

MIAMI-DADE COUNTY

BUILDING AND NEIGHBORHOOD COMPLIANCE DEPARTMENT

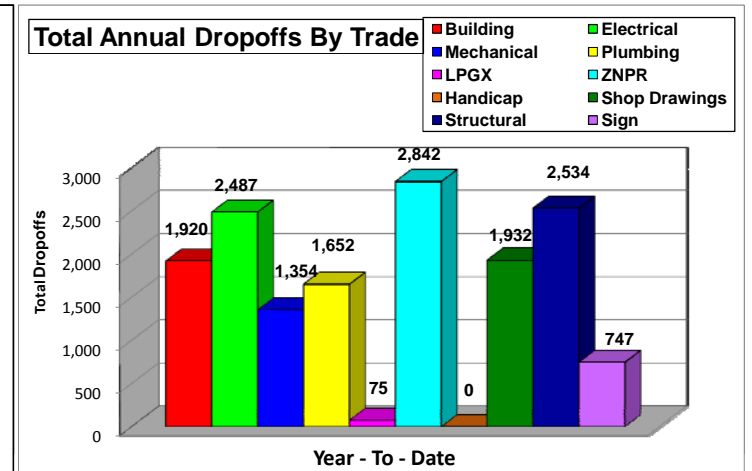
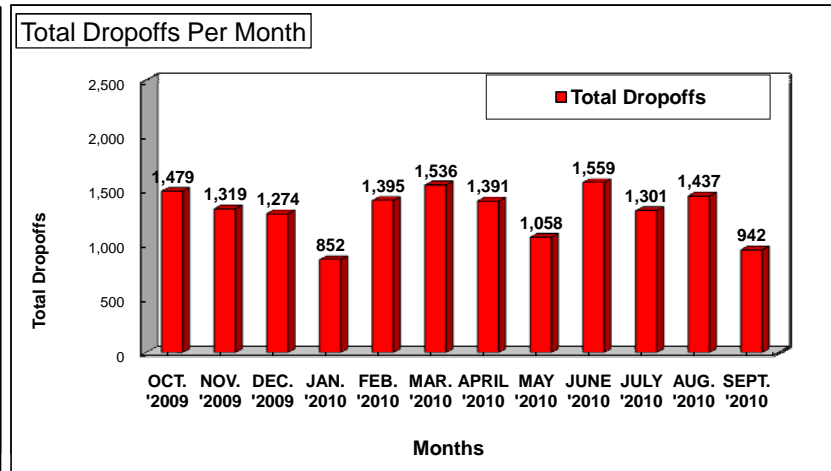
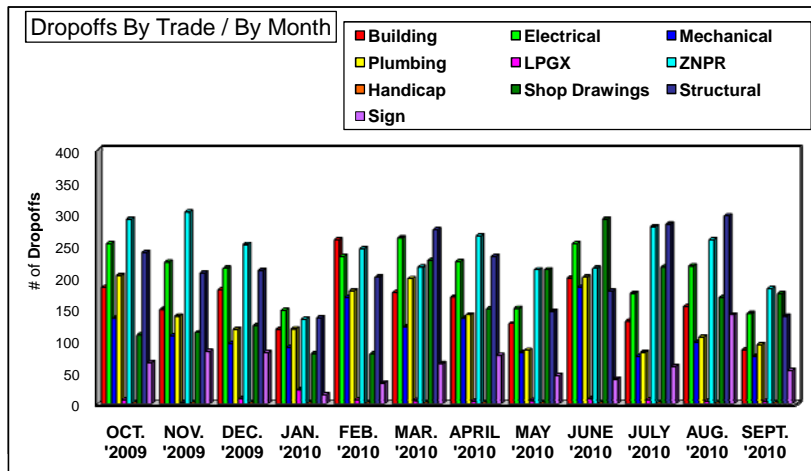
PERMIT SERVICES DIVISION

PLANS PROCESSING - DROPOFFS

INITIAL REVIEW ONLY
** Includes Dup Function **

From 10/01/2009 to 09/30/2010

	OCT. '2009	NOV. '2009	DEC. '2009	JAN. '2010	FEB. '2010	MAR. '2010	APRIL '2010	MAY '2010	JUNE '2010	JULY '2010	AUG. '2010	SEPT. '2010	TOTAL YTD	EOY PROJ*
Building	183	148	179	117	258	175	168	126	198	130	153	85	1,920	1,920
Electrical	252	223	213	147	232	261	224	150	252	174	217	142	2,487	2,487
Mechanical	134	107	94	88	167	120	134	81	183	74	97	75	1,354	1,354
Plumbing	202	138	117	118	178	197	140	84	199	81	105	93	1,652	1,652
LPGX	6	1	7	21	6	5	4	5	7	6	4	3	75	75
ZNPR	291	302	251	133	244	215	264	211	213	279	258	181	2,842	2,842
Handicap	0	0	0	0	0	0	0	0	0	0	0	0	0	0
Shop Drawings	108	112	123	79	78	226	149	211	291	215	167	173	1,932	1,932
Structural	238	206	210	135	199	274	232	146	177	283	296	138	2,534	2,534
Sign	65	82	80	14	33	63	76	44	39	59	140	52	747	747
Total Per Month:	1,479	1,319	1,274	852	1,395	1,536	1,391	1,058	1,559	1,301	1,437	942	15,543	15,543



Source : Enterprise Technology Services Department
*EOY PROJ assume remaining months are an average of YTD Total

Data Compiled and Report Produced by the Building and Neighborhood Compliance Department, Computer Services Section