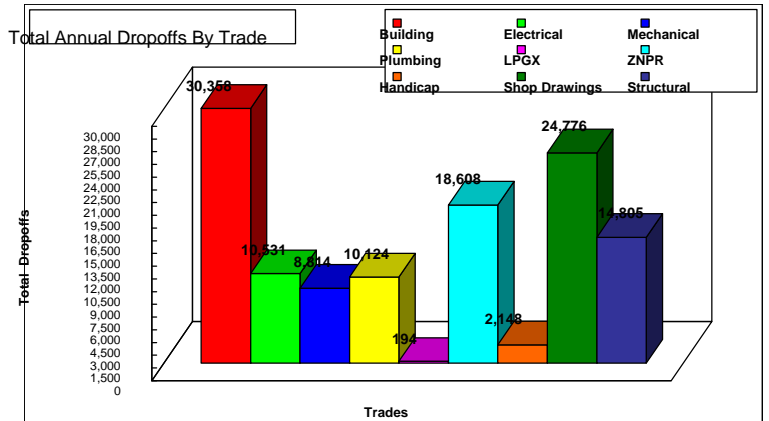
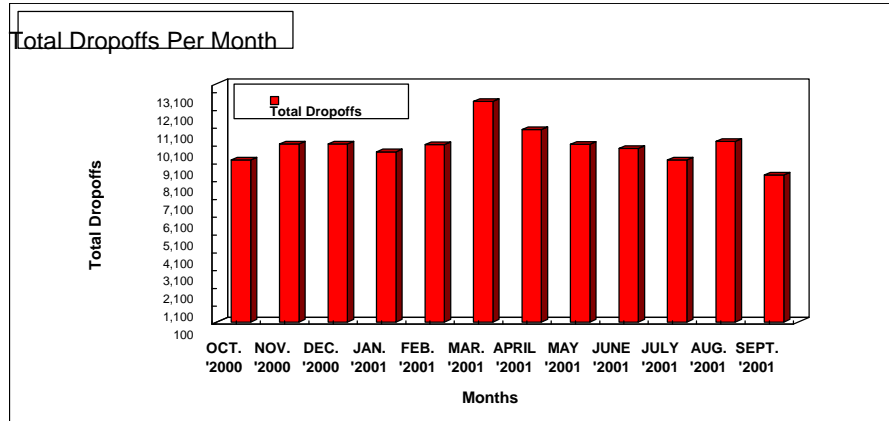
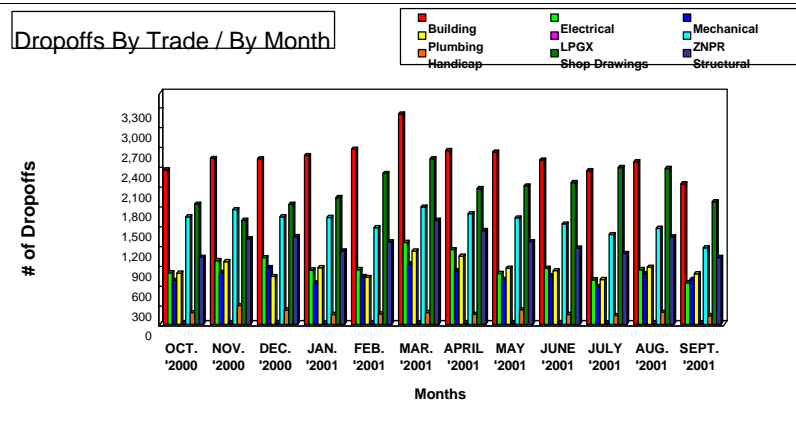


# MIAMI-DADE COUNTY BUILDING DEPARTMENT PERMIT SERVICES DIVISION PLANS PROCESSING - DROPOFFS

\*\* Includes Dup Function \*\*

From 10/01/2000 to 09/30/2001

|                         | OCT. '2000   | NOV. '2000    | DEC. '2000    | JAN. '2001   | FEB. '2001    | MAR. '2001    | APRIL '2001   | MAY '2001     | JUNE '2001   | JULY '2001   | AUG. '2001    | SEPT. '2001  | TOTAL YTD      | EOY PROJ*      |
|-------------------------|--------------|---------------|---------------|--------------|---------------|---------------|---------------|---------------|--------------|--------------|---------------|--------------|----------------|----------------|
| Building                | 2,338        | 2,509         | 2,501         | 2,553        | 2,648         | 3,182         | 2,627         | 2,607         | 2,485        | 2,324        | 2,459         | 2,125        | 30,358         | 30,358         |
| Electrical              | 781          | 965           | 1,009         | 824          | 828           | 1,241         | 1,130         | 770           | 850          | 675          | 828           | 630          | 10,531         | 10,531         |
| Mechanical              | 667          | 785           | 859           | 627          | 722           | 916           | 809           | 678           | 735          | 572          | 765           | 679          | 8,814          | 8,814          |
| Plumbing                | 775          | 948           | 724           | 856          | 709           | 1,110         | 1,031         | 850           | 812          | 679          | 864           | 766          | 10,124         | 10,124         |
| LPGX                    | 15           | 19            | 26            | 11           | 16            | 18            | 26            | 9             | 10           | 19           | 16            | 9            | 194            | 194            |
| ZNPR                    | 1,626        | 1,735         | 1,627         | 1,617        | 1,462         | 1,774         | 1,673         | 1,610         | 1,518        | 1,358        | 1,452         | 1,156        | 18,608         | 18,608         |
| Handicap                | 178          | 284           | 220           | 151          | 160           | 181           | 153           | 222           | 150          | 135          | 182           | 132          | 2,148          | 2,148          |
| Shop Drawings           | 1,817        | 1,572         | 1,816         | 1,918        | 2,282         | 2,501         | 2,051         | 2,094         | 2,143        | 2,371        | 2,357         | 1,854        | 24,776         | 24,776         |
| Structural              | 1,015        | 1,295         | 1,326         | 1,112        | 1,248         | 1,573         | 1,420         | 1,252         | 1,154        | 1,072        | 1,325         | 1,013        | 14,805         | 14,805         |
| <b>Total Per Month:</b> | <b>9,212</b> | <b>10,112</b> | <b>10,108</b> | <b>9,669</b> | <b>10,075</b> | <b>12,496</b> | <b>10,920</b> | <b>10,092</b> | <b>9,857</b> | <b>9,205</b> | <b>10,248</b> | <b>8,364</b> | <b>120,358</b> | <b>120,358</b> |



Data Compiled and Report Produced by the Building Department, Computer Services Section