

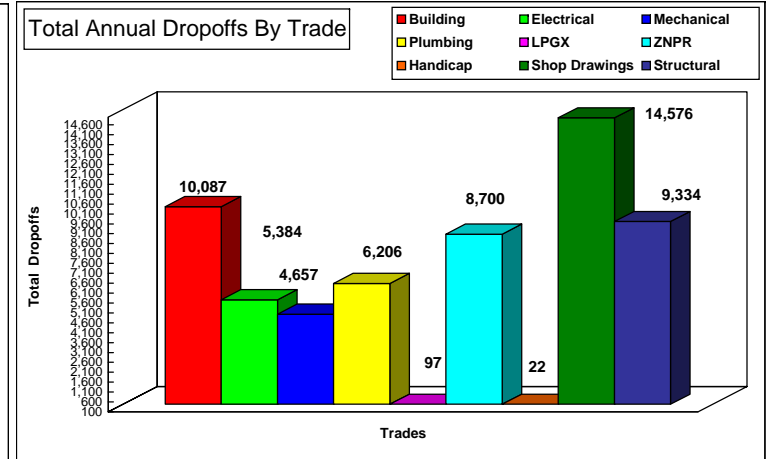
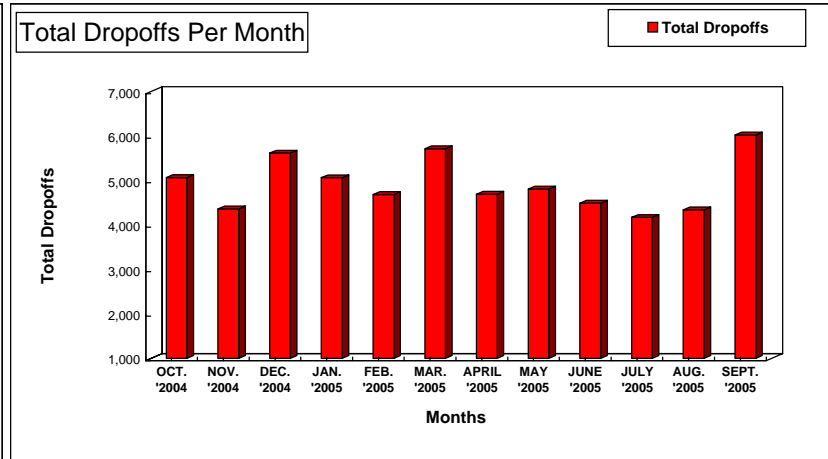
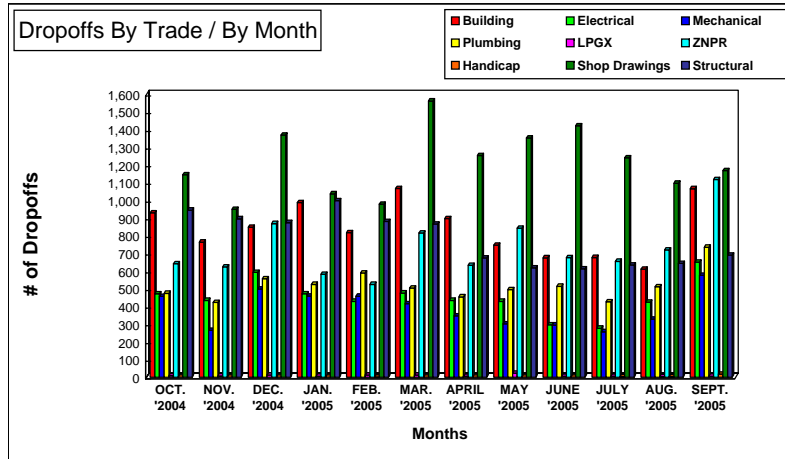
# MIAMI-DADE COUNTY BUILDING DEPARTMENT PERMIT SERVICES DIVISION

## PLANS PROCESSING - DROPOFFS

\*\* Includes Dup Function \*\*

From 10/01/2004 to 09/30/2005

	OCT. '2004	NOV. '2004	DEC. '2004	JAN. '2005	FEB. '2005	MAR. '2005	APRIL '2005	MAY '2005	JUNE '2005	JULY '2005	AUG. '2005	SEPT. '2005	TOTAL YTD	EOY PROJ*
Building	930	764	848	988	817	1,067	897	747	675	677	611	1,066	10,087	10,087
Electrical	471	434	593	471	429	476	434	429	296	277	424	650	5,384	5,384
Mechanical	457	265	498	459	458	415	347	301	295	257	328	577	4,657	4,657
Plumbing	474	423	556	525	589	504	454	495	514	426	511	735	6,206	6,206
LPGX	8	7	11	5	11	12	4	23	4	4	3	5	97	97
ZNPR	641	623	869	582	525	816	633	843	676	655	719	1,118	8,700	8,700
Handicap	0	0	0	0	1	0	0	0	0	2	2	17	22	22
Shop Drawings	1,145	949	1,370	1,037	978	1,562	1,253	1,353	1,422	1,241	1,097	1,169	14,576	14,576
Structural	945	896	874	998	881	866	674	618	613	634	644	691	9,334	9,334
<b>Total Per Month:</b>	<b>5,071</b>	<b>4,361</b>	<b>5,619</b>	<b>5,065</b>	<b>4,689</b>	<b>5,718</b>	<b>4,696</b>	<b>4,809</b>	<b>4,495</b>	<b>4,173</b>	<b>4,339</b>	<b>6,028</b>	<b>59,063</b>	<b>59,063</b>



Source : Information Technology Department  
\*EOY PROJ assume remaining months are an average of YTD Total

Data Compiled and Report Produced by the Building Department, Computer Services Section