

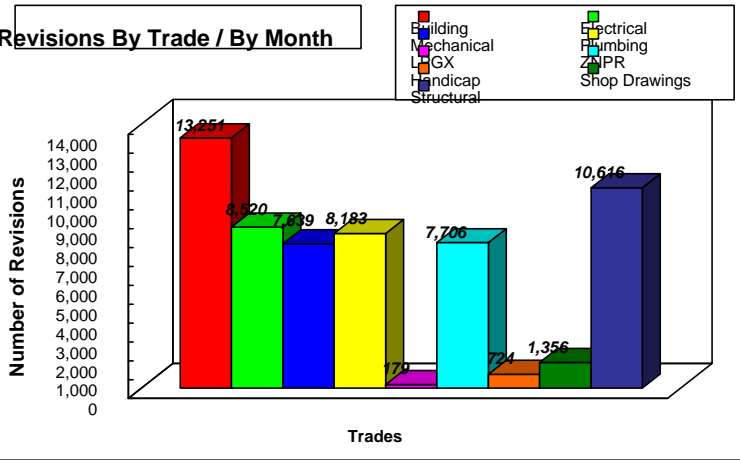
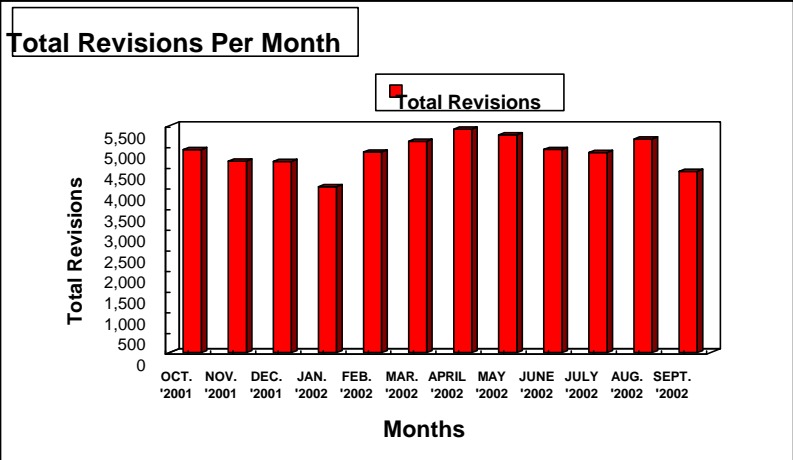
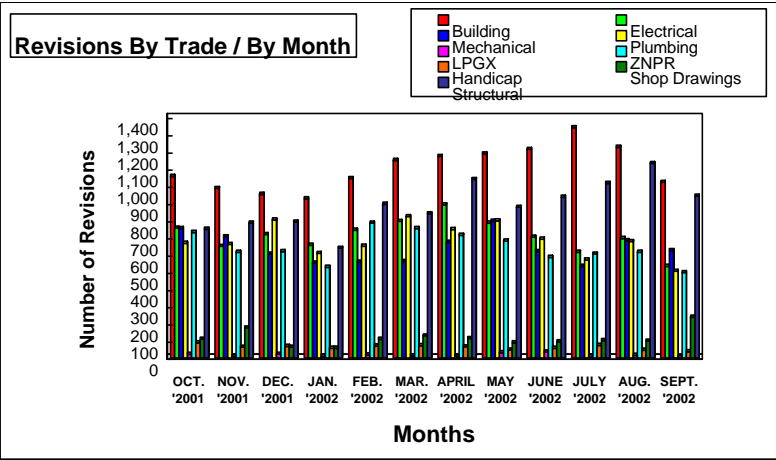
MIAMI-DADE COUNTY BUILDING DEPARTMENT PERMIT SERVICES DIVISION

PLANS PROCESSING - REVISIONS

** Includes Dup Function **

From 10/01/2001 to 9/30/2002

	OCT. '2001	NOV. '2001	DEC. '2001	JAN. '2002	FEB. '2002	MAR. '2002	APRIL '2002	MAY '2002	JUNE '2002	JULY '2002	AUG. '2002	SEPT. '2002	TOTAL YTD	EOY PROJ*
Building	1,054	985	950	924	1,042	1,147	1,171	1,185	1,212	1,337	1,224	1,020	13,251	13,251
Electrical	754	648	717	654	742	793	889	783	702	613	694	531	8,520	8,520
Mechanical	751	703	603	550	556	560	671	794	617	531	680	623	7,639	7,639
Plumbing	666	659	801	607	649	821	746	796	690	569	676	503	8,183	8,183
LPGX	20	8	21	9	16	11	8	29	33	7	14	3	179	179
ZNPR	729	614	617	526	784	751	712	678	584	603	613	495	7,706	7,706
Handicap	87	62	67	55	68	70	64	45	55	72	44	35	724	724
Shop Drawings	108	173	62	55	107	127	112	87	92	100	97	236	1,356	1,356
Structural	747	783	789	637	893	838	1,037	875	934	1,013	1,130	940	10,616	10,616
Total Per Month:	4,916	4,635	4,627	4,017	4,857	5,118	5,410	5,272	4,919	4,845	5,172	4,386	58,174	58,174



Data Compiled and Report Produced by the Building Department, Computer Services Section