

MIAMI-DADE COUNTY

BUILDING DEPARTMENT

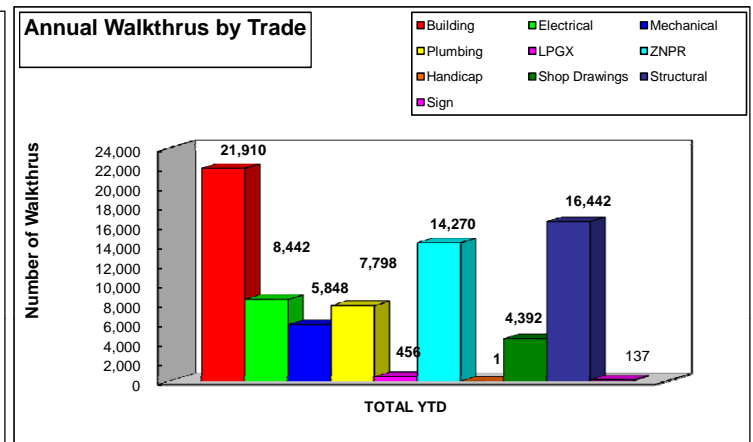
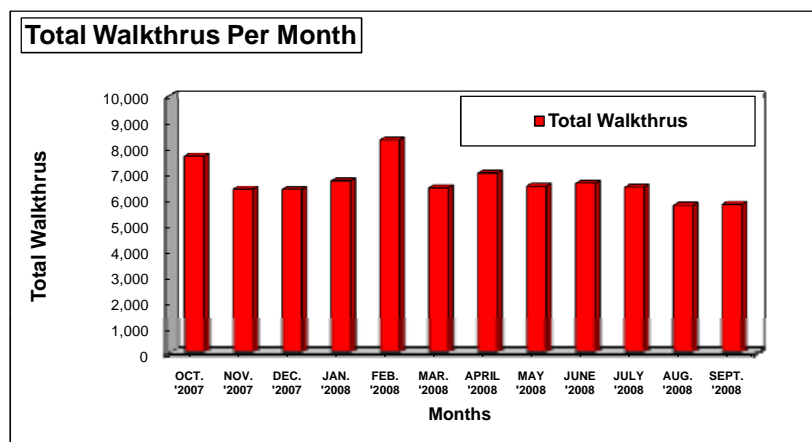
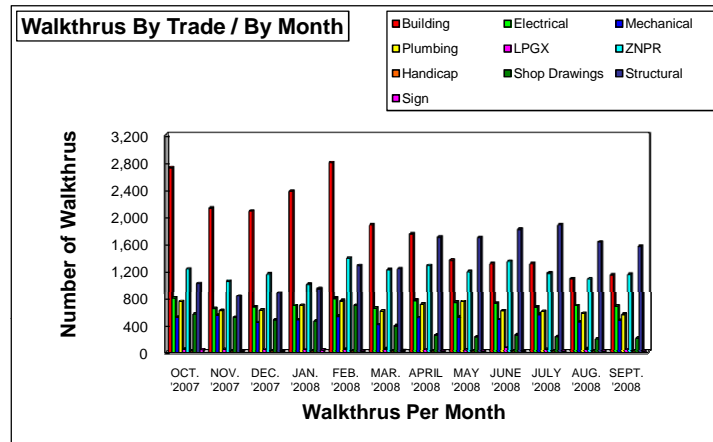
PERMIT SERVICES DIVISION

PLANS PROCESSING - WALKTHRU INITIAL REVIEW

** Includes Dup Function **

From 10/01/2007 to 9/30/2008

	OCT. '2007	NOV. '2007	DEC. '2007	JAN. '2008	FEB. '2008	MAR. '2008	APRIL '2008	MAY '2008	JUNE '2008	JULY '2008	AUG. '2008	SEPT. '2008	TOTAL YTD	EOY PROJ*
Building	2,716	2,123	2,082	2,370	2,793	1,874	1,747	1,360	1,305	1,306	1,088	1,146	21,910	21,910
Electrical	791	640	664	686	787	645	758	732	720	663	683	673	8,442	8,442
Mechanical	514	543	433	475	526	399	504	517	478	552	444	463	5,848	5,848
Plumbing	745	611	619	690	755	603	705	742	609	597	570	552	7,798	7,798
LPGX	40	38	32	34	39	42	31	28	61	38	42	31	456	456
ZNPR	1,227	1,053	1,155	1,006	1,389	1,219	1,284	1,188	1,340	1,175	1,083	1,151	14,270	14,270
Handicap	0	0	0	0	0	0	0	0	1	0	0	0	1	1
Shop Drawings	558	513	473	452	690	385	247	218	249	220	190	197	4,392	4,392
Structural	1,022	824	873	946	1,283	1,230	1,699	1,688	1,813	1,875	1,628	1,561	16,442	16,442
Sign	30	10	11	25	9	14	9	4	11	4	7	3	137	137
Total Per Month:	7,643	6,355	6,342	6,684	8,271	6,411	6,984	6,477	6,587	6,430	5,735	5,777	79,696	79,696



Source : Information Technology Department
*EOY PROJ assume remaining months are an average of YTD Total

Data Compiled and Produced by the Building Department, Computer Services Section