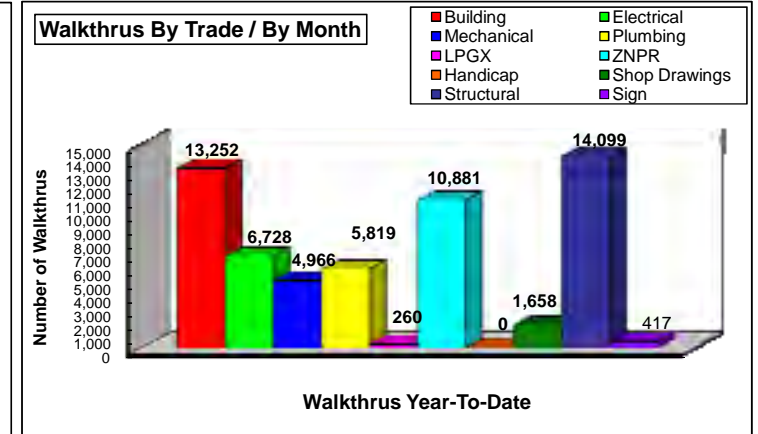
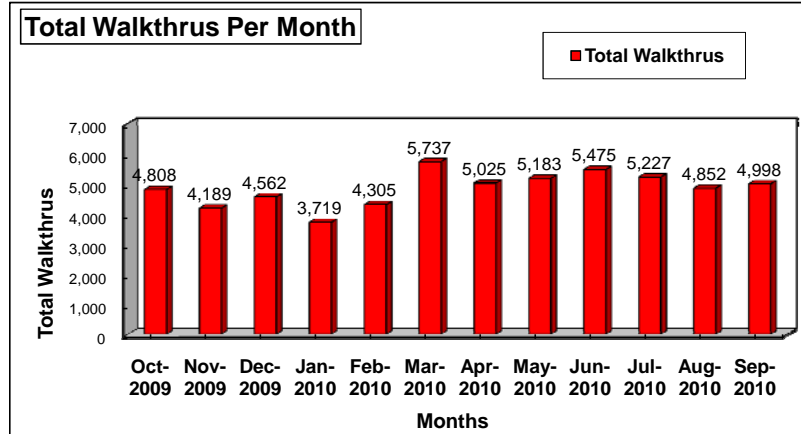
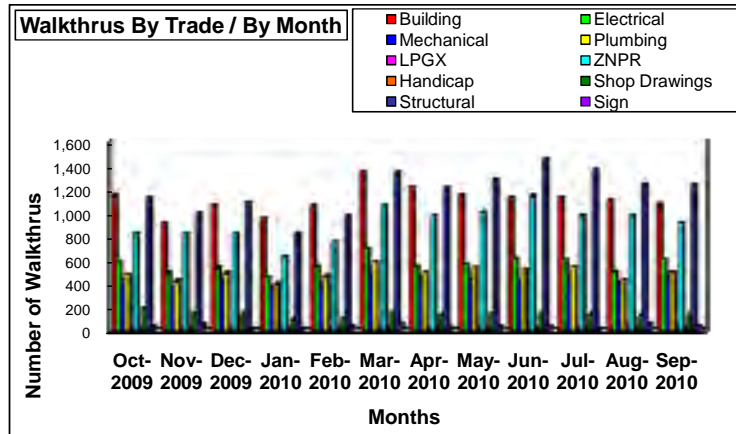


MIAMI-DADE COUNTY
BUILDING AND NEIGHBORHOOD COMPLIANCE DEPARTMENT
PERMIT SERVICES DIVISION

PLANS PROCESSING - WALKTHRUS
INITIAL REVIEW ONLY
**** Includes Dup Function ****

From 10/01/2009 to 9/30/2010

	Oct-2009	Nov-2009	Dec-2009	Jan-2010	Feb-2010	Mar-2010	Apr-2010	May-2010	Jun-2010	Jul-2010	Aug-2010	Sep-2010	TOTAL YTD	EOY PROJ*
Building	1,138	905	1,058	953	1,055	1,343	1,216	1,151	1,129	1,128	1,106	1,070	13,252	13,252
Electrical	583	487	529	451	545	700	545	570	612	605	497	604	6,728	6,728
Mechanical	423	350	404	356	376	475	422	428	432	439	397	464	4,966	4,966
Plumbing	475	421	484	396	462	579	491	539	510	536	425	501	5,819	5,819
LPGX	20	17	21	13	18	26	14	25	28	19	32	27	260	260
ZNPR	822	819	819	629	752	1,059	968	1,003	1,139	981	974	916	10,881	10,881
Handicap	0	0	0	0	0	0	0	0	0	0	0	0	0	0
Shop Drawings	195	145	141	95	102	155	138	146	138	140	121	142	1,658	1,658
Structural	1,121	993	1,086	813	969	1,333	1,207	1,284	1,453	1,359	1,242	1,239	14,099	14,099
Sign	31	52	20	13	26	67	24	37	34	20	58	35	417	417
Total Per Month:	4,808	4,189	4,562	3,719	4,305	5,737	5,025	5,183	5,475	5,227	4,852	4,998	58,080	58,080



Source : Enterprise Technology Services Department
 *EOY PROJ assume remaining months are an average of YTD Total

Data Compiled and Produced by the Building and Neighborhood Compliance Department, Computer Services Section