

# MIAMI-DADE COUNTY

## BUILDING DEPARTMENT

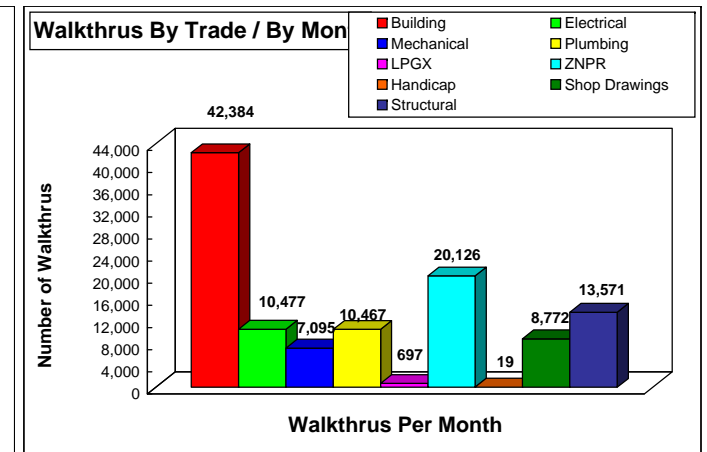
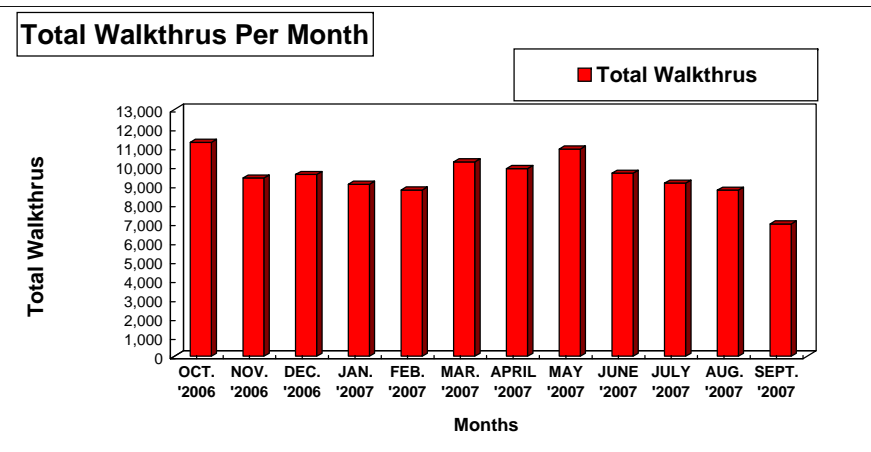
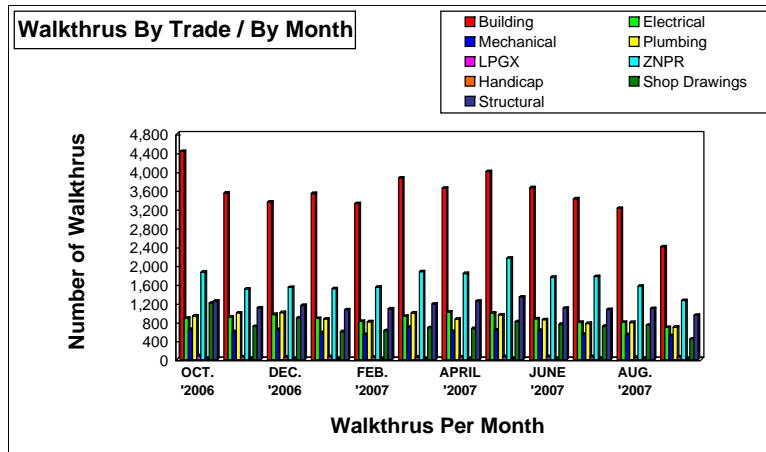
### PERMIT SERVICES DIVISION

#### PLANS PROCESSING - WALKTHRUS

\*\* Includes Dup Function \*\* (Initial Review)

From 10/01/2006 to 9/30/2007

	OCT. '2006	NOV. '2006	DEC. '2006	JAN. '2007	FEB. '2007	MAR. '2007	APRIL '2007	MAY '2007	JUNE '2007	JULY '2007	AUG. '2007	SEPT. '2007	TOTAL YTD	EOY PROJ*
Building	4,431	3,541	3,350	3,534	3,320	3,866	3,645	4,002	3,658	3,418	3,218	2,401	42,384	42,384
Electrical	878	905	958	873	812	921	1,006	985	869	794	792	684	10,477	10,477
Mechanical	641	593	641	572	533	692	599	627	622	538	530	507	7,095	7,095
Plumbing	927	990	1,001	861	804	988	857	948	847	770	788	686	10,467	10,467
LPGX	82	58	54	64	49	53	54	61	61	59	46	56	697	697
ZNPR	1,858	1,499	1,534	1,508	1,540	1,870	1,830	2,157	1,748	1,768	1,559	1,255	20,126	20,126
Handicap	10	4	1	2	0	1	0	1	0	0	0	0	19	19
Shop Drawings	1,201	704	889	590	617	676	661	806	749	707	732	440	8,772	8,772
Structural	1,243	1,098	1,151	1,059	1,079	1,181	1,242	1,331	1,092	1,065	1,087	943	13,571	13,571
<b>Total Per Month:</b>	<b>11,271</b>	<b>9,392</b>	<b>9,579</b>	<b>9,063</b>	<b>8,754</b>	<b>10,248</b>	<b>9,894</b>	<b>10,918</b>	<b>9,646</b>	<b>9,119</b>	<b>8,752</b>	<b>6,972</b>	<b>113,608</b>	<b>113,608</b>



Source : Information Technology Department  
 \*EOY PROJ assume remaining months are an average of YTD Total

Data Compiled and Produced by the Building Department, Computer Services Section