



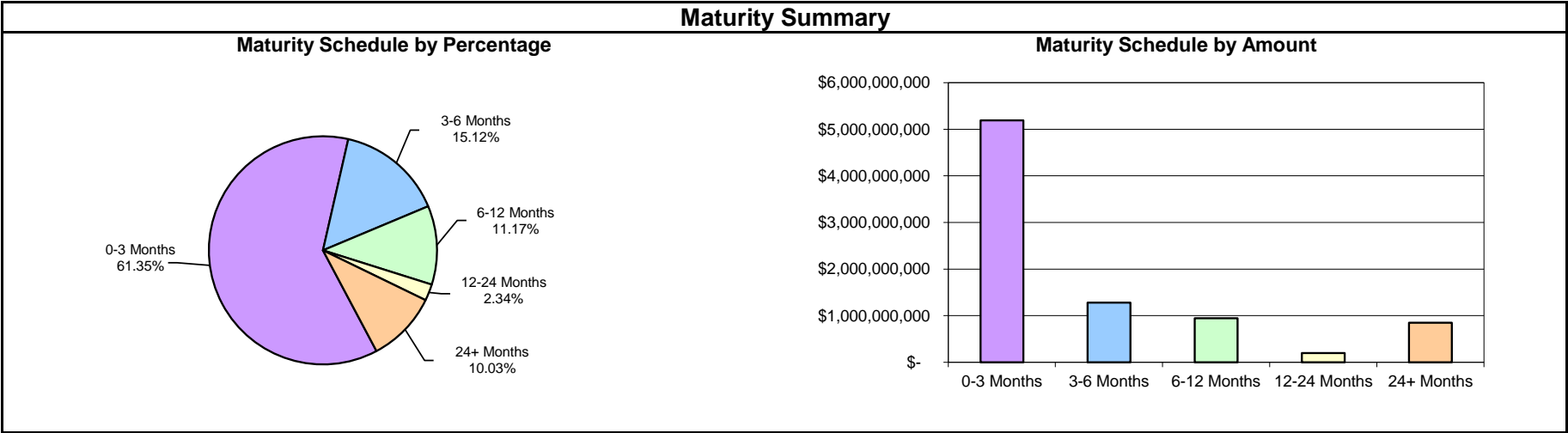
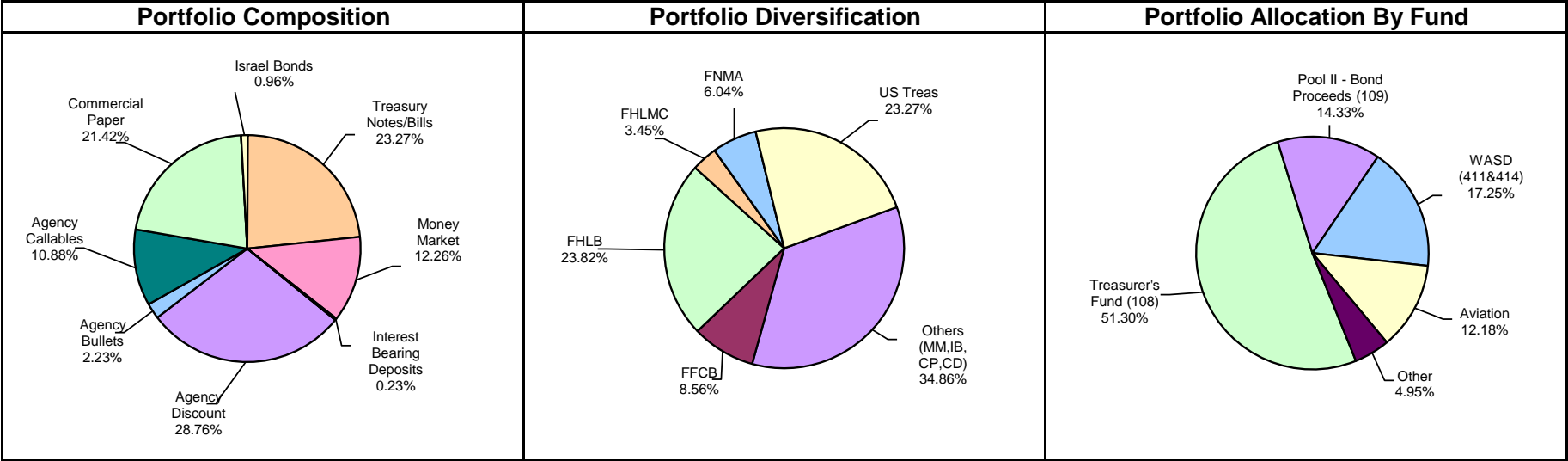
Monthly Summary Investment Report

For the Period Ended

December 31, 2021



**Miami-Dade County
Total Portfolio Summary
December 31, 2021**



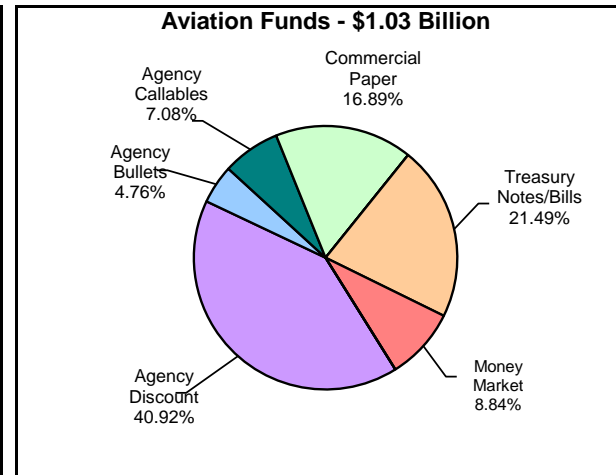
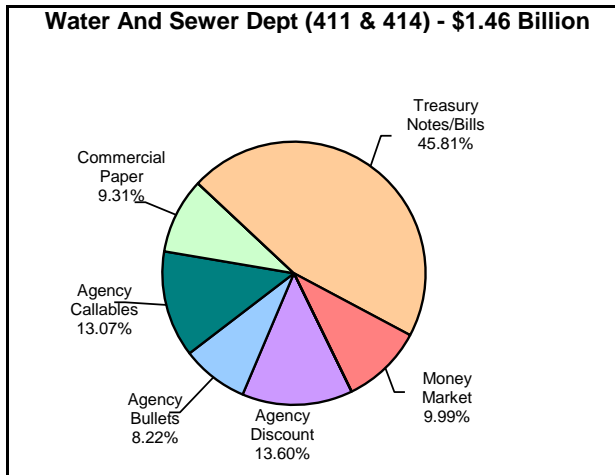
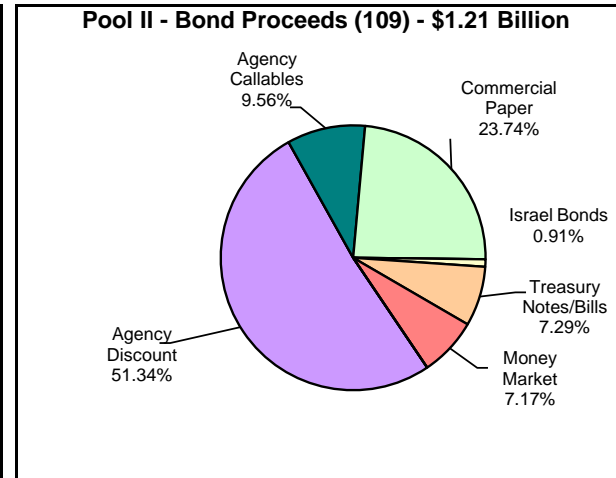
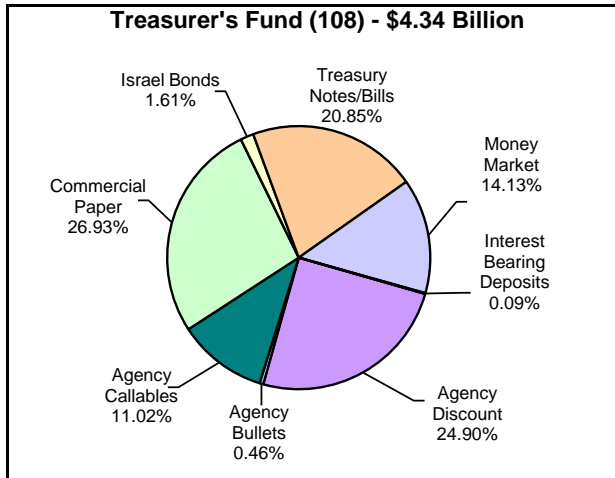
**Miami-Dade County
Summary Statement
December 31, 2021**

Portfolio Summary					
	Current 12/31/2021	Previous Month 11/30/2021	Change from Prior Month	Previous Quarter 9/30/2021	Change from Prior Quarter
Par Value	\$ 8,467,593,041.75	\$ 11,092,421,392.17	\$(2,624,828,350.42)	\$ 7,143,317,440.40	\$ 1,324,275,601.35
Book Value	\$ 8,465,368,906.41	\$ 11,091,632,968.21	\$(2,626,264,061.80)	\$ 7,142,850,842.25	\$ 1,322,518,064.16
Market Value	\$ 8,449,857,017.32	\$ 11,078,649,644.22	\$(2,628,792,626.90)	\$ 7,137,145,307.46	\$ 1,312,711,709.86
Market Value as a % of Book Value	99.82%	99.88%	-0.07%	99.92%	-0.10%
Accrued Interest	\$ 1,901,555.89	\$ 1,854,256.72	\$ 47,299.17	\$ 2,069,673.89	\$ (168,118.00)
Total Value (Market Value+ Accrued Interest)	\$ 8,451,758,573.21	\$ 11,080,503,900.94	\$(2,628,745,327.73)	\$ 7,139,214,981.35	\$ 1,312,543,591.86
Interest Earned (Current Month)	\$ 929,169.06	\$ 750,872.51	\$ 178,296.55	\$ 693,434.19	\$ 235,734.87
Interest Earned Fiscal YTD (10/1 - 9/30)	\$ 2,375,475.92	\$ 1,443,463.62	\$ 932,012.30	\$ 10,857,698.86	\$ 692,591.11
Unrealized Gain (Loss)	\$ (15,511,889.09)	\$ (12,983,323.99)	\$ (2,528,565.10)	\$ (5,705,534.79)	\$ (9,806,354.30)
Weighted Average Days to Maturity	214	153.2	60.8	236.3	-22.3
Weighted Average Days to Call	136.0	50.9	85.1	72.5	63.5
Yield to Maturity	0.14%	0.09%	0.05%	0.12%	0.02%
Earned Income Yield for Period	0.12%	0.11%	0.01%	0.12%	0.00%
Earned Income Yield for Year to Date	0.12%	0.12%	0.00%	0.15%	-0.03%

Yield Maturity Breakdown	Policy Compliance			
	Security Type	% Limit	Current %	Result
<p>The bar chart displays the yield maturity breakdown for the investment portfolio. The x-axis represents maturity terms: 0-3 Months, 3-6 Months, 6-12 Months, 12-24 Months, and 24+ Months. The y-axis represents the yield percentage, ranging from 0.00% to 2.00%. The yields are: 0.07% for 0-3 Months, 0.09% for 3-6 Months, 0.13% for 6-12 Months, 0.55% for 12-24 Months, and 0.56% for 24+ Months.</p>	Treasuries	100%	23.27%	PASS
	Agencies	100%	31.00%	PASS
	Agency Callables	25%	10.88%	PASS
	Commercial Paper	50%	21.42%	PASS
	-CP Single Issuer Max	5%	4.25%	PASS
	Israel Bonds	3%	0.96%	PASS
	Time Deposits	20%	0.00%	PASS
	SBA/Investment Pools	50%	0.00%	PASS
	Money Market Funds	30%	12.26%	PASS
	Interest Bearing Deposit	20%	0.23%	PASS
	Open/Closed End Funds	5%	0.00%	PASS

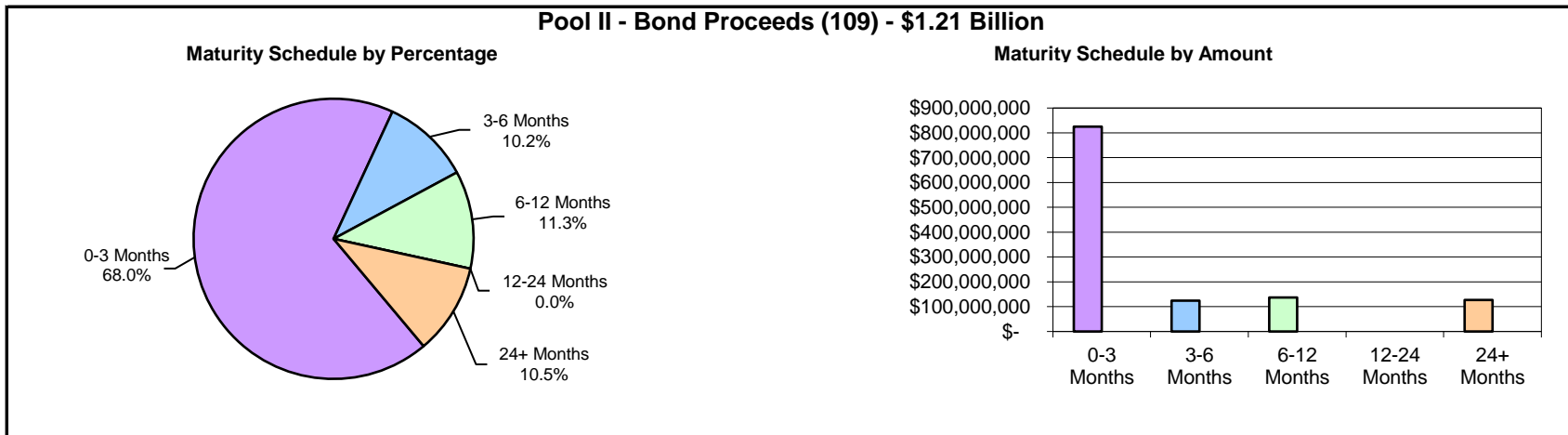
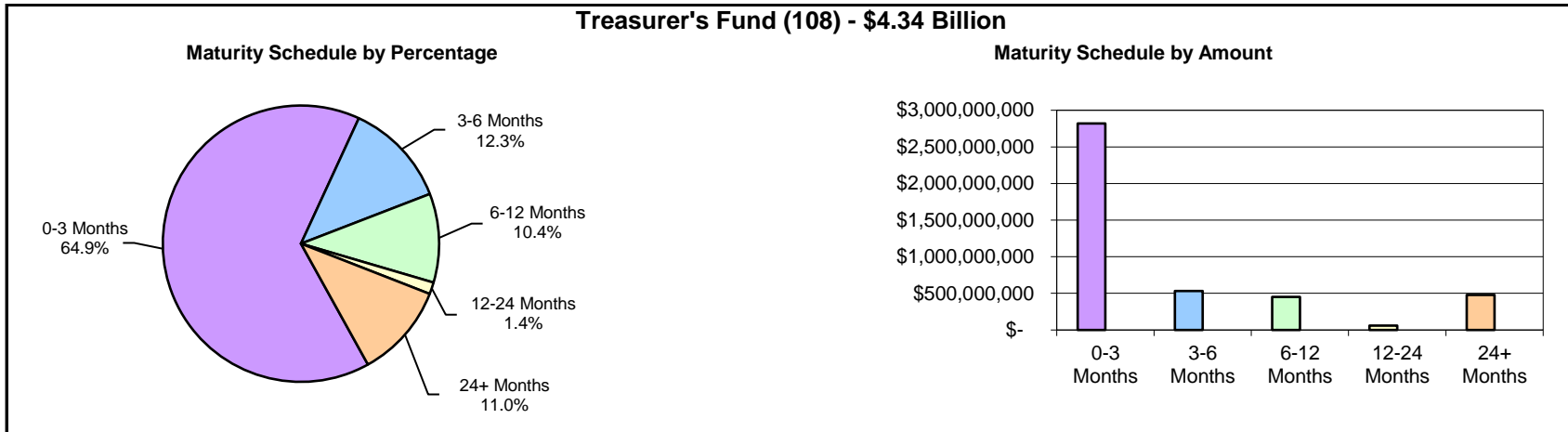
Note: The County currently holds \$159.5 million in cash deposits with Wells Fargo Bank. They are not included in the investment portfolio data presented here.

**Miami-Dade County
Portfolio Composition
December 31, 2021**

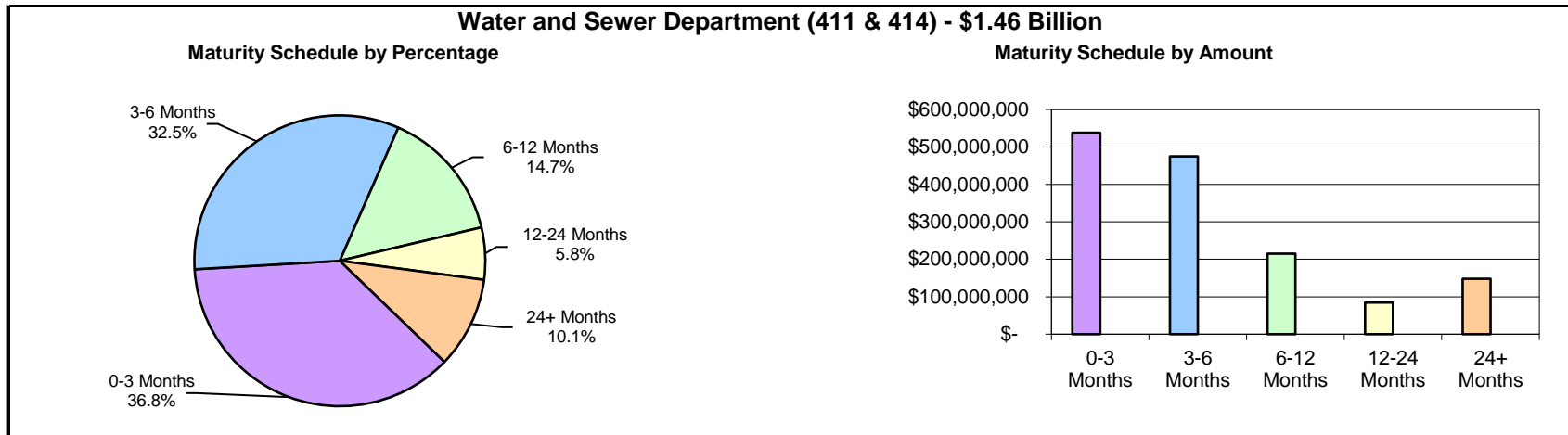


Note: Graphs above do not include miscellaneous funds totaling \$419 million and representing 5% of the portfolio.

Miami-Dade County Maturity Breakdown December 31, 2021

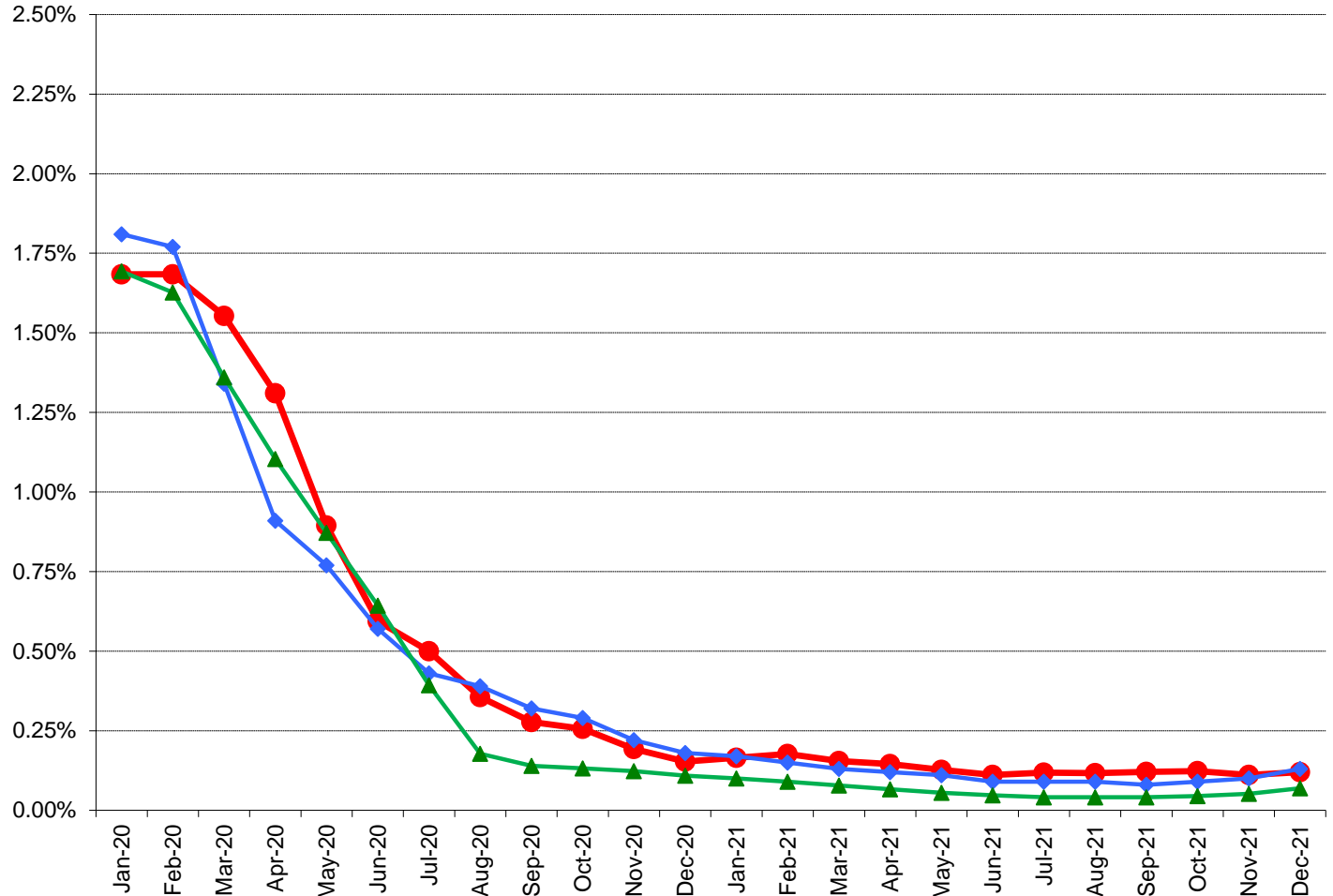


Miami-Dade County Maturity Breakdown December 31, 2021



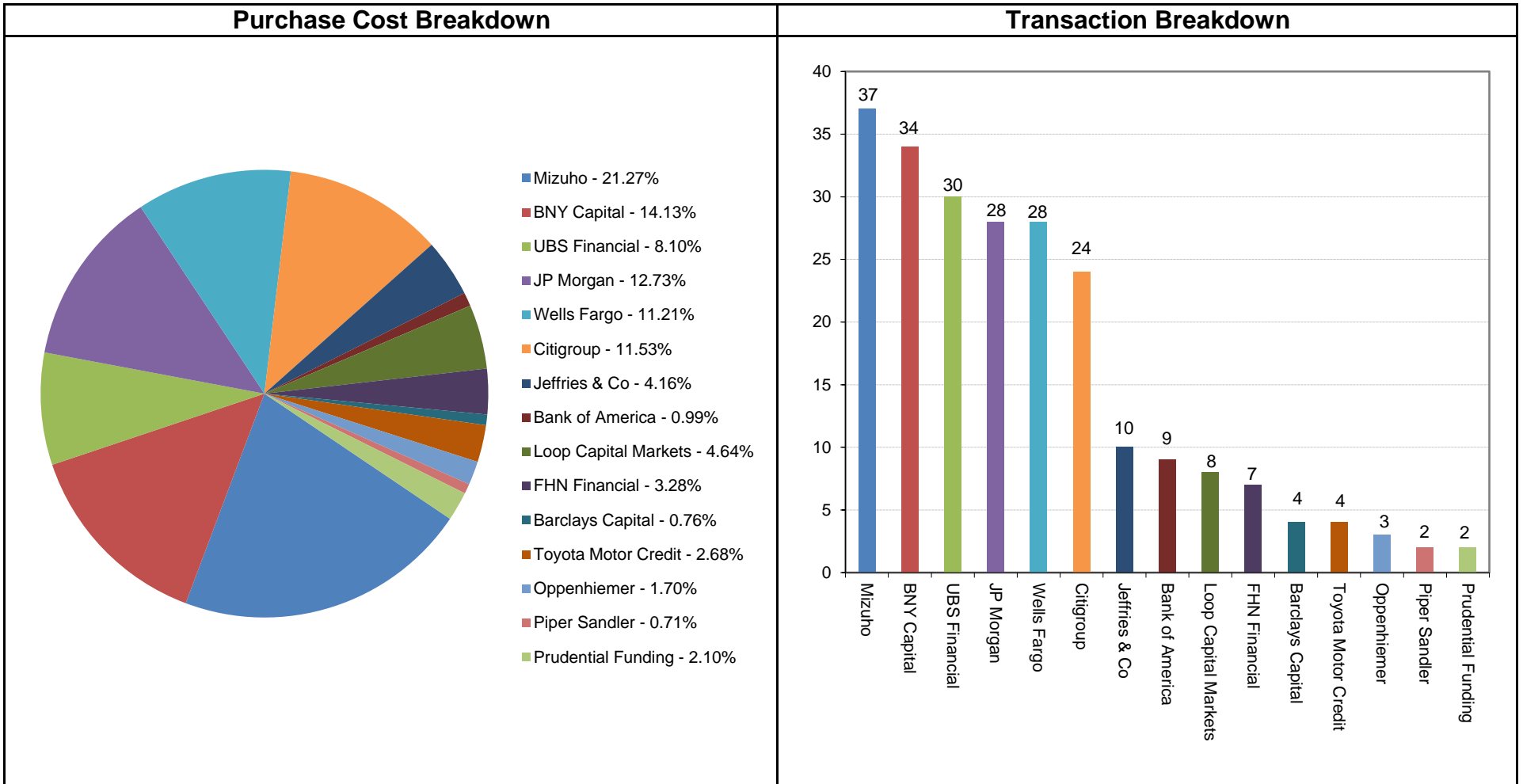
Note: Graphs above do not include miscellaneous funds totaling \$419 million and representing 5% of the portfolio.

**Miami-Dade County
Benchmark Comparisons
December 31, 2021**



	Jan-20	Feb-20	Mar-20	Apr-20	May-20	Jun-20	Jul-20	Aug-20	Sep-20	Oct-20	Nov-20	Dec-20	Jan-21	Feb-21	Mar-21	Apr-21	May-21	Jun-21	Jul-21	Aug-21	Sep-21	Oct-21	Nov-21	Dec-21
● Miami-Dade - Earned Income Yield	1.68%	1.68%	1.55%	1.31%	0.90%	0.59%	0.50%	0.36%	0.28%	0.26%	0.19%	0.15%	0.17%	0.18%	0.16%	0.15%	0.13%	0.11%	0.12%	0.12%	0.12%	0.12%	0.11%	0.12%
◆ Monthly Avg - Florida SBA Pool	1.81%	1.77%	1.34%	0.91%	0.77%	0.57%	0.43%	0.39%	0.32%	0.29%	0.22%	0.18%	0.17%	0.15%	0.13%	0.12%	0.11%	0.09%	0.09%	0.09%	0.08%	0.09%	0.10%	0.13%
▲ 6-Month Avg of 6-Mo T-Bill	1.69%	1.63%	1.36%	1.10%	0.87%	0.64%	0.39%	0.18%	0.14%	0.13%	0.12%	0.11%	0.10%	0.09%	0.08%	0.07%	0.06%	0.05%	0.04%	0.04%	0.04%	0.05%	0.05%	0.07%

Miami-Dade County Broker Purchase Distribution December 31, 2021





Detail Security Holdings Report

For the Period Ended

December 31, 2021



**EOM - REPORT WRITER
Investment Inventory
Sorted by Fund
December 31, 2021**

CUSIP	Investment #	Fund Number	Issuer	Purchase Date	Cur Rate	Par Value	Book Value	Market Value	Pur Accr Interest	Accrued Interest	Maturity Date	Call Date	Purchase Price	YTM	YTC	YTW	Unrealized G/L
WACHOVMM7	151194	108	Wells Fargo Interest Bearing Acct		0.158	3,887,061.65	3,887,061.65	3,887,061.65	0.00	528.25			100	0.158		0.158	0.00
31607A703	170623	108	Fidelity Money Market Fund		0.01	0.00	0.00	0.00	0.00	263.78			100	0.01		0.01	0.00
46513JAA9	180026	108	State of Israel - Jubilee Bonds	1/15/2020	1.93	10,000,000.00	10,000,000.00	10,000,000.00	0.00	32,254.79	1/1/2022		100	1.933		1.933	0.00
46513JCF6	180818	108	State of Israel - Jubilee Bonds	4/1/2020	1.4	60,000,000.00	60,000,000.00	59,890,800.00	0.00	140,383.56	4/1/2023		100	1.4		1.4	-109,200.00
825252885	181010	108	Invesco Money Market Fund	4/22/2020	0.026	263,866,872.50	263,866,872.50	263,866,872.50	0.00	5,807.71			100	0.026		0.026	0.00
3136G4XV0	181637	108	FNMA Callable Bond	6/30/2020	0.73	5,000,000.00	5,000,000.00	4,928,050.00	0.00	0.00	6/30/2025		100	0.73		0.73	-11,950.00
3136G4Z97	182099	108	FNMA Callable Bond	8/28/2020	0.375	8,950,000.00	8,950,000.00	8,896,389.50	0.00	11,467.19	2/28/2024	2/28/2022	100	0.375		0.375	-53,610.50
3134GWWV9	182342	108	FHLMC Callable Bond	9/29/2020	0.55	10,000,000.00	10,000,000.00	9,780,500.00	0.00	14,055.56	9/29/2025		100	0.55		0.55	-219,500.00
3134GWWV2	182357	108	FHLMC Callable Bond	9/30/2020	0.4	10,000,000.00	10,000,000.00	9,852,200.00	0.00	10,000.00	9/30/2024		100	0.4		0.4	-147,800.00
3134GWWV3	182358	108	FHLMC Callable Bond	9/30/2020	0.6	25,000,000.00	25,000,000.00	24,580,250.00	0.00	37,500.00	9/30/2025		100	0.6		0.6	-419,750.00
3134GWWX0	182359	108	FHLMC Callable Bond	9/30/2020	0.4	30,000,000.00	30,000,000.00	29,565,300.00	0.00	30,000.00	9/30/2024		100	0.4		0.4	-434,700.00
3134GWWXG	182389	108	FHLMC Callable Bond	10/2/2020	0.43	13,950,000.00	13,950,000.00	13,712,013.00	0.00	14,996.25	12/30/2024		100	0.43		0.43	-237,987.00
3133EMBT8	182414	108	FFCB - Bullet	10/6/2020	0.14	20,000,000.00	20,000,000.00	19,997,400.00	0.00	7,000.00	4/1/2022		100	0.14		0.14	-2,600.00
3134GWSY9	182496	108	FHLMC Callable Bond	10/15/2020	0.6	20,000,000.00	20,000,000.00	19,550,600.00	0.00	25,333.33	10/15/2025		100	0.6		0.6	-449,400.00
3136G4U4	182530	108	FNMA Callable Bond	10/20/2020	0.5	25,000,000.00	25,000,000.00	24,395,750.00	0.00	24,652.78	10/20/2025	10/20/2022	100	0.5		0.5	-604,250.00
09248U700	182950	108	BlackRock Money Market Fund	11/30/2020	0.025	27,000,000.00	27,000,000.00	27,000,000.00	0.00	2,227.36			100	0.025		0.025	0.00
4812C0670	182951	108	J.P. Morgan Money Market Fund	11/30/2020	0.026	322,514,212.74	322,514,212.74	322,514,212.74	0.00	8,731.68			100	0.026		0.026	0.00
3135G06J7	183099	108	FNMA Callable Bond	12/10/2020	0.65	40,000,000.00	40,000,000.00	39,091,200.00	0.00	15,166.67	12/10/2025		100	0.65		0.65	-908,800.00
3130AKLP9	183309	108	FHLB Step-Up Bond	12/30/2020	0.25	14,700,000.00	14,700,000.00	14,453,775.00	0.00	0.00	12/30/2025	3/30/2022	100	0.24	0.21	0.21	-246,225.00
3130AKLH7	183310	108	FHLB Step-Up Bond	12/30/2020	0.25	4,660,000.00	4,660,000.00	4,579,708.20	0.00	0.00	12/30/2025	3/30/2022	100	0.24	0.21	0.21	-80,291.80
3130AKLS3	183311	108	FHLB Step-Up Bond	12/30/2020	0.25	20,000,000.00	20,000,000.00	19,674,400.00	0.00	0.00	12/30/2025	3/30/2022	100	0.25	0.25	0.25	-325,600.00
3134GXKT0	183431	108	FHLMC Callable Bond	1/12/2021	0.55	25,000,000.00	25,000,000.00	24,486,000.00	0.00	64,548.61	1/12/2026		100	0.55		0.55	-514,000.00
3135G06Q1	183450	108	FNMA Callable Bond	1/13/2021	0.64	10,000,000.00	10,000,000.00	9,733,400.00	0.00	0.00	12/30/2025	2/1/2022	100	0.64	0.64	0.64	-266,600.00
3130AKQ74	183537	108	FHLB Callable Bond	1/22/2021	0.625	20,000,000.00	20,000,000.00	19,632,400.00	0.00	55,208.33	1/22/2026		100	0.625		0.625	-367,600.00
3130AKNR3	183547	108	FHLB Callable Bond	1/26/2021	0.56	15,000,000.00	15,000,000.00	14,639,250.00	0.00	36,166.67	1/26/2026		100	0.56		0.56	-360,750.00
3130AKPM2	183548	108	FHLB Step-Up Bond	1/26/2021	0.25	25,000,000.00	25,000,000.00	24,547,750.00	0.00	26,909.72	1/26/2026		100	0.25		0.25	-452,250.00
3135G06R9	183575	108	FNMA Callable Bond	1/28/2021	0.55	25,000,000.00	25,000,000.00	24,476,000.00	0.00	58,437.50	1/28/2026		100	0.55		0.55	-524,000.00
3130AKNG7	183576	108	FHLB Callable Bond	1/28/2021	0.55	6,000,000.00	6,000,000.00	5,883,600.00	0.00	14,025.00	1/28/2026		100	0.55		0.55	-116,400.00
3130AKPW0	183577	108	FHLB Step-Up Bond	1/28/2021	0.5	8,500,000.00	8,500,000.00	8,336,715.00	0.00	18,062.50	1/28/2026		100	0.5		0.5	-163,285.00
3134GXKS2	183597	108	FHLMC Callable Bond	1/29/2021	0.5	30,000,000.00	30,000,000.00	29,409,900.00	0.00	25,833.33	10/29/2025		100	0.5		0.5	-590,100.00
3134GXLD4	183637	108	FHLMC Callable Bond	2/3/2021	0.6	22,680,000.00	22,680,000.00	22,236,379.20	0.00	55,944.00	2/3/2026		100	0.6		0.6	-443,620.80
3134GXLV9	183728	108	FHLMC Callable Bond	2/12/2021	0.55	7,000,000.00	7,000,000.00	6,849,570.00	0.00	14,865.28	2/12/2026		100	0.55		0.55	-150,430.00
3134GWZV1	183771	108	FHLMC Callable Bond	2/18/2021	0.65	10,000,000.00	10,000,000.00	9,782,400.00	0.00	12,458.33	10/22/2025		100	0.65		0.65	-217,600.00
3130AKXJ0	183829	108	FHLB Callable Bond	2/24/2021	0.6	10,000,000.00	9,997,926.39	9,798,200.00	0.00	21,166.67	2/24/2026		99.975	0.605		0.605	-199,726.39
3130ALAA2	183830	108	FHLB Callable Bond	2/24/2021	0.56	7,000,000.00	7,000,000.00	6,802,180.00	0.00	13,828.89	11/24/2025		100	0.56		0.56	-197,820.00
3130ALEK6	183859	108	FHLB Callable Bond	2/26/2021	0.78	9,000,000.00	9,000,000.00	8,833,500.00	0.00	24,375.00	2/26/2026		100	0.78		0.78	-166,500.00
3130ALCU6	183879	108	FHLB Callable Bond	2/25/2021	0.7	8,000,000.00	8,000,000.00	7,863,920.00	0.00	19,600.00	2/25/2026		100	0.7		0.7	-136,080.00
313313SF6	184092	108	FFCB Disc Note	3/25/2021	0.06	5,000,000.00	4,997,450.00	4,999,950.00	0.00	2,350.00	1/25/2022		99.949	0.061		0.061	2,500.00
3130ALRV8	184154	108	FHLB Step-Up Bond	3/31/2021	0.75	13,225,000.00	13,225,000.00	13,096,982.00	0.00	24,796.88	3/30/2026		100	0.75		0.75	-128,018.00
313385XH4	184483	108	FHLB Disc Note	5/28/2021	0.045	49,990,000.00	49,967,254.55	49,962,005.60	0.00	13,622.28	5/27/2022		99.955	0.046		0.046	-5,248.95
313313SV1	184536	108	FFCB Disc Note	6/3/2021	0.03	28,000,000.00	27,994,166.67	27,994,440.00	0.00	4,946.66	2/8/2022		99.979	0.03		0.03	5,273.33
48306BAB1	184910	108	Kaiser Foundation Commercial Paper	8/3/2021	0.13	24,036,000.00	24,022,025.74	24,022,025.74	0.00	13,106.29	1/11/2022		99.942	0.13		0.13	0.00
48306BAC9	184935	108	Kaiser Foundation Commercial Paper	8/5/2021	0.12	20,180,000.00	20,169,237.33	20,169,237.33	0.00	10,022.74	1/12/2022		99.947	0.12		0.12	0.00
07287DA67	185145	108	Baylor, Scott & White Commercial Paper	9/8/2021	0.01	19,000,000.00	18,993,666.67	18,993,666.67	0.00	6,069.44	1/6/2022		99.967	0.1		0.1	0.00
07287DAR1	185232	108	Baylor, Scott & White Commercial Paper	9/20/2021	0.09	20,000,000.00	19,993,650.00	19,995,166.60	0.00	5,150.00	1/25/2022		99.968	0.09		0.09	1,516.60
89233HAE4	185288	108	Toyota Commercial Paper	9/28/2021	0.07	10,000,000.00	9,997,900.00	9,997,900.00	0.00	1,847.22	1/14/2022		99.979	0.07		0.07	0.00
91411UAR6	185487	108	University of California Commercial Paper	10/28/2021	0.09	10,000,000.00	9,997,775.00	9,997,583.30	0.00	1,625.00	1/25/2022		99.978	0.09		0.09	-191.70
313589SP9	185571	108	FNMA Disc Note	11/8/2021	0.034	18,750,000.00	18,748,477.08	18,749,625.00	0.00	956.25	2/2/2022		99.992	0.034		0.034	1,147.92
313589SG9	185572	108	FNMA Disc Note	11/8/2021	0.03	24,358,000.00	24,356,396.43	24,357,756.42	0.00	1,096.11	1/26/2022		99.993	0.03		0.03	1,359.99
313685SY3	185602	108	FHLB Disc Note	11/12/2021	0.05	49,700,000.00	49,693,718.47	49,699,006.00	0.00	3,451.39	2/11/2022		99.987	0.051		0.051	5,287.53
46640QAT8	185609	108	J.P. Morgan Commercial Paper	11/15/2021	0.12	49,850,000.00	49,837,869.83	49,837,869.83	0.00	7,809.84	1/27/2022		99.976	0.122		0.122	0.00
46640QAE1	185611	108	J.P. Morgan Commercial Paper	11/15/2021	0.12	29,800,000.00	29,794,040.00	29,794,040.00	0.00	4,668.67	1/14/2022		99.98	0.122		0.122	0.00
313589SW4	185637	108	FNMA Disc Note	11/17/2021	0.035	49,600,000.00	49,595,949.33	49,599,008.00	0.00	2,170.00	2/9/2022		99.992	0.035		0.035	3,058.67
912796K73	185638	108	U.S. Treasury Bills	11/17/2021	0.037	40,000,000.00	39,997,684.38	40,000,000.00	0.00	1,828.12	1/13/2022		99.994	0.037		0.037	2,315.62
313385WL6	185656	108	FHLB Disc Note	11/18/2021	0.057	20,000,000.00	19,994,648.33	19,994,400.00	0.00	1,393.33	5/6/2022		99.973	0.057		0.057	-4,248.33
14912EAA5	185673	108	Caterpillar Commercial Paper	11/19/2021	0.07	49,500,000.00	49,494,995.00	49,494,995.00	0.00	4,138.75	1/10/2022		99.99	0.071		0.071	0.00

EOM - REPORT WRITER
Investment Inventory
Sorted by Fund
December 31, 2021

CUSIP	Investment #	Fund Number	Issuer	Purchase Date	Cur Rate	Par Value	Book Value	Market Value	Pur Accr Interest	Accrued Interest	Maturity Date	Call Date	Purchase Price	YTM	YTC	YTW	Unrealized G/L
912796Q77	185675	108	U.S. Treasury Bills	11/19/2021	0.022	49,300,000.00	49,298,233.42	49,299,507.00	0.00	1,266.05	1/18/2022		99.996	0.022	0.022	1,273.58	
14912EAAs	185679	108	Caterpillar Commercial Paper	11/19/2021	0.07	49,100,000.00	49,095,035.44	49,095,035.44	0.00	4,105.31	1/10/2022		99.99	0.071	0.071	0.00	
78009BBR2	185691	108	Royal Bank of Canada Commercial Paper	11/22/2021	0.16	49,960,000.00	49,938,905.78	49,938,905.78	0.00	8,881.78	2/25/2022		99.958	0.162	0.162	0.00	
78009BCB6	185692	108	Royal Bank of Canada Commercial Paper	11/22/2021	0.16	49,950,000.00	49,925,802.00	49,925,802.00	0.00	8,880.00	3/11/2022		99.952	0.162	0.162	0.00	
313385J23	185693	108	FHLB Disc Note	11/22/2021	0.06	31,000,000.00	30,983,725.00	30,932,730.00	0.00	2,066.67	10/3/2022		99.948	0.061	0.061	-50,995.00	
78009BCB6	185699	108	Royal Bank of Canada Commercial Paper	11/23/2021	0.16	49,600,000.00	49,576,192.00	49,576,192.00	0.00	8,597.33	3/11/2022		99.952	0.162	0.162	0.00	
912796F38	185702	108	U.S. Treasury Bills	11/23/2021	0.045	47,600,000.00	47,592,800.50	47,594,288.00	0.00	2,320.50	3/24/2022		99.985	0.046	0.046	1,487.50	
313385RU2	185703	108	FHLB Disc Note	11/23/2021	0.03	40,000,000.00	39,998,266.67	40,000,000.00	0.00	1,300.00	1/14/2022		99.996	0.03	0.03	1,733.33	
313385J23	185707	108	FHLB Disc Note	11/24/2021	0.065	39,000,000.00	38,977,959.58	38,915,370.00	0.00	2,675.83	10/3/2022		99.943	0.066	0.066	-62,589.58	
313385J23	185708	108	FHLB Disc Note	11/24/2021	0.065	49,500,000.00	49,472,025.63	49,392,585.00	0.00	3,396.25	10/3/2022		99.943	0.066	0.066	-79,440.63	
313589SW4	185735	108	FNMA Disc Note	11/26/2021	0.03	15,000,000.00	14,999,062.50	14,999,700.00	0.00	450.00	2/9/2022		99.994	0.03	0.03	637.50	
89233HB45	185741	108	Toyota Commercial Paper	11/29/2021	0.12	49,890,000.00	49,878,857.90	49,878,857.90	0.00	5,487.90	2/4/2022		99.978	0.122	0.122	0.00	
313385VW3	185743	108	FHLB Disc Note	11/29/2021	0.051	30,000,000.00	29,993,880.00	29,991,900.00	0.00	1,402.50	4/22/2022		99.98	0.051	0.051	-1,980.00	
313385VW3	185744	108	FHLB Disc Note	11/29/2021	0.051	20,000,000.00	19,995,920.00	19,994,600.00	0.00	935.00	4/22/2022		99.98	0.051	0.051	-1,320.00	
912796M71	185751	108	U.S. Treasury Bills	11/30/2021	0.139	49,800,000.00	49,745,971.15	49,724,304.00	0.00	6,130.93	9/8/2022		99.892	0.141	0.141	-21,667.15	
313385G83	185752	108	FHLB Disc Note	11/30/2021	0.065	49,700,000.00	49,673,348.38	49,603,085.00	0.00	2,871.56	9/23/2022		99.946	0.066	0.066	-70,263.38	
62479MA37	185769	108	MUFG Commercial Paper	12/1/2021	0.07	49,950,000.00	49,946,794.88	49,946,794.88	0.00	3,010.87	1/3/2022		99.994	0.071	0.071	0.00	
313385UZ7	185771	108	FHLB Disc Note	12/1/2021	0.035	31,000,000.00	30,996,353.19	30,993,180.00	0.00	934.31	4/1/2022		99.988	0.035	0.035	-3,173.19	
912796L64	185773	108	U.S. Treasury Bills	12/1/2021	0.125	35,000,000.00	34,969,376.46	34,957,650.00	0.00	3,752.29	8/11/2022		99.913	0.126	0.126	-11,726.46	
91411UBE4	185775	108	University of California Commercial Paper	12/1/2021	0.13	17,000,000.00	16,995,395.83	16,995,395.83	0.00	1,903.06	2/14/2022		99.973	0.132	0.132	0.00	
46640QC25	185788	108	J.P. Morgan Commercial Paper	12/2/2021	0.2	49,900,000.00	49,875,050.00	49,875,050.00	0.00	8,316.67	3/2/2022		99.95	0.203	0.203	0.00	
46640QC25	185789	108	J.P. Morgan Commercial Paper	12/2/2021	0.2	49,800,000.00	49,775,100.00	49,775,100.00	0.00	8,300.00	3/2/2022		99.95	0.203	0.203	0.00	
14912EA64	185828	108	Caterpillar Commercial Paper	12/7/2021	0.05	49,200,000.00	49,197,950.00	49,197,950.00	0.00	1,708.33	1/6/2022		99.996	0.051	0.051	0.00	
912796Q93	185850	108	U.S. Treasury Bills	12/9/2021	0.043	46,900,000.00	46,897,010.13	46,899,062.00	0.00	1,273.46	2/1/2022		99.994	0.043	0.043	2,051.87	
313385SP2	185851	108	FHLB Disc Note	12/9/2021	0.045	46,800,000.00	46,796,782.50	46,799,064.00	0.00	1,345.50	2/2/2022		99.993	0.045	0.045	2,281.50	
912796R35	185853	108	U.S. Treasury Bills	12/9/2021	0.123	46,600,000.00	46,571,140.36	46,577,632.00	0.00	3,647.10	6/9/2022		99.938	0.124	0.124	6,491.64	
912796R76	185854	108	U.S. Treasury Bills	12/9/2021	0.039	46,500,000.00	46,496,966.52	46,498,605.00	0.00	1,143.77	2/8/2022		99.993	0.039	0.039	1,638.48	
912796R84	185855	108	U.S. Treasury Bills	12/9/2021	0.046	46,400,000.00	46,395,968.36	46,398,608.00	0.00	1,363.64	2/15/2022		99.991	0.047	0.047	2,639.64	
912796Q93	185856	108	U.S. Treasury Bills	12/9/2021	0.043	46,300,000.00	46,297,048.38	46,299,074.00	0.00	1,257.17	2/1/2022		99.994	0.043	0.043	2,025.62	
912796D30	185867	108	U.S. Treasury Bills	12/10/2021	0.038	49,800,000.00	49,796,004.93	49,798,008.00	0.00	1,156.47	2/24/2022		99.992	0.039	0.039	2,003.07	
912796S26	185868	108	U.S. Treasury Bills	12/10/2021	0.045	49,700,000.00	49,694,990.24	49,697,515.00	0.00	1,360.68	3/1/2022		99.99	0.045	0.045	2,524.76	
912796L72	185869	108	U.S. Treasury Bills	12/10/2021	0.043	49,600,000.00	49,596,369.56	49,598,512.00	0.00	1,288.22	2/10/2022		99.993	0.043	0.043	2,142.44	
313589UA9	185870	108	FNMA Disc Note	12/10/2021	0.05	25,000,000.00	24,996,909.72	24,997,750.00	0.00	763.89	3/9/2022		99.988	0.05	0.05	840.28	
62479MAC7	185871	108	MUFG Commercial Paper	12/10/2021	0.07	22,000,000.00	21,998,588.33	21,998,588.33	0.00	941.11	1/12/2022		99.994	0.071	0.071	0.00	
62479MAU7	185875	108	MUFG Commercial Paper	12/13/2021	0.07	49,900,000.00	49,895,536.72	49,895,536.72	0.00	1,843.53	1/28/2022		99.991	0.071	0.071	0.00	
4497W1CE4	185879	108	ING Commercial Paper	12/14/2021	0.2	50,000,000.00	49,975,000.00	49,975,000.00	0.00	5,000.00	3/14/2022		99.95	0.203	0.203	0.00	
4497W1CE4	185880	108	ING Commercial Paper	12/14/2021	0.2	50,000,000.00	49,975,000.00	49,975,000.00	0.00	5,000.00	3/14/2022		99.95	0.203	0.203	0.00	
4497W1CE4	185881	108	ING Commercial Paper	12/14/2021	0.2	50,000,000.00	49,975,000.00	49,975,000.00	0.00	5,000.00	3/14/2022		99.95	0.203	0.203	0.00	
4497W1CE4	185882	108	ING Commercial Paper	12/14/2021	0.2	50,000,000.00	49,975,000.00	49,975,000.00	0.00	5,000.00	3/14/2022		99.95	0.203	0.203	0.00	
07287DBN9	185884	108	Baylor, Scott, & White Commercial Paper	12/14/2021	0.18	45,800,000.00	45,783,970.00	45,783,970.00	0.00	4,122.00	2/22/2022		99.965	0.183	0.183	0.00	
313313J25	185909	108	FFCB Disc Note	12/16/2021	0.19	40,000,000.00	39,938,566.67	39,913,200.00	0.00	3,377.78	10/3/2022		99.846	0.193	0.193	-25,366.67	
89233HBB9	185917	108	Toyota Commercial Paper	12/17/2021	0.12	45,500,000.00	45,491,506.67	45,491,506.67	0.00	2,275.00	2/11/2022		99.981	0.122	0.122	0.00	
313385YE0	185918	108	FHLB Disc Note	12/17/2021	0.125	35,000,000.00	34,977,881.94	34,969,550.00	0.00	1,822.92	6/17/2022		99.937	0.125	0.125	-8,331.94	
313385UK0	185931	108	FHLB Disc Note	12/21/2021	0.045	40,000,000.00	39,995,650.00	39,996,000.00	0.00	550.00	3/18/2022		99.989	0.045	0.045	350.00	
62479MAU7	185932	108	MUFG Commercial Paper	12/21/2021	0.08	49,900,000.00	49,895,786.22	49,895,786.22	0.00	1,219.78	1/28/2022		99.992	0.081	0.081	0.00	
89233HBB6	185935	108	Toyota Commercial Paper	12/22/2021	0.12	25,000,000.00	24,995,250.00	24,995,250.00	0.00	833.33	2/17/2022		99.981	0.122	0.122	0.00	
313313A73	185943	108	FHLB Disc Note	12/23/2021	0.18	43,800,000.00	43,750,725.00	43,738,242.00	0.00	1,971.00	8/5/2022		99.888	0.182	0.182	-12,483.00	
313385Y3	185944	108	FHLB Disc Note	12/23/2021	0.035	34,800,000.00	34,798,308.33	34,799,304.00	0.00	304.50	2/11/2022		99.995	0.035	0.035	995.67	
313385UN4	185945	108	FHLB Disc Note	12/23/2021	0.055	44,900,000.00	44,893,963.44	44,895,061.00	0.00	617.38	3/21/2022		99.987	0.055	0.055	1,097.56	
912796P37	185946	108	U.S. Treasury Bills	12/23/2021	0.055	43,000,000.00	42,991,722.50	42,989,680.00	0.00	591.25	4/28/2022		99.981	0.056	0.056	-2,042.50	
912796F38	185951	108	U.S. Treasury Bills	12/27/2021	0.065	49,900,000.00	49,892,161.54	49,894,012.00	0.00	450.49	3/24/2022		99.984	0.066	0.066	1,850.46	
313385YM2	185952	108	FHLB Disc Note	12/27/2021	0.17	49,800,000.00	49,757,905.17	49,754,682.00	0.00	1,175.83	6/24/2022		99.915	0.17	0.17	-3,223.17	
62479MA37	185953	108	MUFG Commercial Paper	12/27/2021	0.04	35,000,000.00	34,999,727.78	34,999,727.78	0.00	194.44	1/3/2022		99.999	0.041	0.041	0.00	
313313RT7	185954	108	FFCB Disc Note	12/27/2021	0.03	28,180,000.00	28,179,600.78	28,180,000.00	0.00	117.42	1/13/2022		99.999	0.03	0.03	399.22	
313313YR3	185957	108	FFCB Disc Note	12/28/2021	0.19	38,000,000.00	37,963,498.89	37,964,660.00	0.00	802.22	6/28/2022		99.904	0.19	0.19	1,161.11	
313313B31	185958	108	FFCB Disc Note	12/28/2021	0.23	25,000,000.00	24,964,222.22	24,964,000.00	0.00	638.89	8/9/2022		99.857	0.233	0.233	-222.22	

EOM - REPORT WRITER
Investment Inventory
Sorted by Fund
December 31, 2021

CUSIP	Investment #	Fund Number	Issuer	Purchase Date	Cur Rate	Par Value	Book Value	Market Value	Pur Accr Interest	Accrued Interest	Maturity Date	Call Date	Purchase Price	YTM	YTC	YTW	Unrealized G/L
313313Z4	185959	108	FFCB Disc Note	12/28/2021	0.19	15,000,000.00	14,984,325.00	14,982,600.00	0.00	316.67	7/14/2022		99.896	0.192		0.192	-1,725.00
313385WD4	185969	108	FHLC Disc Note	12/29/2021	0.035	40,000,000.00	39,995,294.44	39,988,400.00	0.00	116.67	4/29/2022		99.988	0.035		0.035	-6,894.44
313313D21	185970	108	FFCB Disc Note	12/29/2021	0.23	25,000,000.00	24,961,986.11	24,961,500.00	0.00	479.17	8/24/2022		99.848	0.233		0.233	-486.11
912796N47	185989	108	U.S. Treasury Bills	12/31/2021	0.048	49,500,000.00	49,493,664.69	49,490,595.00	0.00	65.31	4/7/2022		99.987	0.048		0.048	-3,069.69
912796J42	185990	108	U.S. Treasury Bills	12/31/2021	0.106	49,400,000.00	49,375,823.50	49,370,360.00	0.00	144.77	6/16/2022		99.951	0.107		0.107	-5,463.50
912796R43	185991	108	U.S. Treasury Bills	12/31/2021	0.15	49,300,000.00	49,264,257.50	49,260,560.00	0.00	205.42	6/23/2022		99.928	0.152		0.152	-3,697.50
912796K57	185992	108	U.S. Treasury Bills	12/31/2021	0.155	49,200,000.00	49,158,692.50	49,152,768.00	0.00	211.83	7/14/2022		99.916	0.157		0.157	-5,924.50
912796G45	185993	108	U.S. Treasury Bills	12/31/2021	0.063	12,000,000.00	11,997,683.80	11,997,360.00	0.00	20.87	4/21/2022		99.981	0.063		0.063	-323.80
		108 Total				4,343,427,146.89	4,342,315,474.84	4,332,675,016.83	0.00	1,101,550.33							-9,640,458.01
31607A703	165749	109	Fidelity Money Market Fund		0.015	0.00	0.00	0.00	0.00	0.00			100	0.015		0.015	0.00
3134GVZ68	181592	109	FHLMC Callable Bond	6/24/2020	0.7	6,000,000.00	5,995,824.35	5,915,160.00	0.00	933.33	6/23/2025	2/1/2022	99.9	0.72	0.763	0.72	-80,664.35
3134GWSW7	182298	109	FHLMC Callable Bond	9/22/2020	0.42	15,000,000.00	14,997,449.48	14,814,750.00	0.00	18,200.00	9/17/2024	3/17/2022	99.975	0.426	0.437	0.426	-182,699.48
3134GWWT9	182415	109	FHLMC Callable Bond	10/6/2020	0.55	12,946,000.00	12,942,106.10	12,661,835.30	0.00	17,800.75	9/30/2025		99.96	0.558		0.558	-280,270.80
3134GW3X2	182593	109	FHLMC Callable Bond	10/27/2020	0.625	30,000,000.00	30,000,000.00	29,406,300.00	0.00	33,333.33	10/27/2025		100	0.625		0.625	-593,700.00
3136G46S7	182614	109	FNMA Callable Bond	10/28/2020	0.56	25,000,000.00	25,000,000.00	24,450,500.00	0.00	24,500.00	10/28/2025	10/28/2022	100	0.56		0.56	-549,500.00
3135G06J7	183098	109	FNMA Callable Bond	12/10/2020	0.65	10,000,000.00	10,000,000.00	9,772,800.00	0.00	3,791.67	12/10/2025		100	0.65		0.65	-227,200.00
3130ALGH1	183862	109	FHLB Step-Up Bond	2/26/2021	0.35	6,000,000.00	6,000,000.00	5,916,720.00	0.00	7,291.67	2/26/2026		100	0.345		0.345	-83,280.00
3130ALGE8	183968	109	FHLB Step-Up Bond	3/10/2021	0.35	5,000,000.00	5,000,000.00	4,928,500.00	0.00	5,395.83	3/10/2026		100	0.345		0.345	-71,500.00
3130ALM27	184064	109	FHLB Step-Up Bond	3/23/2021	0.4	6,000,000.00	6,000,000.00	5,920,920.00	0.00	6,533.33	3/23/2026		100	0.395		0.395	-79,080.00
46514TND6	184518	109	State of Israel - Jubilee Bonds	6/1/2021	0.96	11,000,000.00	11,000,000.00	10,972,170.00	0.00	17,648.22	6/1/2024		100	0.961		0.961	-27,830.00
313385TN6	185300	109	FHLB Disc Note	9/30/2021	0.035	46,000,000.00	45,993,381.11	45,998,620.00	0.00	4,159.17	2/25/2022		99.986	0.035		0.035	5,238.89
09248U700	185328	109	BlackRock Money Market Fund	10/1/2021	0.025	87,000,000.00	87,000,000.00	87,000,000.00	0.00	2,482.96			100	0.025		0.025	0.00
313385RM0	185380	109	FHLB Disc Note	10/13/2021	0.04	45,000,000.00	44,995,700.00	45,000,000.00	0.00	4,000.00	1/7/2022		99.99	0.04		0.04	4,300.00
313385RS7	185389	109	FHLB Disc Note	10/14/2021	0.04	16,000,000.00	15,998,400.00	16,000,000.00	0.00	1,404.44	1/12/2022		99.99	0.041		0.041	1,600.00
313589RS4	185402	109	FNMA Disc Note	10/15/2021	0.03	30,000,000.00	29,997,775.00	30,000,000.00	0.00	1,950.00	1/12/2022		99.993	0.03		0.03	2,225.00
313385RQ1	185403	109	FHLB Disc Note	10/15/2021	0.04	10,000,000.00	9,999,033.33	10,000,000.00	0.00	866.67	1/10/2022		99.99	0.041		0.041	966.67
313385RU2	185425	109	FHLB Disc Note	10/18/2021	0.04	22,000,000.00	21,997,848.89	22,000,000.00	0.00	1,833.33	1/14/2022		99.99	0.041		0.041	2,151.11
07287DB90	185429	109	Baylor, Scott & White Commercial Paper	10/19/2021	0.08	13,000,000.00	12,996,735.56	12,996,316.71	0.00	2,137.77	2/9/2022		99.975	0.081		0.081	-418.85
07287DB90	185437	109	Baylor, Scott & White Commercial Paper	10/20/2021	0.08	14,956,000.00	14,952,277.62	14,951,762.52	0.00	2,426.19	2/9/2022		99.975	0.081		0.081	-515.10
313589RZ8	185443	109	FNMA Disc Note	10/21/2021	0.039	46,120,000.00	46,115,503.30	46,120,000.00	0.00	3,597.36	1/19/2022		99.99	0.04		0.04	4,496.70
313589RZ8	185444	109	FNMA Disc Note	10/21/2021	0.039	8,880,000.00	8,879,134.20	8,880,000.00	0.00	692.64	1/19/2022		99.99	0.04		0.04	865.80
91411UAR6	185461	109	University of California Commercial Paper	10/26/2021	0.09	44,000,000.00	43,989,992.28	43,989,366.52	0.00	7,368.32	1/25/2022		99.977	0.09		0.09	-625.76
313385VW3	185514	109	FHLB Disc Note	11/2/2021	0.051	40,383,000.00	40,373,217.22	40,372,096.59	0.00	3,432.55	4/22/2022		99.976	0.052		0.052	-1,120.63
313589SG9	185549	109	FNMA Disc Note	11/4/2021	0.035	8,000,000.00	7,999,354.44	7,999,920.00	0.00	451.11	1/26/2022		99.992	0.035		0.035	565.56
912796Q51	185590	109	U.S. Treasury Bills	11/10/2021	0.05	30,000,000.00	29,997,708.33	29,998,200.00	0.00	2,166.67	1/4/2022		99.992	0.051		0.051	491.67
313589SP9	185603	109	FNMA Disc Note	11/12/2021	0.035	25,600,000.00	25,597,959.11	25,599,488.00	0.00	1,244.45	2/2/2022		99.992	0.035		0.035	1,528.89
46640QAT8	185614	109	J.P. Morgan Commercial Paper	11/15/2021	0.12	33,000,000.00	32,991,970.00	32,991,970.00	0.00	5,170.00	1/27/2022		99.976	0.122		0.122	0.00
89233HB45	185625	109	Toyota Commercial Paper	11/16/2021	0.08	37,100,000.00	37,093,404.44	37,093,404.44	0.00	3,792.45	2/4/2022		99.982	0.08		0.08	0.00
313589TD5	185639	109	FNMA Disc Note	11/17/2021	0.035	31,000,000.00	30,997,257.36	30,999,380.00	0.00	1,356.25	2/16/2022		99.991	0.035		0.035	2,122.64
313589SW4	185657	109	FNMA Disc Note	11/18/2021	0.035	25,400,000.00	25,397,950.36	25,399,492.00	0.00	1,086.56	2/9/2022		99.992	0.035		0.035	1,541.64
313385WL6	185658	109	FHLB Disc Note	11/18/2021	0.057	8,100,000.00	8,097,832.58	8,096,112.00	0.00	564.30	5/6/2022		99.973	0.057		0.057	-1,720.58
89233HBB9	185680	109	Toyota Commercial Paper	11/19/2021	0.08	9,400,000.00	9,398,245.33	9,398,245.33	0.00	898.22	2/11/2022		99.981	0.081		0.081	0.00
313313TY4	185695	109	FFCB Disc Note	11/22/2021	0.05	20,000,000.00	19,997,083.33	19,998,200.00	0.00	1,111.11	3/7/2022		99.985	0.05		0.05	1,116.67
780095BU5	185704	109	J.P. Morgan Commercial Paper	11/23/2021	0.16	25,000,000.00	24,989,222.22	24,989,222.22	0.00	4,333.33	2/28/2022		99.957	0.162		0.162	0.00
313385UZ7	185776	109	FHLB Disc Note	12/1/2021	0.035	48,900,000.00	48,894,247.46	48,889,242.00	0.00	1,473.79	4/1/2022		99.988	0.035		0.035	-5,005.46
912796M89	185872	109	U.S. Treasury Bills	12/10/2021	0.193	30,421,000.00	30,371,971.49	30,361,374.84	0.00	3,595.42	10/6/2022		99.839	0.196		0.196	-10,596.65
313313VK1	185876	109	FFCB Disc Note	12/13/2021	0.04	19,000,000.00	18,997,487.78	18,995,440.00	0.00	401.11	4/11/2022		99.987	0.04		0.04	-2,047.78
912796M89	185877	109	U.S. Treasury Bills	12/13/2021	0.201	12,070,000.00	12,050,034.71	12,046,342.80	0.00	1,277.24	10/6/2022		99.835	0.204		0.204	-3,691.91
4497W1CE4	185883	109	ING Commercial Paper	12/14/2021	0.2	50,000,000.00	49,975,000.00	49,975,000.00	0.00	5,000.00	3/14/2022		99.95	0.203		0.203	0.00
912796T82	185885	109	U.S. Treasury Bills	12/14/2021	0.076	16,050,000.00	16,045,967.88	16,046,950.50	0.00	609.90	4/12/2022		99.975	0.077		0.077	982.62
313385XX9	185893	109	FHLB Disc Note	12/15/2021	0.125	21,700,000.00	21,686,663.54	21,681,989.00	0.00	1,280.90	6/10/2022		99.939	0.125		0.125	-4,674.54
313385J64	185910	109	FHLB Disc Note	12/16/2021	0.13	49,600,000.00	49,547,162.22	49,490,880.00	0.00	2,865.78	10/7/2022		99.893	0.132		0.132	-56,282.22
62479MAJ2	185919	109	MUFG Commercial Paper	12/17/2021	0.07	22,200,000.00	22,198,618.67	22,198,618.67	0.								

EOM - REPORT WRITER
Investment Inventory
Sorted by Fund
December 31, 2021

CUSIP	Investment #	Fund Number	Issuer	Purchase Date	Cur Rate	Par Value	Book Value	Market Value	Pur Accr Interest	Accrued Interest	Maturity Date	Call Date	Purchase Price	YTM	YTC	YTW	Unrealized G/L
313385SP2	185947	109	FHLB Disc Note	12/23/2021	0.03	4,200,000.00	4,199,856.50	4,199,916.00	0.00	31.50	2/2/2022		99.997	0.03		0.03	59.50
313385J23	185971	109	FHLB Disc Note	12/29/2021	0.215	45,000,000.00	44,925,287.50	44,902,350.00	0.00	806.25	10/3/2022		99.834	0.218		0.218	-22,937.50
313313YJ1	185972	109	FFCB Disc Note	12/29/2021	0.17	19,000,000.00	18,984,388.33	18,983,090.00	0.00	269.17	6/21/2022		99.918	0.17		0.17	-1,298.33
62479MAX1	185994	109	MUFG Commercial Paper	12/31/2021	0.06	14,879,000.00	14,878,231.25	14,878,231.25	0.00	24.80	1/31/2022		99.995	0.061		0.061	0.00
109 Total						1,213,505,000.00	1,213,129,994.05	1,210,874,911.47	0.00	213,648.46							-2,255,082.58
WACHOVIA8	151203	300	Wells Fargo Interest Bearing Acct		0.158	15,755,197.98	15,755,197.98	15,755,197.98	0.00	2,141.12			100	0.158		0.158	0.00
31607A703	168034	300	Fidelity Money Market Fund		0.01	0.00	0.00	0.00	0.00	0.44			100	0.01		0.01	0.00
3135G05R0	181997	300	FNMA Callable Bond	8/13/2020	0.3	3,100,000.00	3,097,266.82	3,087,290.00	0.00	3,642.50	8/10/2023	8/10/2022	99.836	0.355		0.355	-9,976.82
3136G42C6	182084	300	FNMA Callable Bond	8/26/2020	0.32	2,000,000.00	2,000,000.00	1,994,540.00	0.00	2,240.00	8/25/2023	8/25/2022	100	0.32		0.32	-5,460.00
3135G06B4	182576	300	FNMA Callable Bond	10/23/2020	0.56	2,000,000.00	2,000,000.00	1,951,300.00	0.00	2,146.67	10/22/2025		100	0.56		0.56	-48,700.00
3135GA3C3	182926	300	FNMA Callable Bond	11/25/2020	0.35	1,300,000.00	1,299,777.80	1,289,444.00	0.00	556.11	5/17/2024	11/17/2022	99.975	0.357		0.357	-10,333.80
3133EMKH4	183148	300	FFCB Callable Bond	12/15/2020	0.16	2,000,000.00	2,000,000.00	1,997,620.00	0.00	142.22	12/15/2022	2/1/2022	100	0.16	0.16	0.16	-2,380.00
3130AKU61	183560	300	FHLB Step-Up Bond	1/27/2021	0.3	2,000,000.00	2,000,000.00	1,968,500.00	0.00	2,566.67	1/27/2026		100	0.3		0.3	-31,500.00
3130AKTT3	183599	300	FHLB Step-Up Bond	1/29/2021	0.3	2,000,000.00	2,000,000.00	1,961,760.00	0.00	2,533.33	1/29/2026		100	0.3		0.3	-38,240.00
3133EMPB2	183644	300	FFCB Callable Bond	2/3/2021	0.17	4,000,000.00	4,000,000.00	3,973,040.00	0.00	1,095.56	11/3/2023		100	0.17		0.17	-26,960.00
3133EMQK1	183704	300	FFCB Callable Bond	2/10/2021	0.15	3,700,000.00	3,699,404.92	3,667,995.00	0.00	2,173.75	8/10/2023		99.975	0.16		0.16	-31,409.92
3133EMQH8	183705	300	FFCB Callable Bond	2/10/2021	0.11	2,500,000.00	2,499,307.29	2,494,825.00	0.00	1,077.08	2/10/2023	2/10/2022	99.95	0.135		0.135	-4,482.29
3130ALFY5	183998	300	FHLB Callable Bond	3/15/2021	0.2	5,000,000.00	5,000,000.00	4,963,500.00	0.00	2,944.44	12/15/2023		100	0.2		0.2	-36,500.00
4812C0670	184103	300	J.P. Morgan Money Market Fund	3/25/2021	0.026	19,000,030.57	19,000,030.57	19,000,030.57	0.00	182.33			100	0.026		0.026	0.00
3130ALWA8	184250	300	FHLB Step-Up Bond	4/15/2021	0.375	1,100,000.00	1,100,000.00	1,088,912.00	0.00	870.83	4/15/2025	4/15/2022	100	0.809	0.375	0.375	-11,088.00
3130AME24	184360	300	FHLB Callable Bond	5/3/2021	0.39	2,500,000.00	2,500,000.00	2,481,875.00	0.00	1,570.83	5/3/2024	5/3/2022	100	0.39		0.39	-18,125.00
3133EMZB1	184424	300	FFCB Callable Bond	5/13/2021	0.96	2,500,000.00	2,495,633.33	2,471,525.00	0.00	3,200.00	5/13/2026		99.8	1.001		1.001	-24,108.33
3130AMKC5	184502	300	FHLB Step-Up Bond	5/28/2021	0.65	2,500,000.00	2,500,000.00	2,478,850.00	0.00	1,534.72	5/27/2022	2/27/2022	100	1.036	0.65	0.65	-21,150.00
912796C31	184656	300	U.S. Treasury Bills	6/22/2021	0.046	4,000,000.00	3,998,887.97	3,999,920.00	0.00	980.01	1/27/2022		99.972	0.046		0.046	1,032.03
313385RQ1	184687	300	FHLB Disc Note	6/28/2021	0.03	5,000,000.00	4,999,183.33	5,000,000.00	0.00	779.17	1/10/2022		99.984	0.03		0.03	816.67
3134GW6E1	184701	300	FHLMC Callable Bond	6/30/2021	0.32	2,000,000.00	1,999,685.99	1,986,940.00	0.00	1,048.89	11/2/2023	11/2/2022	99.98	0.329	0.335	0.329	-12,745.99
3130AMYT3	184702	300	FHLB Step-Up Bond	6/30/2021	0.5	2,000,000.00	2,000,000.00	1,979,780.00	0.00	0.00	12/30/2024		100	0.486		0.486	-20,220.00
912796D30	184729	300	U.S. Treasury Bills	7/6/2021	0.04	4,500,000.00	4,498,835.00	4,499,820.00	0.00	895.00	2/24/2022		99.974	0.041		0.041	985.00
912796F38	184730	300	U.S. Treasury Bills	7/6/2021	0.041	4,500,000.00	4,498,652.59	4,499,460.00	0.00	924.09	3/24/2022		99.97	0.042		0.042	807.41
3130AN5F3	184821	300	FHLB Step-Up Bond	7/15/2021	0.75	2,000,000.00	2,000,000.00	1,977,260.00	0.00	6,916.67	7/15/2022	4/15/2022	100	1.045	0.75	0.75	-22,740.00
3130AN4K3	184847	300	FHLB Step-Up Bond	7/21/2021	0.5	2,000,000.00	2,000,000.00	1,985,880.00	0.00	1,944.44	1/21/2025		100	0.713		0.713	-14,120.00
825252885	184865	300	Invesco Money Market Fund	7/23/2021	0.026	20,160,943.69	20,160,943.69	20,160,943.69	0.00	443.74			100	0.026		0.026	0.00
48306BAB1	184912	300	Kaiser Foundation Commercial Paper	8/3/2021	0.1	5,000,000.00	4,997,763.89	4,997,763.89	0.00	2,097.22	1/11/2022		99.955	0.1		0.1	0.00
912796K99	184937	300	U.S. Treasury Bills	8/5/2021	0.048	2,000,000.00	1,999,519.72	1,999,940.00	0.00	393.20	2/3/2022		99.976	0.048		0.048	420.28
313385SP2	184954	300	FHLB Disc Note	8/10/2021	0.046	1,500,000.00	1,499,662.67	1,499,970.00	0.00	276.00	2/2/2022		99.978	0.046		0.046	307.33
912796K73	184988	300	U.S. Treasury Bills	8/13/2021	0.038	1,100,000.00	1,099,824.69	1,100,000.00	0.00	161.56	1/13/2022		99.984	0.038		0.038	175.31
3130ANF21	184994	300	FHLB Step-Up Bond	8/16/2021	0.25	2,000,000.00	2,000,000.00	1,987,580.00	0.00	1,875.00	8/16/2024	2/16/2022	100	0.582	0.25	0.25	-12,420.00
3130ANF21	184995	300	FHLB Step-Up Bond	8/16/2021	0.25	2,000,000.00	2,000,000.00	1,987,580.00	0.00	1,875.00	8/16/2024	2/16/2022	100	0.582	0.25	0.25	-12,420.00
3130ANGJ3	185019	300	FHLB Step-Up Bond	8/19/2021	0.3	2,000,000.00	2,000,000.00	1,992,280.00	0.00	2,200.00	8/19/2025	2/19/2022	100	1.115	0.3	0.3	-7,720.00
3130ANHD5	185058	300	FHLB Step-Up Bond	8/26/2021	0.4	2,000,000.00	2,000,000.00	1,988,220.00	0.00	2,777.78	8/26/2026	2/26/2022	100	1.335	0.4	0.4	-11,780.00
3130ANHR4	185059	300	FHLB Step-Up Bond	8/26/2021	0.625	2,000,000.00	2,000,000.00	1,978,320.00	0.00	4,340.28	8/26/2026	2/26/2022	100	1.045	0.625	0.625	-21,680.00
313385WW2	185083	300	FHLB Disc Note	8/30/2021	0.05	2,000,000.00	1,999,280.56	1,998,960.00	0.00	344.44	5/16/2022		99.964	0.051		0.051	-320.56
313385WW2	185098	300	FHLB Disc Note	9/1/2021	0.05	1,100,000.00	1,099,607.36	1,099,428.00	0.00	186.39	5/16/2022		99.964	0.051		0.051	-179.36
313385UA2	185178	300	FHLB Disc Note	9/10/2021	0.045	3,000,000.00	2,999,325.00	2,999,730.00	0.00	423.75	3/9/2022		99.978	0.046		0.046	405.00
313385UH7	185199	300	FHLB Disc Note	9/15/2021	0.046	4,500,000.00	4,498,953.50	4,499,550.00	0.00	621.00	3/16/2022		99.977	0.047		0.047	596.50
07287DAR1	185236	300	Baylor, Scott & White Commercial Paper	9/20/2021	0.09	5,000,000.00	4,998,412.50	4,998,791.65	0.00	1,287.50	1/25/2022		99.968	0.09		0.09	379.15
3130ANZ60	185279	300	FHLB Step-Up Bond	9/27/2021	0.4	2,000,000.00	2,000,000.00	1,973,080.00	0.00	88.89	6/27/2025	6/27/2022	100	0.758	0.4	0.4	-26,920.00
313385UQ7	185280	300	FHLB Disc Note	9/27/2021	0.042	1,200,000.00	1,199,752.20	1,199,868.00	0.00	134.40	3/23/2022		99.979	0.043		0.043	115.80
313385UX2	185302	300	FHLB Disc Note	9/30/2021	0.049	5,000,000.00	4,998,768.19	4,999,400.00	0.00	632.92	3/30/2022		99.975	0.05		0.05	631.81
912796G45	185321	300	U.S. Treasury Bills	10/1/2021	0.038	4,000,000.00	3,999,151.60	3,999,120.00	0.00	386.40	4/21/2022		99.979	0.038		0.038	-31.60
313385UC8	185332	300	FHLB Disc Note	10/4/2021	0.04	1,100,000.00	1,099,806.89	1,099,901.00	0.00	108.78	3/11/2022		99.982	0.041		0.041	94.11
912796Q51	185350	300	U.S. Treasury Bills	10/6/2021	0.031	2,000,000.00	1,999,845.50	1,999,880.00	0.00	149.35	1/4/2022		99.992	0.031		0.031	34.50
313385US3	185351	300	FHLB Disc Note	10/6/2021	0.042	1,100,000.00	1,099,781.83	1,099,879.00	0.00	111.65	3/25/2022		99.98	0.043		0.043	97.17
313385SJ6	185406	300	FHLB Disc Note														

EOM - REPORT WRITER
Investment Inventory
Sorted by Fund
December 31, 2021

CUSIP	Investment #	Fund Number	Issuer	Purchase Date	Cur Rate	Par Value	Book Value	Market Value	Pur Accr Interest	Accrued Interest	Maturity Date	Call Date	Purchase Price	YTM	YTC	YTW	Unrealized G/L
3130APFB6	185430	300	FHLB Step-Up Bond	10/19/2021	0.15	2,000,000.00	2,000,000.00	1,988,460.00	0.00	600.00	4/19/2024	10/19/2022	100	0.479		0.479	-11,540.00
91411UAR6	185462	300	University of California Commercial Paper	10/26/2021	0.09	5,000,000.00	4,998,862.76	4,998,791.65	0.00	837.31	1/25/2022		99.977	0.09		0.09	-71.11
313385VW3	185490	300	FHLB Disc Note	10/28/2021	0.055	1,100,000.00	1,099,704.22	1,099,703.00	0.00	109.24	4/22/2022		99.973	0.056		0.056	-1.22
912796N47	185491	300	U.S. Treasury Bills	10/28/2021	0.049	1,100,000.00	1,099,758.95	1,099,791.00	0.00	97.32	4/7/2022		99.978	0.05		0.05	32.05
313313D96	185516	300	FFCB Disc Note	11/2/2021	0.11	1,980,000.00	1,978,172.90	1,976,851.80	0.00	363.00	8/31/2022		99.908	0.112		0.112	-1,321.10
313385WL6	185517	300	FHLB Disc Note	11/2/2021	0.055	1,100,000.00	1,099,689.10	1,099,472.00	0.00	100.83	5/6/2022		99.972	0.056		0.056	-217.10
313385XA9	185518	300	FHLB Disc Note	11/2/2021	0.055	1,100,000.00	1,099,665.57	1,099,417.00	0.00	100.83	5/20/2022		99.97	0.056		0.056	-248.57
912796K57	185529	300	U.S. Treasury Bills	11/3/2021	0.088	3,500,000.00	3,497,847.74	3,496,640.00	0.00	501.91	7/14/2022		99.939	0.089		0.089	-1,207.74
912796J42	185530	300	U.S. Treasury Bills	11/3/2021	0.07	3,500,000.00	3,498,479.69	3,497,900.00	0.00	398.66	6/16/2022		99.957	0.07		0.07	-579.69
313385TC0	185550	300	FHLB Disc Note	11/4/2021	0.045	1,500,000.00	1,499,806.88	1,499,970.00	0.00	108.75	2/15/2022		99.987	0.046		0.046	163.12
90328BAC5	185579	300	USAA Commercial Paper	11/9/2021	0.06	5,000,000.00	4,999,466.67	4,999,466.67	0.00	441.66	1/12/2022		99.989	0.06		0.06	0.00
78009BEA6	185591	300	Royal Bank of Canada Commercial Paper	11/10/2021	0.19	5,000,000.00	4,995,223.61	4,995,223.61	0.00	1,372.22	5/10/2022		99.904	0.19		0.19	0.00
3130APL37	185627	300	FHLB Callable Bond	11/16/2021	1.4	2,000,000.00	2,000,000.00	1,996,580.00	0.00	3,500.00	11/16/2026	2/16/2022	100	1.4		1.4	-3,420.00
62479MC19	185777	300	MUFG Commercial Paper	12/1/2021	0.16	5,000,000.00	4,998,000.00	4,998,000.00	0.00	688.89	3/1/2022		99.96	0.162		0.162	0.00
62479MA60	185800	300	MUFG Commercial Paper	12/2/2021	0.09	3,500,000.00	3,499,693.75	3,499,693.75	0.00	262.50	1/6/2022		99.991	0.091		0.091	0.00
46640QF30	185813	300	J.P. Morgan Commercial Paper	12/3/2021	0.28	5,000,000.00	4,992,922.22	4,992,922.22	0.00	1,127.78	6/3/2022		99.858	0.284		0.284	0.00
912796S75	185819	300	U.S. Treasury Bills	12/6/2021	0.046	6,000,000.00	5,999,300.80	5,999,460.00	0.00	197.60	3/8/2022		99.988	0.046		0.046	159.20
912796Q44	185832	300	U.S. Treasury Bills	12/7/2021	0.1	2,200,000.00	2,198,918.33	2,199,032.00	0.00	152.78	6/2/2022		99.951	0.101		0.101	113.67
4497W1CE4	185886	300	ING Commercial Paper	12/14/2021	0.2	5,000,000.00	4,997,500.00	4,997,500.00	0.00	500.00	3/14/2022		99.95	0.203		0.203	0.00
313385X9	185894	300	FHLB Disc Note	12/15/2021	0.125	2,000,000.00	1,998,770.83	1,998,340.00	0.00	118.06	6/10/2022		99.939	0.125		0.125	-430.83
62479MAL7	185895	300	MUFG Commercial Paper	12/15/2021	0.07	2,000,000.00	1,999,860.00	1,999,860.00	0.00	66.11	1/20/2022		99.993	0.071		0.071	0.00
313385VW3	185928	300	FHLB Disc Note	12/20/2021	0.056	4,420,000.00	4,419,154.31	4,418,806.60	0.00	82.51	4/22/2022		99.981	0.056		0.056	-347.71
313385UK0	185936	300	FHLB Disc Note	12/22/2021	0.05	7,000,000.00	6,999,163.89	6,999,300.00	0.00	97.22	3/18/2022		99.988	0.05		0.05	136.11
313385ZJ8	185960	300	FHLB Disc Note	12/28/2021	0.07	1,100,000.00	1,099,574.36	1,098,713.00	0.00	8.56	7/15/2022		99.961	0.071		0.071	-861.36
313385ZY5	185961	300	FHLB Disc Note	12/28/2021	0.07	1,100,000.00	1,099,544.42	1,098,625.00	0.00	8.56	7/29/2022		99.959	0.071		0.071	-919.42
912796H44	185978	300	U.S. Treasury Bills	12/30/2021	0.07	4,000,000.00	3,998,911.11	3,998,520.00	0.00	15.56	5/19/2022		99.973	0.071		0.071	-391.11
912796R43	185979	300	U.S. Treasury Bills	12/30/2021	0.148	4,000,000.00	3,997,122.22	3,996,800.00	0.00	32.89	6/23/2022		99.928	0.15		0.15	-322.22
912796L64	185980	300	U.S. Treasury Bills	12/30/2021	0.17	4,000,000.00	3,995,768.89	3,995,160.00	0.00	37.78	8/11/2022		99.894	0.173		0.173	-608.89
300 Total						264,216,172.24	264,152,782.99	263,654,383.08	0.00	77,188.98							-498,399.91
31607A703	180816	303	Fidelity Money Market Fund	3/31/2020	0.299	0.00	0.00	0.00	0.00	565.48			100	0.299		0.299	0.00
912796K65	185778	303	U.S. Treasury Bills	12/1/2021	0.043	30,000,000.00	29,998,710.00	30,000,000.00	0.00	1,110.83	1/6/2022		99.996	0.044		0.044	1,290.00
313385SM9	185873	303	FHLB Disc Note	12/10/2021	0.035	9,476,000.00	9,475,520.94	9,475,905.24	0.00	202.68	1/31/2022		99.995	0.035		0.035	384.30
313385RU2	185920	303	FHLB Disc Note	12/17/2021	0.026	30,000,000.00	29,999,393.33	30,000,000.00	0.00	325.00	1/14/2022		99.998	0.026		0.026	606.67
303 Total						69,476,000.00	69,473,624.27	69,475,905.24	0.00	2,203.99							2,280.97
31607A703	184131	304	Fidelity Money Market Fund	3/1/2021	0.01	30,000,008.22	30,000,008.22	30,000,008.22	0.00	554.82			100	0.01		0.01	0.00
09248U700	184132	304	BlackRock Money Market Fund	3/31/2021	0.025	30,863,605.19	30,863,605.19	30,863,605.19	0.00	658.78			100	0.025		0.025	0.00
304 Total						60,863,613.41	60,863,613.41	60,863,613.41	0.00	1,213.60							0.00
31607A703	166179	411	Fidelity Money Market Fund		0.01	10,263,677.80	10,263,677.80	10,263,677.80	0.00	61.87			100	0.01		0.01	0.00
825252885	166180	411	Invesco Money Market Fund	11/6/2019	0.026	55,674,533.11	55,674,533.11	55,674,533.11	0.00	1,225.40			100	0.026		0.026	0.00
3130AJQG7	181632	411	FHLB Callable Bond	6/29/2020	0.35	3,000,000.00	3,000,000.00	2,999,490.00	0.00	58.33	12/29/2022		100	0.35		0.35	-510.00
3133EL3E2	181963	411	FFCB Callable Bond	8/10/2020	0.32	7,000,000.00	7,000,000.00	6,963,740.00	0.00	8,773.33	8/10/2023		100	0.32		0.32	-36,260.00
3135G05R0	182000	411	FNMA Callable Bond	8/13/2020	0.3	4,000,000.00	3,997,742.06	3,983,600.00	0.00	4,700.00	8/10/2023	8/10/2022	99.895	0.335		0.335	-14,142.06
3136G4ZB8	182110	411	FNMA Callable Bond	8/28/2020	0.33	3,500,000.00	3,500,000.00	3,481,800.00	0.00	3,946.25	8/28/2023	2/28/2022	100	0.33		0.33	-18,200.00
3134GWXB7	182381	411	FHLMC Callable Bond	10/1/2020	0.3	5,000,000.00	5,000,000.00	4,970,700.00	0.00	83.33	12/29/2023	2/1/2022	100	0.3	0.3	0.3	-29,300.00
3134GWVJ2	182436	411	FHLMC Callable Bond	10/7/2020	0.4	3,000,000.00	2,999,378.86	2,955,660.00	0.00	3,000.00	9/30/2024		99.97	0.408		0.408	-43,718.86
3133EMCN0	182520	411	FFCB Callable Bond	10/16/2020	0.4	4,000,000.00	3,997,209.17	3,937,640.00	0.00	3,377.78	10/15/2024		99.9	0.425		0.425	-59,569.17
3134GWZ90	182578	411	FHLMC Callable Bond	10/23/2020	0.4	1,050,000.00	1,049,539.07	1,033,609.50	0.00	816.67	10/21/2024	10/21/2022	99.938	0.416		0.416	-15,929.57
3135G06B4	182579	411	FNMA Callable Bond	10/23/2020	0.56	5,000,000.00	5,000,000.00	4,878,250.00	0.00	5,366.67	10/22/2025		100	0.56		0.56	-121,750.00
3136G44U4	182580	411	FNMA Callable Bond	10/23/2020	0.5	1,500,000.00	1,500,000.00	1,463,745.00	0.00	1,479.17	10/20/2025	10/20/2022	100	0.5		0.5	-36,255.00
3136G46A6	182618	411	FNMA Callable Bond	10/28/2020	0.3	2,000,000.00	2,000,000.00	1,987,520.00	0.00	1,066.67	10/27/2023		100	0.3		0.3	-12,480.00
3136G46N8	182652	411	FNMA Callable Bond	10/30/2020	0.6	3,000,000.00	3,000,000.00	2,938,500.00	0.00	3,100.00	10/29/2025	1/29/2022	100	0.6	0.6	0.6	-61,500.00
3135GA3C3	182946	411	FNMA Callable Bond	11/27/2020	0.35	2,400,000.00	2,399,589.12	2,380,512.00	0.00	1,026.67	5/17/2024	11/17/2022	99.975	0.357		0.357	-19,077.12
3133EMLT7	183299	411	FFCB Callable Bond	12/29/2020	0.21	3,000,000.00	3,000,000.00	2,968,920.00	0.00	52.50	12/28/2023	2/1/2022	100	0.21	0.21	0.21	-31,080.00
3130AKU61	183562	411	FHLB Step-Up Bond	1/27/2021	0.3	3,000,000.00	3,000,000.00	2,952,750.00	0.00	3,850.00	1/27/2026		100	0.3		0.3	-47,250.00
3133EMNU2	183612	411	FFCB Callable Bond	2/1/2021	0.1	5,000,000.00	4,999,700.90	4,998,900.00	0.00	888.89	4/27/2022		99.977	0.119		0.119	-800.90
3130AKZG4	183780	411	FHLB Step-Up Bond	2/18/2021	0.3	5,000,000.00	4,998,760.83	4,901,550.00	0.00	5,541.67	2/18/2026		99.97	0.301		0.301	-97,210.83

EOM - REPORT WRITER
Investment Inventory
Sorted by Fund
December 31, 2021

CUSIP	Investment #	Fund Number	Issuer	Purchase Date	Cur Rate	Par Value	Book Value	Market Value	Pur Accr Interest	Accrued Interest	Maturity Date	Call Date	Purchase Price	YTM	YTC	YTW	Unrealized G/L
3133EMQK1	183781	411	FFCB Callable Bond	2/18/2021	0.15	3,000,000.00	2,999,026.35	2,974,050.00	0.00	1,762.50	8/10/2023		99.95	0.17	0.17	0.17	-24,976.35
3130AKXL5	183782	411	FHLB Step-Up Bond	2/18/2021	0.25	2,500,000.00	2,500,000.00	2,463,300.00	0.00	2,309.03	2/18/2025		100	0.244		0.244	-36,700.00
3130AL6V1	183801	411	FHLB Step-Up Bond	2/19/2021	0.175	4,500,000.00	4,500,000.00	4,414,905.00	0.00	2,953.13	8/16/2024	2/16/2022	100	0.175	0.175	0.175	-85,095.00
3133EMQA3	183802	411	FFCB Callable Bond	2/19/2021	0.08	3,500,000.00	3,500,000.00	3,498,320.00	0.00	404.44	5/9/2022		100	0.08	0.08	0.08	-1,680.00
3130ALGH1	183864	411	FHLB Step-Up Bond	2/26/2021	0.35	4,600,000.00	4,600,000.00	4,536,152.00	0.00	5,590.28	2/26/2026		100	0.345	0.345	0.345	-63,848.00
3133EMSE3	183875	411	FFCB Callable Bond	3/1/2021	0.11	2,000,000.00	2,000,000.00	1,994,040.00	0.00	733.33	3/1/2023		100	0.11	0.11	0.11	-5,960.00
3130ALGJ7	184066	411	FHLB Callable Bond	3/23/2021	1	5,362,500.00	5,362,500.00	5,305,174.88	0.00	14,597.92	3/23/2026		100	1	1	1	-57,325.12
4812C0670	184104	411	J.P. Morgan Money Market Fund	3/25/2021	0.026	50,000,049.30	50,000,049.30	50,000,049.30	0.00	434.51			100	0.026		0.026	0.00
313385VS2	184281	411	FHLB Disc Note	4/20/2021	0.045	30,000,000.00	29,986,387.50	29,992,200.00	0.00	9,600.00	4/18/2022		99.955	0.045	0.045	0.045	5,812.50
912796C31	184287	411	U.S. Treasury Bills	4/20/2021	0.033	30,000,000.00	29,992,245.00	29,999,400.00	0.00	7,040.00	1/27/2022		99.974	0.033	0.033	0.033	7,155.00
912796D30	184288	411	U.S. Treasury Bills	4/20/2021	0.048	30,000,000.00	29,987,729.17	29,998,800.00	0.00	10,133.33	2/24/2022		99.959	0.048	0.048	0.048	11,070.83
912796F38	184289	411	U.S. Treasury Bills	4/20/2021	0.052	30,000,000.00	29,985,353.33	29,996,400.00	0.00	11,093.34	3/24/2022		99.951	0.053	0.053	0.053	11,046.67
3133EMWVK4	184291	411	FFCB - Bullet	4/20/2021	0.14	30,000,000.00	30,000,000.00	29,981,700.00	0.00	18,900.00	1/19/2023		100	0.14	0.14	0.14	-18,300.00
09248U700	184293	411	BlackRock Money Market Fund	4/20/2021	0.025	29,959,200.00	29,959,200.00	29,959,200.00	0.00	639.48			100	0.025		0.025	0.00
91282C8D2	184298	411	U.S. Treasury Note	4/21/2021	0.125	30,000,000.00	29,999,310.89	29,907,300.00	0.00	103.59	12/31/2022		99.996	0.127	0.127	0.127	-92,010.89
3130AKXV3	184311	411	FHLB Callable Bond	4/22/2021	0.3	6,000,000.00	5,985,485.23	5,885,700.00	0.00	6,650.00	11/18/2024	2/18/2022	99.7	0.385	0.666	0.385	-99,785.23
91282CAX9	184324	411	U.S. Treasury Note	4/26/2021	0.125	30,000,000.00	30,000,000.00	29,931,900.00	0.00	3,296.70	11/30/2022		100	0.125	0.125	0.125	-68,100.00
91282CAR2	184328	411	U.S. Treasury Note	4/27/2021	0.125	30,000,000.00	30,000,000.00	29,949,600.00	0.00	6,422.65	10/31/2022		100	0.125	0.125	0.125	-50,400.00
3130AM7K2	184357	411	FHLB Step-Up Bond	4/30/2021	0.75	3,000,000.00	3,000,000.00	2,971,590.00	0.00	3,750.00	4/30/2026	1/30/2022	100	0.997	0.75	0.75	-28,410.00
313313WH7	184361	411	FFCB Disc Note	5/3/2021	0.05	30,000,000.00	29,984,791.67	29,985,900.00	0.00	10,125.00	5/3/2022		99.949	0.051	0.051	0.051	1,108.33
3130AME24	184362	411	FHLB Callable Bond	5/3/2021	0.39	5,000,000.00	5,000,000.00	4,963,750.00	0.00	3,141.67	5/3/2024	5/3/2022	100	0.39	0.39	0.39	-36,250.00
3133EMYM8	184371	411	FFCB - Bullet	5/4/2021	0.08	30,000,000.00	30,000,000.00	29,995,800.00	0.00	9,800.00	8/4/2022		100	0.08	0.08	0.08	-4,200.00
3133EMYD8	184378	411	FFCB Callable Bond	5/5/2021	0.85	2,000,000.00	1,998,291.72	1,971,120.00	0.00	2,738.89	11/3/2025		99.9	0.873	0.873	0.873	-27,171.72
3130AMCM2	184419	411	FHLB Step-Up Bond	5/12/2021	0.25	5,000,000.00	5,000,000.00	4,964,550.00	0.00	1,701.39	5/12/2026	2/12/2022	100	1.523	0.25	0.25	-35,450.00
3133EMZ08	184436	411	FFCB - Bullet	5/18/2021	0.07	30,000,000.00	30,000,000.00	29,993,400.00	0.00	9,450.00	7/19/2022		100	0.07	0.07	0.07	-6,600.00
3133EMZZ8	184455	411	FFCB Callable Bond	5/20/2021	0.09	5,000,000.00	4,998,526.95	4,988,850.00	0.00	537.50	11/18/2022		99.95	0.123	0.123	0.123	-9,676.95
3133EMZZ8	184456	411	FFCB Callable Bond	5/20/2021	0.09	5,000,000.00	4,998,526.95	4,988,850.00	0.00	537.50	11/18/2022		99.95	0.123	0.123	0.123	-9,676.95
3130AMKC5	184475	411	FHLB Step-Up Bond	5/27/2021	0.65	2,000,000.00	2,000,000.00	1,983,080.00	0.00	1,227.78	5/27/2026	2/27/2022	100	1.036	0.65	0.65	-16,920.00
3133EMD66	184510	411	FFCB - Bullet	6/1/2021	0.08	30,000,000.00	30,000,000.00	29,994,000.00	0.00	7,066.67	9/15/2022		100	0.08	0.08	0.08	-6,000.00
313385XN1	184511	411	FHLB Disc Note	6/1/2021	0.05	30,000,000.00	29,984,791.67	29,976,600.00	0.00	8,916.66	6/1/2022		99.949	0.051	0.051	0.051	-8,191.67
3130AMMM1	184539	411	FHLB Callable Bond	6/3/2021	0.375	4,000,000.00	4,000,000.00	3,940,600.00	0.00	1,166.67	6/3/2024		100	0.375	0.375	0.375	-59,400.00
3130AMLX2	184550	411	FHLB Callable Bond	6/7/2021	0.375	4,000,000.00	4,000,000.00	3,960,520.00	0.00	1,000.00	6/7/2024		100	0.375	0.375	0.375	-39,480.00
3130AMKX9	184551	411	FHLB Callable Bond	6/7/2021	0.4	2,500,000.00	2,500,000.00	2,464,750.00	0.00	666.67	6/7/2024		100	0.4	0.4	0.4	-35,250.00
3130AMHP0	184574	411	FHLB Callable Bond	6/9/2021	0.3	4,000,000.00	3,999,368.33	3,972,360.00	0.00	733.33	2/9/2024		99.98	0.308	0.308	0.308	-27,008.33
3130AMKZ4	184586	411	FHLB Callable Bond	6/10/2021	0.4	2,500,000.00	2,500,000.00	2,480,350.00	0.00	583.33	6/10/2024		100	0.4	0.4	0.4	-19,650.00
3133EMF98	184611	411	FFCB Callable Bond	6/16/2021	0.65	5,000,000.00	4,998,920.10	4,905,850.00	0.00	1,986.11	6/9/2025		99.975	0.656	0.656	0.656	-93,070.10
3133EMH47	184612	411	FFCB Callable Bond	6/16/2021	0.6	5,000,000.00	4,996,109.38	4,896,850.00	0.00	1,250.00	6/16/2025		99.91	0.623	0.623	0.623	-99,259.38
313385RM0	184645	411	FHLB Disc Note	6/18/2021	0.045	5,000,000.00	4,998,731.25	5,000,000.00	0.00	1,231.25	1/7/2022		99.975	0.046	0.046	0.046	1,268.75
313385RU2	184688	411	FHLB Disc Note	6/28/2021	0.03	10,000,000.00	9,998,333.33	10,000,000.00	0.00	1,558.34	1/14/2022		99.983	0.03	0.03	0.03	1,666.67
313385SJ6	184689	411	FHLB Disc Note	6/28/2021	0.03	10,000,000.00	9,998,216.67	9,999,900.00	0.00	1,558.33	1/28/2022		99.982	0.03	0.03	0.03	1,683.33
3130AMYT3	184705	411	FHLB Step-Up Bond	6/30/2021	0.5	5,000,000.00	5,000,000.00	4,949,450.00	0.00	0.00	12/30/2024		100	0.486	0.486	0.486	-50,550.00
3130AMVE9	184706	411	FHLB Step-Up Bond	6/30/2021	0.175	5,000,000.00	5,000,000.00	4,939,000.00	0.00	0.00	9/30/2024		100	0.175	0.175	0.175	-61,000.00
313385SY3	184715	411	FHLB Disc Note	7/1/2021	0.035	10,000,000.00	9,997,812.50	9,999,800.00	0.00	1,788.89	2/1/2022		99.978	0.035	0.035	0.035	1,987.50
313385TN6	184716	411	FHLB Disc Note	7/1/2021	0.035	10,000,000.00	9,997,676.39	9,999,700.00	0.00	1,788.89	2/25/2022		99.977	0.035	0.035	0.035	2,023.61
912796C31	184780	411	U.S. Treasury Bills	7/12/2021	0.035	10,000,000.00	9,998,065.28	9,999,800.00	0.00	1,681.94	1/27/2022		99.981	0.035	0.035	0.035	1,734.72
912796D30	184782	411	U.S. Treasury Bills	7/12/2021	0.039	10,000,000.00	9,997,540.83	9,999,600.00	0.00	1,874.17	2/24/2022		99.975	0.04	0.04	0.04	2,059.17
912796F38	184783	411	U.S. Treasury Bills	7/12/2021	0.039	10,000,000.00	9,997,233.07	9,998,800.00	0.00	1,877.17	3/24/2022		99.972	0.04	0.04	0.04	1,566.93
912796G45	184784	411	U.S. Treasury Bills	7/12/2021	0.04	10,000,000.00	9,996,887.00	9,997,800.00	0.00	1,903.00	4/21/2022		99.969	0.04	0.04	0.04	913.00
912796H44	184786	411	U.S. Treasury Bills	7/12/2021	0.054	10,000,000.00	9,995,378.19	9,996,300.00	0.00	2,570.97	5/19/2022		99.954	0.054	0.054	0.054	921.81
912796J42	184787	411	U.S. Treasury Bills	7/12/2021	0.062	10,000,000.00	9,994,161.67	9,994,000.00	0.00	2,979.44	6/16/2022		99.942	0.063	0.063	0.063	-161.67
912796K65	184796	411	U.S. Treasury Bills	7/13/2021	0.05	10,000,000.00	9,997,541.67	10,000,000.00	0.00	2,388.89	1/6/2022		99.975	0.051	0.051	0.051	2,458.33
912796K57	184823	411	U.S. Treasury Bills	7/15/2021	0.073	10,000,000.00	9,992,618.89	9,990,400.00	0.00	3,447.22	7/14/2022		99.926	0.074	0.074	0.074	-2,218.89
313385RZ1	184848	411	FHLB Disc Note	7/21/2021	0.04	10,000,000.00	9,997,977.78	10,000,000.00	0.00	1,822.22	1/19/2022		99.98	0.04	0.04	0.04	2,022.22
912796K81	184887	411	U.S. Treasury Bills	7/28/2021	0.045	5,000,000.00	4,998,892.67	4,999,950.00	0.00	987.79	1/20/2022		99.978	0.046	0.046	0.046	1,057.33
48306BAB1	184913	411	Kaiser Foundation Commercial Paper	8/3/2021	0.13	10,000,000.00	9,994,186.11	9,994,186.11	0.00	5,452.78	1/11/2022		99.942	0.13	0.13	0.13	0.00
912796F38	184978	411	U.S. Treasury Bills	8/12/2021	0.034	10,000,000.00	9,997,909.33	9,998,800.00	0.00	1,325.34	3/24/2022		99.979	0.034	0.034	0.034	890.67

EOM - REPORT WRITER
Investment Inventory
Sorted by Fund
December 31, 2021

CUSIP	Investment #	Fund Number	Issuer	Purchase Date	Cur Rate	Par Value	Book Value	Market Value	Pur Accr Interest	Accrued Interest	Maturity Date	Call Date	Purchase Price	YTM	YTC	YTW	Unrealized G/L
912796L64	184997	411	U.S. Treasury Bills	8/17/2021	0.068	10,000,000.00	9,993,218.89	9,987,900.00	0.00	2,587.78	8/11/2022		99.932	0.069		0.069	-5,318.89
3130ANGN4	185005	411	FHLB Step-Up Bond	8/18/2021	0.35	5,000,000.00	4,997,763.89	4,962,450.00	0.00	6,465.28	2/18/2025	2/18/2022	99.95	0.698	0.45	0.45	-35,313.89
3130ANKW9	185048	411	FHLB Step-Up Bond	8/25/2021	0.5	5,000,000.00	5,000,000.00	4,944,250.00	0.00	8,750.00	8/25/2026	2/25/2022	100	0.97		0.97	-55,750.00
3130ANLN8	185060	411	FHLB Step-Up Bond	8/26/2021	0.6	5,000,000.00	5,000,000.00	4,910,350.00	0.00	10,416.67	8/26/2026	2/26/2022	100	1.13	0.6	0.6	-89,650.00
3130ANLNO	185061	411	FHLB Step-Up Bond	8/26/2021	0.4	5,000,000.00	5,000,000.00	4,968,100.00	0.00	6,944.44	2/26/2025	2/26/2022	100	0.699	0.4	0.4	-31,900.00
912796G45	185062	411	U.S. Treasury Bills	8/26/2021	0.044	10,000,000.00	9,997,104.33	9,997,800.00	0.00	1,557.34	4/21/2022		99.971	0.044		0.044	695.67
3130ANJ92	185119	411	FHLB Step-Up Bond	9/2/2021	0.33	5,000,000.00	4,999,340.52	4,962,400.00	320.83	5,775.00	8/25/2026	2/25/2022	99.979	0.938		0.938	-36,940.52
313385TV8	185131	411	FHLB Disc Note	9/3/2021	0.045	10,000,000.00	9,997,725.00	9,999,200.00	0.00	1,500.00	3/4/2022		99.977	0.046		0.046	1,475.00
07287DA67	185147	411	Baylor, Scott & White Commercial Paper	9/8/2021	0.1	10,000,000.00	9,996,666.67	9,996,666.67	0.00	3,194.44	1/6/2022		99.967	0.1		0.1	0.00
07287DAR1	185237	411	Baylor, Scott & White Commercial Paper	9/20/2021	0.09	10,000,000.00	9,996,825.00	9,997,583.30	0.09	2,575.00	1/25/2022		99.968	0.09		0.09	758.30
313385US3	185281	411	FHLB Disc Note	9/27/2021	0.04	10,000,000.00	9,998,011.11	9,998,900.00	0.00	1,066.67	3/25/2022		99.98	0.041		0.041	888.89
912796M71	185290	411	U.S. Treasury Bills	9/28/2021	0.073	10,000,000.00	9,993,052.08	9,984,800.00	0.00	1,913.20	9/8/2022		99.931	0.074		0.074	-8,252.08
912796L80	185304	411	U.S. Treasury Bills	9/30/2021	0.037	15,000,000.00	14,997,870.83	14,999,400.00	0.00	1,414.38	2/17/2022		99.986	0.037		0.037	1,529.17
62479MA60	185366	411	MUFG Commercial Paper	10/8/2021	0.09	10,000,000.00	9,997,750.00	9,997,750.00	0.00	2,125.00	1/6/2022		99.978	0.09		0.09	0.00
912796M97	185375	411	U.S. Treasury Bills	10/12/2021	0.042	10,000,000.00	9,998,261.67	9,999,200.00	0.00	945.00	3/10/2022		99.983	0.043		0.043	938.33
313385VG8	185431	411	FHLB Disc Note	10/19/2021	0.03	10,000,000.00	9,998,575.00	9,997,600.00	0.00	616.67	4/8/2022		99.986	0.03		0.03	-975.00
91411UAR6	185465	411	University of California Commercial Paper	10/26/2021	0.09	10,000,000.00	9,997,725.52	9,997,583.30	0.09	1,674.62	1/25/2022		99.977	0.09		0.09	-142.22
912796H44	185473	411	U.S. Treasury Bills	10/27/2021	0.051	10,000,000.00	9,997,138.33	9,996,300.00	0.00	925.83	5/19/2022		99.971	0.051		0.051	-838.33
912796N21	185532	411	U.S. Treasury Bills	11/3/2021	0.053	15,000,000.00	14,997,068.75	14,998,350.00	0.00	1,290.63	3/17/2022		99.98	0.053		0.053	1,281.25
3130APH81	185533	411	FHLB Step-Up Bond	11/3/2021	0.15	5,000,000.00	4,983,782.45	4,973,050.00	145.83	1,354.17	4/26/2024	1/26/2022	99.65	0.689	1.674	0.689	-10,732.45
62479MB36	185569	411	MUFG Commercial Paper	11/5/2021	0.12	10,000,000.00	9,997,000.00	9,997,000.00	0.00	1,900.00	2/3/2022		99.97	0.12		0.12	0.00
90328BAC5	185580	411	USAA Commercial Paper	11/9/2021	0.06	10,000,000.00	9,998,933.33	9,998,933.33	0.00	883.34	1/12/2022		99.989	0.06		0.06	0.00
78009BEA6	185592	411	Royal Bank of Canada Commercial Paper	11/10/2021	0.19	10,000,000.00	9,990,447.22	9,990,447.22	0.00	2,744.45	5/10/2022		99.904	0.19		0.19	0.00
4664QQA78	185616	411	J.P. Morgan Commercial Paper	11/15/2021	0.12	10,000,000.00	9,997,566.67	9,997,566.67	0.00	1,566.66	1/27/2022		99.976	0.122		0.122	0.00
313385WL6	185628	411	FHLB Disc Note	11/16/2021	0.057	5,000,000.00	4,998,646.25	4,997,600.00	0.00	364.17	5/6/2022		99.973	0.058		0.058	-1,046.25
3130APL37	185629	411	FHLB Callable Bond	11/16/2021	1.4	5,000,000.00	5,000,000.00	4,991,450.00	0.00	8,750.00	11/16/2026	2/16/2022	100	1.4		1.4	-8,550.00
912796H44	185640	411	U.S. Treasury Bills	11/17/2021	0.06	15,000,000.00	14,995,425.00	14,994,450.00	0.00	1,125.00	5/19/2022		99.97	0.061		0.061	-975.00
912796P29	185659	411	U.S. Treasury Bills	11/18/2021	0.048	15,000,000.00	14,997,090.63	14,996,850.00	0.00	870.83	4/14/2022		99.981	0.048		0.048	-240.63
313385KH4	185748	411	FHLB Disc Note	11/29/2021	0.088	10,000,000.00	9,995,624.44	9,994,400.00	0.00	806.67	5/27/2022		99.956	0.088		0.088	-1,224.44
4664QCF30	185814	411	J.P. Morgan Commercial Paper	12/3/2021	0.28	10,000,000.00	9,985,844.44	9,985,844.44	0.00	2,255.56	6/3/2022		99.858	0.284		0.284	0.00
4497W1CE4	185887	411	ING Commercial Paper	12/14/2021	0.2	10,000,000.00	9,995,000.00	9,995,000.00	0.00	1,000.00	3/14/2022		99.95	0.203		0.203	0.00
912796P37	185981	411	U.S. Treasury Bills	12/30/2021	0.045	49,000,000.00	48,992,711.25	48,988,240.00	0.00	122.50	4/28/2022		99.985	0.046		0.046	-4,471.25
912796Q36	185982	411	U.S. Treasury Bills	12/30/2021	0.08	49,000,000.00	48,983,993.33	48,981,870.00	0.00	217.78	5/26/2022		99.967	0.081		0.081	-2,123.33
912796R50	185983	411	U.S. Treasury Bills	12/30/2021	0.17	49,000,000.00	48,957,887.22	48,955,410.00	0.00	462.78	6/30/2022		99.914	0.173		0.173	-2,477.22
62479MAX1	185984	411	MUFG Commercial Paper	12/30/2021	0.07	25,975,000.00	25,973,383.78	25,973,383.78	0.00	101.01	1/31/2022		99.994	0.071		0.071	0.00
912796U23	185995	411	U.S. Treasury Bills	12/31/2021	0.05	49,000,000.00	48,992,105.56	48,988,730.00	0.00	68.06	4/26/2022		99.984	0.051		0.051	-3,375.56
912796R43	185996	411	U.S. Treasury Bills	12/31/2021	0.151	49,000,000.00	48,964,238.17	48,960,800.00	0.00	205.53	6/23/2022		99.927	0.153		0.153	-3,438.17
912796M89	185997	411	U.S. Treasury Bills	12/31/2021	0.213	25,000,000.00	24,958,828.13	24,951,000.00	0.00	147.57	10/6/2022		99.835	0.216		0.216	-7,828.13
912796T25	185998	411	U.S. Treasury Bills	12/31/2021	0.035	14,000,000.00	13,998,802.22	13,997,900.00	0.00	13.61	3/29/2022		99.991	0.035		0.035	-902.22
		411 Total				1,451,784,960.21	1,451,357,314.77	1,449,186,053.41	466.66	340,392.87							-2,171,261.36
313385TC0	184989	414	FHLB Disc Note	8/13/2021	0.025	7,100.00	7,099.08	7,099.86	0.00	0.70	2/15/2022		99.987	0.026		0.026	0.78
313385TC0	184990	414	FHLB Disc Note	8/13/2021	0.025	13,915.00	13,913.20	13,914.72	0.00	1.36	2/15/2022		99.987	0.026		0.026	1.52
313385TC0	184991	414	FHLB Disc Note	8/13/2021	0.025	171,341.00	171,318.87	171,337.57	0.00	16.78	2/15/2022		99.987	0.026		0.026	18.70
313385TC0	184992	414	FHLB Disc Note	8/13/2021	0.025	268,644.00	268,609.30	268,638.63	0.00	26.30	2/15/2022		99.987	0.026		0.026	29.33
313385UG9	185212	414	FHLB Disc Note	9/15/2021	0.035	12,913.00	12,910.72	12,911.71	0.00	1.36	3/15/2022		99.982	0.036		0.036	0.99
313385UG9	185213	414	FHLB Disc Note	9/15/2021	0.035	229,087.00	229,046.69	229,064.09	0.00	24.05	3/15/2022		99.982	0.035		0.035	17.40
313385TC0	185413	414	FHLB Disc Note	10/15/2021	0.03	21,298.00	21,295.82	21,297.57	0.00	1.38	2/15/2022		99.99	0.03		0.03	1.75
313385TC0	185414	414	FHLB Disc Note	10/15/2021	0.03	41,744.00	41,739.72	41,743.17	0.00	2.71	2/15/2022		99.99	0.03		0.03	3.45
313385TC0	185415	414	FHLB Disc Note	10/15/2021	0.03	514,023.00	513,970.31	514,012.72	0.00	33.41	2/15/2022		99.99	0.03		0.03	42.41
313385TC0	185416	414	FHLB Disc Note	10/15/2021	0.03	806,935.00	806,852.29	806,918.86	0.00	52.45	2/15/2022		99.99	0.03		0.03	66.57
313385UG9	185417	414	FHLB Disc Note	10/15/2021	0.03	147,000.00	146,981.50	146,985.30	0.00	9.56	3/15/2022		99.987	0.03		0.03	3.80
313385VN3	185418	414	FHLB Disc Note	10/15/2021	0	120,018.00	119,999.90	119,988.00	0.00	7.80	4/14/2022		99.985	0.03		0.03	-11.90
313385VN3	185419	414	FHLB Disc Note	10/15/2021	0.03	534,206.00	534,125.42	534,072.45	0.00	34.73	4/14/2022		99.985	0.03		0.03	-52.97
313385VN3	185420	414	FHLB Disc Note	10/15/2021	0.03	3,977,776.00	3,977,176.02	3,976,781.56	0.00	258.55	4/14/2022		99.985	0.03		0.03	-394.46
912796Q28	185617	414	U.S. Treasury Bills	11/15/2021	0.065	3,278.00	3,276.95	3,276.95	0.00	0.28	5/12/2022		99.968	0.066		0.066	0.00
912796Q28	185618	414	U.S. Treasury Bills	11/15/2021	0.065	5,722.00	5,720.16	5,720.17	0.00	0.49	5/12/2022		99.968	0.066		0.066	0.01

EOM - REPORT WRITER
Investment Inventory
Sorted by Fund
December 31, 2021

CUSIP	Investment #	Fund Number	Issuer	Purchase Date	Cur Rate	Par Value	Book Value	Market Value	Pur Accr Interest	Accrued Interest	Maturity Date	Call Date	Purchase Price	YTM	YTC	YTW	Unrealized G/L
313385YC4	185896	414	FHLB Disc Note	12/15/2021	0.05	124,619.00	124,587.50	124,511.83	0.00	2.94	6/15/2022		99.975	0.05	0.05		-75.67
313385YC4	185897	414	FHLB Disc Note	12/15/2021	0.05	1,407,561.00	1,407,205.20	1,406,350.50	0.00	33.23	6/15/2022		99.975	0.05	0.05		-854.70
313385YC4	185898	414	FHLB Disc Note	12/15/2021	0.05	235,820.00	235,760.39	235,617.19	0.00	5.57	6/15/2022		99.975	0.05	0.05		-143.20
		414 Total				8,643,000.00	8,641,589.04	8,640,242.85	0.00	513.65							-1,346.19
313385SP2	185534	511	FHLB Disc Note	11/3/2021	0.045	100,000.00	99,988.63	99,998.00	0.00	7.37	2/2/2022		99.989	0.045	0.045		9.37
		511 Total				100,000.00	99,988.63	99,998.00	0.00	7.37							9.37
313385SP2	185535	522	FHLB Disc Note	11/3/2021	0.045	500,000.00	499,943.13	499,990.00	0.00	36.87	2/2/2022		99.989	0.046	0.046		46.87
		522 Total				500,000.00	499,943.13	499,990.00	0.00	36.87							46.87
912796C31	185719	555	U.S. Treasury Bills	11/24/2021	0.034	2,000,000.00	1,999,878.40	1,999,960.00	0.00	72.20	1/27/2022		99.994	0.035	0.035		81.60
912796Q69	185721	555	U.S. Treasury Bills	11/24/2021	0.033	1,500,000.00	1,499,935.00	1,500,000.00	0.00	51.46	1/11/2022		99.996	0.033	0.033		65.00
912796L72	185833	555	U.S. Treasury Bills	12/7/2021	0.045	1,500,000.00	1,499,878.13	1,499,955.00	0.00	46.87	2/10/2022		99.992	0.046	0.046		76.87
313385TE6	185962	555	FHLB Disc Note	12/28/2021	0.035	2,000,000.00	1,999,900.83	1,999,900.83	0.00	7.78	2/17/2022		99.995	0.035	0.035		0.00
313385SG2	185963	555	FHLB Disc Note	12/28/2021	0.035	2,000,000.00	1,999,943.61	1,999,980.00	0.00	7.78	1/26/2022		99.997	0.035	0.035		36.39
		555 Total				9,000,000.00	8,999,535.97	8,999,795.83	0.00	186.09							259.86
313385RH1	185964	566	FHLB Disc Note	12/28/2021	0.01	15,000,000.00	14,999,975.00	14,999,975.00	0.00	16.67	1/3/2022		100	0.01	0.01		0.00
		566 Total				15,000,000.00	14,999,975.00	14,999,975.00	0.00	16.67							0.00
825252869	151206	712	Invesco Money Market Fund		0.01	0.00	0.00	0.00	0.00	0.00			100	0.01	0.01		0.00
09248U700	183948	712	BlackRock Money Market Fund	3/9/2021	0.025	7,509,900.00	7,509,900.00	7,509,900.00	0.00	156.65			100	0.025	0.025		0.00
316175108	184449	712	Fidelity Money Market Fund	5/20/2021	0.01	0.00	0.00	0.00	0.00	0.44			100	0.01	0.01		0.00
48306BAD7	184957	712	Kaiser Foundation Commercial Paper	8/10/2021	0.1	10,469,000.00	10,464,463.43	10,464,463.43	0.00	4,187.60	1/13/2022		99.957	0.1	0.1		0.00
313385TL0	185066	712	FHLB Disc Note	8/26/2021	0.046	5,000,000.00	4,998,843.61	4,999,850.00	0.00	817.78	2/23/2022		99.977	0.047	0.047		1,006.39
313313KH6	185112	712	FFCB Disc Note	9/1/2021	0.06	5,000,000.00	4,997,766.67	4,997,200.00	0.00	1,016.67	5/27/2022		99.955	0.061	0.061		-566.67
07287DA67	185150	712	Baylor, Scott & White Commercial Paper	9/8/2021	0.1	5,586,000.00	5,584,138.00	5,584,138.00	0.00	1,784.42	1/6/2022		99.967	0.1	0.1		0.00
313313TC2	185195	712	FFCB Disc Note	9/14/2021	0.04	2,835,000.00	2,834,514.90	2,834,943.30	0.00	343.35	2/15/2022		99.983	0.041	0.041		428.40
912796Q69	185485	712	U.S. Treasury Bills	10/27/2021	0.053	3,773,000.00	3,772,581.83	3,773,000.00	0.00	363.15	1/11/2022		99.989	0.053	0.053		418.17
313313RQ3	185502	712	FFCB Disc Note	10/28/2021	0.04	5,000,000.00	4,999,588.89	5,000,000.00	0.00	361.11	1/10/2022		99.992	0.041	0.041		411.11
48306BC29	185524	712	Kaiser Foundation Commercial Paper	11/2/2021	0.15	8,006,000.00	8,001,997.00	8,001,997.00	0.00	2,001.50	3/2/2022		99.95	0.15	0.15		0.00
313589SP9	185641	712	FNMA Disc Note	11/17/2021	0.035	7,336,000.00	7,335,450.82	7,335,853.28	0.00	320.95	2/2/2022		99.993	0.035	0.035		402.46
912796Q51	185684	712	U.S. Treasury Bills	11/19/2021	0.046	5,002,000.00	5,001,704.72	5,001,699.88	0.00	276.02	1/4/2022		99.994	0.047	0.047		-4.84
912796S75	185722	712	U.S. Treasury Bills	11/24/2021	0.05	7,296,800.00	7,295,746.02	7,296,143.29	0.00	385.11	3/8/2022		99.986	0.051	0.051		397.27
62479MA37	185737	712	MUFG Commercial Paper	11/26/2021	0.07	4,800,000.00	4,799,645.33	4,799,645.33	0.00	336.00	1/3/2022		99.993	0.071	0.071		0.00
313313VJ1	185738	712	FFCB Disc Note	11/26/2021	0.09	185,000.00	184,904.26	184,835.35	0.00	16.65	6/21/2022		99.948	0.091	0.091		-68.91
912796K65	185806	712	U.S. Treasury Bills	12/2/2021	0.038	15,101,000.00	15,100,440.63	15,101,000.00	0.00	479.46	1/6/2022		99.996	0.039	0.039		559.37
912796K65	185817	712	U.S. Treasury Bills	12/3/2021	0.038	5,428,000.00	5,427,807.76	5,428,000.00	0.00	163.97	1/6/2022		99.996	0.038	0.038		192.24
313385SP2	185835	712	FHLB Disc Note	12/7/2021	0.037	8,200,000.00	8,199,519.62	8,199,836.00	0.00	210.69	2/2/2022		99.994	0.037	0.037		316.38
46640QAC5	185836	712	J.P. Morgan Commercial Paper	12/7/2021	0.12	7,770,500.00	7,769,567.54	7,769,567.54	0.00	647.54	1/12/2022		99.988	0.122	0.122		0.00
313385SP2	185864	712	FHLB Disc Note	12/9/2021	0.045	10,000,000.00	9,999,312.50	9,999,800.00	0.00	287.50	2/2/2022		99.993	0.045	0.045		487.50
62479MB93	185865	712	MUFG Commercial Paper	12/9/2021	0.13	5,390,000.00	5,388,793.24	5,388,793.24	0.00	447.67	2/9/2022		99.978	0.132	0.132		0.00
912796N47	185938	712	U.S. Treasury Bills	12/22/2021	0.05	2,288,500.00	2,288,163.08	2,288,065.19	0.00	31.78	4/7/2022		99.985	0.051	0.051		-97.89
		712 Total				131,976,700.00	131,954,849.85	131,958,730.83	0.00	14,636.01							3,880.98
825252869	151207	713	Invesco Money Market Fund		0.01	0.00	0.00	0.00	0.00	0.00			100	0.01	0.01		0.00
09248U700	184120	713	BlackRock Money Market Fund	3/30/2021	0.025	9,455,930.00	9,455,930.00	9,455,930.00	0.00	128.44			100	0.025	0.025		0.00
912796Q51	185269	713	U.S. Treasury Bills	9/23/2021	0.025	4,821,000.00	4,820,655.16	4,820,710.74	0.00	334.80	1/4/2022		99.993	0.025	0.025		55.58
912796Q69	185282	713	U.S. Treasury Bills	9/27/2021	0.03	2,786,000.00	2,785,757.18	2,786,000.00	0.00	219.91	1/11/2022		99.991	0.03	0.03		242.82
912796K65	185308	713	U.S. Treasury Bills	9/30/2021	0.021	8,000,000.00	7,999,547.02	8,000,000.00	0.00	429.87	1/6/2022		99.994	0.021	0.021		452.98
912796C31	185309	713	U.S. Treasury Bills	9/30/2021	0.035	5,000,000.00	4,999,421.53	4,999,900.00	0.00	452.08	1/27/2022		99.988	0.035	0.035		478.47
912796K99	185310	713	U.S. Treasury Bills	9/30/2021	0.033	5,000,000.00	4,999,422.50	4,999,850.00	0.00	426.25	2/3/2022		99.988	0.033	0.033		427.50
912796L72	185311	713	U.S. Treasury Bills	9/30/2021	0.034	5,000,000.00	4,999,381.18	4,999,850.00	0.00	432.71	2/10/2022		99.988	0.034	0.034		468.82
912796Q93	185377	713	U.S. Treasury Bills	10/12/2021	0.048	2,000,000.00	1,999,703.82	1,999,960.00	0.00	214.20	2/1/2022		99.985	0.048	0.048		256.18
912796D30	185385	713	U.S. Treasury Bills	10/13/2021	0.051	2,927,000.00	2,926,449.81	2,926,882.92	0.00	328.47	2/24/2022		99.981	0.051	0.051		433.11
313385RS7	185434	713	FHLB Disc Note	10/19/2021	0.04	2,002,000.00	2,001,810.92	2,002,000.00	0.00	164.61	1/12/2022		99.991	0.041	0.041		189.08
89233HAK0	185459	713	Toyota Commercial Paper	10/25/2021	0.08	3,000,000.00	2,999,426.67	2,999,426.67	0.00	453.33	1/19/2022		99.981	0.08	0.08		0.00
313589RZ8	185460	713	FNMA Disc Note	10/25/2021	0.04	3,973,000.00	3,972,620.36	3,973,000.00	0.00	300.18	1/19/2022		99.99	0.041	0.041		379.64
912796R92	185483	713	U.S. Treasury Bills	10/27/2021	0.051	2,417,000.00	2,416,594.37	2,416,951.66	0.00	226.88	2/22/2022		99.983	0.052	0.052		357.29
912796S26	185542	713	U.S. Treasury Bills	11/3/2021	0.052	2,800,000.00	2,799,522.76	2,799,860.00	0.00	238.62	3/1/2022		99.983	0.053	0.053		337.24
912796S75	185596	713	U.S. Treasury Bills	11/10/2021	0.045	2,920,000.00	2,919,574.09	2,919,737.20	0.00	187							

EOM - REPORT WRITER
Investment Inventory
Sorted by Fund
December 31, 2021

CUSIP	Investment #	Fund Number	Issuer	Purchase Date	Cur Rate	Par Value	Book Value	Market Value	Pur Accr Interest	Accrued Interest	Maturity Date	Call Date	Purchase Price	YTM	YTC	YTW	Unrealized G/L
46640QAQ4	185632	713	J.P. Morgan Commercial Paper	11/16/2021	0.12	2,571,000.00	2,570,408.67	2,570,408.67	0.00	394.22	1/24/2022		99.977	0.12		0.12	0.00
912796S83	185660	713	U.S. Treasury Bills	11/18/2021	0.046	3,000,000.00	2,999,556.38	2,999,760.00	0.00	166.83	3/15/2022		99.985	0.046		0.046	203.62
313313TR9	185665	713	FFCB Disc Note	11/18/2021	0.05	2,000,000.00	1,999,716.67	1,999,940.00	0.00	122.22	2/28/2022		99.986	0.05		0.05	223.33
89233HAK0	185666	713	Toyota Commercial Paper	11/18/2021	0.1	2,576,000.00	2,575,556.36	2,575,556.36	0.00	314.84	1/19/2022		99.983	0.101		0.101	0.00
912796Q51	185685	713	U.S. Treasury Bills	11/19/2021	0.046	1,861,000.00	1,860,890.14	1,860,888.34	0.00	102.70	1/4/2022		99.994	0.047		0.047	-1.80
912796S75	185729	713	U.S. Treasury Bills	11/24/2021	0.05	2,999,400.00	2,998,966.75	2,999,130.05	0.00	158.30	3/8/2022		99.986	0.051		0.051	163.30
313385UQ7	185782	713	FHLB Disc Note	12/1/2021	0.04	2,500,000.00	2,499,688.89	2,499,725.00	0.00	86.11	3/23/2022		99.988	0.04		0.04	36.11
912796T25	185784	713	U.S. Treasury Bills	12/1/2021	0.071	1,587,000.00	1,586,630.67	1,586,761.95	0.00	97.03	3/29/2022		99.977	0.072		0.072	131.28
912796T25	185821	713	U.S. Treasury Bills	12/6/2021	0.056	2,778,000.00	2,777,516.05	2,777,583.30	0.00	111.35	3/29/2022		99.983	0.056		0.056	67.25
912796T74	185847	713	U.S. Treasury Bills	12/8/2021	0.069	2,461,000.00	2,460,445.82	2,460,532.41	0.00	112.71	4/5/2022		99.977	0.07		0.07	86.59
4497W1CE4	185901	713	ING Commercial Paper	12/15/2021	0.2	3,334,000.00	3,332,351.52	3,332,351.52	0.00	314.88	3/14/2022		99.951	0.203		0.203	0.00
912796N47	185939	713	U.S. Treasury Bills	12/22/2021	0.05	2,314,500.00	2,314,159.25	2,314,060.25	0.00	32.15	4/7/2022		99.985	0.051		0.051	-99.00
912796T82	185965	713	U.S. Treasury Bills	12/28/2021	0.06	2,050,000.00	2,049,641.25	2,049,610.50	0.00	13.67	4/12/2022		99.983	0.061		0.061	-30.75
912796P29	185974	713	U.S. Treasury Bills	12/29/2021	0.05	3,718,000.00	3,717,452.63	3,717,219.22	0.00	15.49	4/14/2022		99.985	0.051		0.051	-233.41
313313SP4	185975	713	FFCB Disc Note	12/29/2021	0.02	99,600.00	99,598.06	99,598.01	0.00	0.17	2/2/2022		99.998	0.02		0.02	-0.05
713 Total						97,951,430.00	97,938,396.48	97,943,184.77	0.00	6,580.71							4,788.29
825252869	151208	714	Invesco Money Market Fund		0.01	0.00	0.00	0.00	0.00	0.00			100	0.01		0.01	0.00
09248U700	183867	714	BlackRock Money Market Fund	1/28/2021	0.016	0.00	0.00	0.00	0.00	0.00			100	0.016		0.016	0.00
316175108	184105	714	Fidelity Money Market Fund	3/1/2021	0.01	0.00	0.00	0.00	0.00	0.00			100	0.01		0.01	0.00
4812C0670	184481	714	J.P. Morgan Money Market Fund	5/27/2021	0.026	22,484,700.00	22,484,700.00	22,484,700.00	0.00	401.83			100	0.026		0.026	0.00
313385RM0	185890	714	FHLB Disc Note	12/14/2021	0.03	9,700,000.00	9,699,806.00	9,700,000.00	0.00	145.50	1/7/2022		99.998	0.03		0.03	194.00
313385RZ1	185891	714	FHLB Disc Note	12/14/2021	0.02	10,301,000.00	10,300,793.98	10,301,000.00	0.00	103.01	1/19/2022		99.998	0.02		0.02	206.02
313385RS7	185905	714	FHLB Disc Note	12/15/2021	0.03	4,505,000.00	4,504,894.88	4,505,000.00	0.00	63.82	1/12/2022		99.998	0.03		0.03	105.12
313385RS7	185912	714	FHLB Disc Note	12/16/2021	0.03	14,930,000.00	14,929,664.08	14,930,000.00	0.00	199.06	1/12/2022		99.998	0.03		0.03	335.92
62479MA52	185913	714	MUFG Commercial Paper	12/16/2021	0.04	12,000,000.00	11,999,733.33	11,999,733.33	0.00	213.34	1/5/2022		99.998	0.041		0.041	0.00
313385RR9	185924	714	FHLB Disc Note	12/17/2021	0.015	30,000,000.00	29,999,687.50	29,999,687.50	0.00	187.50	1/11/2022		99.999	0.015		0.015	0.00
313313RL4	185955	714	FFCB Disc Note	12/27/2021	0.02	25,000,000.00	24,999,861.11	25,000,000.00	0.00	69.44	1/6/2022		99.999	0.02		0.02	138.89
62479MAL7	185956	714	MUFG Commercial Paper	12/27/2021	0.04	5,000,000.00	4,999,866.67	4,999,866.67	0.00	27.78	1/20/2022		99.997	0.041		0.041	0.00
313313RK6	185966	714	FFCB Disc Note	12/28/2021	0.02	10,000,000.00	9,999,955.56	10,000,000.00	0.00	22.22	1/5/2022		100	0.02		0.02	44.44
313385RU2	185968	714	FHLB Disc Note	12/28/2021	0.03	2,002,000.00	2,001,971.64	2,002,000.00	0.00	6.67	1/14/2022		99.999	0.03		0.03	28.36
912796L72	185987	714	U.S. Treasury Bills	12/30/2021	0.01	10,000,000.00	9,999,883.33	9,999,700.00	0.00	5.56	2/10/2022		99.999	0.01		0.01	-183.33
714 Total						155,922,700.00	155,920,818.08	155,921,687.50	0.00	1,445.73							869.42
316175108	153349	740	Fidelity Money Market Fund		0.01	5,017,000.00	5,017,000.00	5,017,000.00	0.00	22.64			100	0.01		0.01	0.00
313313UV8	185338	740	FFCB Disc Note	10/4/2021	0.05	10,000,000.00	9,997,569.44	9,998,800.00	0.00	1,236.11	3/28/2022		99.976	0.051		0.051	1,230.56
313313J25	185372	740	FFCB Disc Note	10/8/2021	0.07	25,000,000.00	24,982,500.00	24,945,750.00	0.00	4,131.94	10/3/2022		99.93	0.071		0.071	-36,750.00
07287DB25	185378	740	Baylor, Scott & White Commercial Paper	10/12/2021	0.09	8,000,000.00	7,997,740.00	7,997,888.88	0.00	1,620.00	2/2/2022		99.972	0.09		0.09	148.88
313313G77	185399	740	FFCB Disc Note	10/14/2021	0.09	10,000,000.00	9,991,425.00	9,980,600.00	0.00	1,975.00	9/22/2022		99.914	0.091		0.091	-10,825.00
07287DB90	185435	740	Baylor, Scott & White Commercial Paper	10/19/2021	0.08	12,044,000.00	12,040,975.62	12,040,587.57	0.00	1,980.57	2/9/2022		99.975	0.081		0.081	-388.05
313313UZ9	185668	740	FFCB Disc Note	11/18/2021	0.04	20,000,000.00	19,997,022.22	19,995,600.00	0.00	977.78	4/1/2022		99.985	0.04		0.04	-1,422.22
313385J23	185686	740	FHLB Disc Note	11/19/2021	0.05	13,399,000.00	13,393,082.11	13,369,924.17	0.00	800.22	10/3/2022		99.956	0.051		0.051	-23,157.94
4497W1CE4	185916	740	ING Commercial Paper	12/16/2021	0.2	21,700,000.00	21,689,391.11	21,689,391.11	0.00	1,928.89	3/14/2022		99.951	0.203		0.203	0.00
313385YK6	185942	740	FHLB Disc Note	12/22/2021	0.157	20,000,000.00	19,984,125.56	19,982,000.00	0.00	872.22	6/22/2022		99.921	0.157		0.157	-2,125.56
740 Total						145,160,000.00	145,090,831.06	145,017,541.73	0.00	15,545.37							-73,289.33
316175108	152295	741	Fidelity Money Market Fund		0.01	0.00	0.00	0.00	0.00	2.13			100	0.01		0.01	0.00
3134GVB31	181324	741	FHLMC Callable Bond	5/29/2020	0.75	5,000,000.00	5,000,000.00	4,954,600.00	0.00	3,437.48	5/28/2025		100	0.75		0.75	-45,400.00
3136G4XV0	181645	741	FNMA Callable Bond	6/30/2020	0.73	7,000,000.00	7,000,000.00	6,899,270.00	0.00	0.00	6/30/2025		100	0.73		0.73	-100,730.00
3133EL5J9	182169	741	FFCB Callable Bond	9/4/2020	0.3	1,500,000.00	1,500,000.00	1,493,115.00	0.00	1,500.00	9/1/2023		100	0.3		0.3	-6,885.00
3135G06B4	182631	741	FNMA Callable Bond	10/28/2020	0.56	3,000,000.00	2,998,853.68	2,926,950.00	0.00	3,220.00	10/22/2025		99.95	0.57		0.57	-71,903.68
3133EMFB3	182715	741	FFCB Callable Bond	11/5/2020	0.29	4,000,000.00	4,000,000.00	3,970,000.00	0.00	1,901.11	11/2/2023	11/1/2022	100	0.29	0.29	0.29	-30,000.00
3134GXHH0	183328	741	FHLMC Callable Bond	12/30/2020	0.22	3,629,000.00	3,629,000.00	3,612,306.60	0.00	0.00	6/30/2023	3/30/2022	100	0.22	0.22	0.22	-16,693.40
3134GXKT0	183449	741	FHLMC Callable Bond	11/2/2021	0.55	5,000,000.00	5,000,000.00	4,897,200.00	0.00	12,909.72	1/12/2026		100	0.55		0.55	-102,800.00
3133EMNU2	183574	741	FFCB Callable Bond	1/27/2021	0.1	2,066,000.00	2,065,877.51	2,065,545.48	0.00	367.29	4/27/2022		99.977	0.118		0.118	-332.03
3130AKKF2	183605	741	FHLB Callable Bond	1/29/2021	0.27	3,000,000.00	3,000,000.00	2,965,290.00	0.00	2,092.50	3/28/2024		100	0.27		0.27	-34,710.00
912796C31	183606	741	U.S. Treasury Bills	1/29/2021	0.081	2,006,000.00	2,004,361.60	2,005,959.88	0.00	1,521.05	1/27/2022		99.918	0.082		0.082	1,598.28
3130ALJT2	183964	741	FHLB Step-Up Bond	3/9/2021	0.5	3,000,000.00	3,000,000.00	2,965,170.00	0.00	4,666.67	3/9/2026		100	0.5		0.5	-34,830.00
3133EMST0	183983	741															

EOM - REPORT WRITER
Investment Inventory
Sorted by Fund
December 31, 2021

CUSIP	Investment #	Fund Number	Issuer	Purchase Date	Cur Rate	Par Value	Book Value	Market Value	Pur Accr Interest	Accrued Interest	Maturity Date	Call Date	Purchase Price	YTM	YTC	YTW	Unrealized G/L
3133EMTK8	184020	741	FFCB - Bullet	3/16/2021	0.08	5,000,000.00	4,999,916.67	4,999,300.00	0.00	1,166.67	3/16/2022		99.992	0.088	0.088	0.088	-616.67
3130ALKB9	184034	741	FHLB Step-Up Bond	3/17/2021	0.75	3,000,000.00	3,000,000.00	2,971,890.00	0.00	6,500.00	3/17/2026		100	0.75	0.75	0.75	-28,110.00
3130ALM27	184071	741	FHLB Step-Up Bond	3/23/2021	0.4	3,000,000.00	3,000,000.00	2,960,460.00	0.00	3,266.67	3/23/2026		100	0.395	0.395	0.395	-39,540.00
3133EMUH3	184113	741	FFCB - Bullet	3/26/2021	0.125	5,032,000.00	5,031,379.60	5,024,200.40	0.00	1,712.28	3/23/2023		99.98	0.135	0.135	0.135	-7,179.20
3130ALPQ1	184125	741	FHLB Step-Up Bond	3/30/2021	0.5	1,075,000.00	1,075,000.00	1,067,464.25	0.00	1,343.75	3/30/2026		100	0.5	0.5	0.5	-7,535.75
3130AM7K2	184396	741	FHLB Step-Up Bond	5/6/2021	0.75	2,505,000.00	2,503,911.57	2,481,277.65	0.00	3,131.25	4/30/2026	1/30/2022	99.95	1.008	1.008	1.008	-22,633.92
3130AMHK1	184478	741	FHLB Callable Bond	5/27/2021	0.75	3,000,000.00	3,000,000.00	2,954,190.00	0.00	2,187.50	8/26/2025	2/26/2022	100	0.75	0.75	0.75	-45,810.00
912796H44	184480	741	U.S. Treasury Bills	5/27/2021	0.035	1,027,000.00	1,026,646.60	1,026,620.01	0.00	216.79	5/19/2022		99.966	0.035	0.035	0.035	-26.59
313385YA8	184607	741	FHLB Disc Note	6/15/2021	0.05	6,560,000.00	6,556,692.67	6,554,424.00	0.00	1,822.22	6/13/2022		99.95	0.051	0.051	0.051	-2,268.67
912796J42	184669	741	U.S. Treasury Bills	6/23/2021	0.077	6,011,000.00	6,006,427.13	6,007,393.40	0.00	2,452.49	6/16/2022		99.924	0.078	0.078	0.078	966.27
3130AMQA3	184677	741	FHLB Callable Bond	6/24/2021	0.65	5,000,000.00	5,000,000.00	4,931,850.00	0.00	631.94	3/24/2025		100	0.65	0.65	0.65	-68,150.00
3133EMM25	184678	741	FFCB - Bullet	6/24/2021	0.17	2,670,000.00	2,668,536.55	2,667,330.00	0.00	1,235.62	3/23/2023		99.922	0.215	0.215	0.215	-1,206.55
3130AMXH0	184712	741	FHLB Callable Bond	6/30/2021	0.6	3,000,000.00	3,000,000.00	2,974,260.00	0.00	0.00	12/30/2024		100	0.6	0.6	0.6	-25,740.00
313385XM3	184863	741	FHLB Disc Note	7/22/2021	0.05	3,521,000.00	3,519,469.34	3,518,993.03	0.00	797.12	5/31/2022		99.957	0.051	0.051	0.051	-476.31
3130AN4K3	184864	741	FHLB Step-Up Bond	7/22/2021	0.5	2,000,000.00	2,000,000.00	1,985,880.00	0.00	1,944.44	1/21/2025		100	0.713	0.713	0.713	-14,120.00
3130ANGN4	185016	741	FHLB Step-Up Bond	8/18/2021	0.35	3,000,000.00	2,998,658.33	2,977,470.00	0.00	3,879.17	2/18/2025	2/18/2022	99.95	0.698	0.45	0.45	-21,188.33
3130AJXD6	185030	741	FHLB - Bullet	8/19/2021	0.125	2,010,000.00	2,006,721.82	1,992,171.30	0.00	788.65	9/8/2023		99.801	0.222	0.222	0.222	-14,550.52
313385VW2	185095	741	FHLB Disc Note	8/31/2021	0.05	2,508,000.00	2,507,101.30	2,506,695.84	0.00	428.45	5/16/2022		99.964	0.051	0.051	0.051	-405.46
3133EM3C4	185114	741	FFCB - Bullet	9/1/2021	0.1	6,000,000.00	5,999,912.58	5,998,980.00	0.00	633.33	11/23/2022		99.998	0.102	0.102	0.102	-932.58
313313VT2	185185	741	FFCB Disc Note	9/10/2021	0.05	3,000,000.00	2,999,079.17	2,999,220.00	0.00	470.83	4/19/2022		99.969	0.051	0.051	0.051	140.83
3133EM4P4	185196	741	FFCB - Bullet	9/14/2021	0.15	4,000,000.00	3,999,675.09	3,993,640.00	0.00	1,283.33	4/14/2023		99.99	0.156	0.156	0.156	-6,035.09
3133EM5T5	185258	741	FFCB - Bullet	9/22/2021	0.07	5,000,000.00	4,999,792.09	4,998,600.00	9.72	972.22	9/21/2022		99.994	0.076	0.076	0.076	-1,192.09
313313SX7	185259	741	FFCB Disc Note	9/22/2021	0.03	5,000,000.00	4,999,412.50	4,999,900.00	0.00	420.83	2/10/2022		99.988	0.03	0.03	0.03	487.50
912796J42	185260	741	U.S. Treasury Bills	9/22/2021	0.05	1,316,000.00	1,315,516.86	1,315,210.40	0.00	182.76	6/16/2022		99.963	0.05	0.05	0.05	-306.46
3130APB07	185293	741	FHLB Callable Bond	9/28/2021	0.7	4,000,000.00	3,998,703.33	3,952,120.00	0.00	7,233.33	3/28/2025	3/28/2022	99.965	0.71	0.71	0.71	-46,583.33
3130ANYM6	185315	741	FHLB - Bullet	9/30/2021	0.125	4,020,000.00	4,010,616.62	3,985,186.80	279.17	1,549.38	8/28/2023		99.723	0.27	0.27	0.27	-25,429.82
313385US3	185316	741	FHLB Disc Note	9/30/2021	0.04	2,907,000.00	2,906,431.52	2,906,680.23	0.00	300.39	3/25/2022		99.98	0.041	0.041	0.041	248.71
3130APDK8	185317	741	FHLB Callable Bond	9/30/2021	1.1	2,000,000.00	2,000,000.00	1,983,680.00	0.00	5,500.00	9/30/2026	3/30/2022	100	1.1	1.1	1.1	-16,320.00
912796N47	185365	741	U.S. Treasury Bills	10/7/2021	0.056	7,080,000.00	7,077,995.57	7,078,654.80	0.00	947.15	4/7/2022		99.972	0.057	0.057	0.057	659.23
91411UAK1	185452	741	University of California Commercial Paper	10/21/2021	0.09	5,000,000.00	4,998,875.00	4,998,875.00	0.00	900.00	1/19/2022		99.978	0.09	0.09	0.09	0.00
912796M89	185453	741	U.S. Treasury Bills	10/21/2021	0.093	3,717,000.00	3,713,631.99	3,709,714.68	0.00	692.85	10/6/2022		99.909	0.095	0.095	0.095	-3,917.31
313313D96	185508	741	FFCB Disc Note	10/29/2021	0.11	5,015,000.00	5,010,310.98	5,007,026.15	0.00	980.71	8/31/2022		99.907	0.112	0.112	0.112	-3,284.83
62479MC27	185818	741	MUFG Commercial Paper	12/3/2021	0.13	3,058,000.00	3,057,017.19	3,057,017.19	0.00	320.24	3/2/2022		99.968	0.132	0.132	0.132	0.00
		741 Total				164,498,000.00	164,449,254.25	163,597,441.74	288.89	89,351.37							-851,812.51
316175I08	164540	742	Fidelity Money Market Fund	1/1/2020	0.013	56,000.00	56,000.00	56,000.00	0.00	0.62			100	0.013	0.013	0.013	0.00
		742 Total				56,000.00	56,000.00	56,000.00	0.00	0.62							0.00
825252869	151209	756	Invesco Money Market Fund		0.01	0.00	0.00	0.00	0.00	0.00			100	0.01	0.01	0.01	0.00
09248U700	184144	756	BlackRock Money Market Fund	3/31/2021	0.025	1,414,700.00	1,414,700.00	1,414,700.00	0.00	30.20			100	0.025	0.025	0.025	0.00
		756 Total				1,414,700.00	1,414,700.00	1,414,700.00	0.00	30.20							0.00
825252869	151210	760	Invesco Money Market Fund		0.01	0.00	0.00	0.00	0.00	0.00			100	0.01	0.01	0.01	0.00
912796C31	183700	760	U.S. Treasury Bills	2/9/2021	0.068	6,655,000.00	6,650,607.70	6,654,866.90	0.00	4,067.87	1/27/2022		99.934	0.068	0.068	0.068	4,259.20
3133EMPR7	183727	760	FFCB - Bullet	2/11/2021	0.1	2,843,000.00	2,843,000.00	2,839,758.98	0.00	1,176.69	8/2/2022		100	0.1	0.1	0.1	-3,241.02
3133EMPR7	183937	760	FFCB - Bullet	3/4/2021	0.1	3,259,000.00	3,259,000.00	3,255,284.74	0.00	1,348.86	8/2/2022		100	0.1	0.1	0.1	-3,715.26
09248U700	184450	760	BlackRock Money Market Fund	5/20/2021	0.025	0.00	0.00	0.00	0.00	0.00			100	0.025	0.025	0.025	0.00
912796H44	184470	760	U.S. Treasury Bills	5/26/2021	0.037	3,146,000.00	3,144,833.06	3,144,835.98	0.00	717.11	5/19/2022		99.963	0.038	0.038	0.038	2.92
912796H44	184476	760	U.S. Treasury Bills	5/27/2021	0.04	257,000.00	256,898.82	256,904.91	0.00	62.07	5/19/2022		99.961	0.04	0.04	0.04	6.09
912796H44	184543	760	U.S. Treasury Bills	6/3/2021	0.042	62,000.00	61,974.56	61,977.06	0.00	15.41	5/19/2022		99.959	0.043	0.043	0.043	2.50
3133EMK68	184609	760	FFCB - Bullet	6/16/2021	0.08	2,058,000.00	2,058,000.00	2,057,588.40	0.00	480.20	9/16/2022		100	0.08	0.08	0.08	-411.60
313313YD4	184836	760	FFCB Disc Note	7/16/2021	0.07	2,000,000.00	1,998,697.22	1,998,280.00	0.00	657.22	6/16/2022		99.935	0.071	0.071	0.071	-417.22
3133EMX56	184898	760	FFCB - Bullet	7/29/2021	0.1	2,675,000.00	2,675,000.00	2,674,812.75	0.00	468.13	10/28/2022		100	0.1	0.1	0.1	-187.25
912796K57	184902	760	U.S. Treasury Bills	7/30/2021	0.06	2,078,000.00	2,076,791.30	2,076,005.12	0.00	536.82	7/14/2022		99.942	0.061	0.061	0.061	-786.18
48306BAC9	184939	760	Kaiser Foundation Commercial Paper	8/5/2021	0.12	1,838,000.00	1,837,019.73	1,837,019.73	0.00	912.88	1/12/2022		99.947	0.12	0.12	0.12	0.00
48306BAC9	184947	760	Kaiser Foundation Commercial Paper	8/6/2021	0.12	3,001,000.00	2,999,409.47	2,999,409.47	0.00	1,480.49	1/12/2022		99.947	0.12	0.12	0.12	0.00
313313YZ5	185068	760	FFCB Disc Note	8/26/2021	0.07	5,000,000.00	4,996,947.22	4,994,400.00	0.00	1,244.45	7/6/2022		99.939	0.071	0.071	0.071	-2,547.22
912796J42	185209	760	U.S. Treasury Bills	9/15/2021	0.06	210,000.00	209,904.90	209,874.00	0.00	37.48	6/16/2022		99.955	0.06	0.06	0.06	-30.90
912796J42	185222	760	U.S. Treasury Bills	9/16/2021	0.057	916,200.00	915,803.97	915,650.28	0.00	155.22	6/16/2022		99.957	0.058	0.058	0.058	-153.69

EOM - REPORT WRITER
Investment Inventory
Sorted by Fund
December 31, 2021

CUSIP	Investment #	Fund Number	Issuer	Purchase Date	Cur Rate	Par Value	Book Value	Market Value	Pur Accr Interest	Accrued Interest	Maturity Date	Call Date	Purchase Price	YTM	YTC	YTW	Unrealized G/L
0728DAR1	185245	760	Baylor, Scott & White Commercial Paper	9/21/2021	0.09	6,500,000.00	6,497,952.50	6,498,429.15	0.00	1,657.50	1/25/2022		99.969	0.09		0.09	476.65
912796J42	185246	760	U.S. Treasury Bills	9/21/2021	0.05	1,689,000.00	1,688,371.32	1,687,986.60	0.00	239.27	6/16/2022		99.963	0.051		0.051	-384.72
3133EM5T5	185261	760	FFCB - Bullet	9/22/2021	0.07	2,555,000.00	2,554,893.76	2,554,284.60	4.97	496.81	9/21/2022		99.994	0.076		0.076	-609.16
912796M71	185307	760	U.S. Treasury Bills	9/30/2021	0.071	5,046,000.00	5,042,576.91	5,038,330.08	0.00	928.13	9/8/2022		99.932	0.072		0.072	-4,246.83
912796L64	185313	760	U.S. Treasury Bills	9/30/2021	0.068	115,000.00	114,931.37	114,860.85	0.00	20.26	8/11/2022		99.94	0.069		0.069	-70.52
313313F78	185334	760	FFCB Disc Note	10/4/2021	0.09	4,000,000.00	3,996,550.00	3,992,480.00	0.00	890.00	9/14/2022		99.914	0.091		0.091	-4,070.00
313313SU3	185346	760	FFCB Disc Note	10/5/2021	0.04	10,000,000.00	9,998,611.11	9,999,800.00	0.00	977.78	2/7/2022		99.986	0.041		0.041	1,188.89
313385RY4	185347	760	FHLLB Disc Note	10/5/2021	0.04	15,000,000.00	14,998,250.00	15,000,000.00	0.00	1,466.67	1/18/2022		99.988	0.041		0.041	1,750.00
912796M89	185361	760	U.S. Treasury Bills	10/7/2021	0.087	6,000,000.00	5,994,722.00	5,988,240.00	0.00	1,247.00	10/6/2022		99.912	0.088		0.088	-6,482.00
313385VE3	185370	760	FHLLB Disc Note	10/8/2021	0.053	5,107,000.00	5,105,646.64	5,105,825.39	0.00	639.09	4/6/2022		99.973	0.054		0.054	178.75
313313WG9	185371	760	FFCB Disc Note	10/8/2021	0.06	5,000,000.00	4,998,283.33	4,997,700.00	0.00	708.33	5/2/2022		99.966	0.061		0.061	-583.33
912796M89	185397	760	U.S. Treasury Bills	10/14/2021	0.09	5,197,000.00	5,192,361.68	5,186,813.88	0.00	1,026.41	10/6/2022		99.911	0.091		0.091	-5,547.80
912796M89	185447	760	U.S. Treasury Bills	10/11/2021	0.093	778,000.00	777,300.34	776,475.12	0.00	143.93	10/6/2022		99.91	0.094		0.094	-825.22
912796M89	185498	760	U.S. Treasury Bills	10/28/2021	0.126	311,000.00	310,627.53	310,390.44	0.00	70.58	10/6/2022		99.88	0.128		0.128	-237.09
313313D96	185507	760	FFCB Disc Note	10/29/2021	0.11	5,005,000.00	5,000,320.33	4,997,042.05	0.00	978.75	8/31/2022		99.907	0.112		0.112	-3,278.28
912796M89	185557	760	U.S. Treasury Bills	11/4/2021	0.124	364,000.00	363,578.73	363,286.56	0.00	72.72	10/6/2022		99.884	0.126		0.126	-292.17
912796P29	185586	760	U.S. Treasury Bills	11/9/2021	0.051	175,500.00	175,461.59	175,463.15	0.00	13.05	4/14/2022		99.978	0.051		0.051	1.56
912796M89	185608	760	U.S. Treasury Bills	11/12/2021	0.125	5,432,000.00	5,425,833.35	5,421,353.28	0.00	940.04	10/6/2022		99.886	0.126		0.126	-4,480.07
912796M89	185661	760	U.S. Treasury Bills	11/18/2021	0.123	73,000.00	72,920.01	72,856.92	0.00	10.93	10/6/2022		99.89	0.124		0.124	-63.09
912796S75	185723	760	U.S. Treasury Bills	11/24/2021	0.05	200.00	199.97	199.97	0.00	0.01	3/8/2022		99.986	0.051		0.051	0.01
912796M89	185805	760	U.S. Treasury Bills	12/2/2021	0.184	1,360,000.00	1,357,859.06	1,357,334.40	0.00	208.53	10/6/2022		99.843	0.187		0.187	-524.66
912796L98	185815	760	U.S. Treasury Bills	12/3/2021	0.044	2,000,000.00	1,999,782.50	1,999,840.00	0.00	70.08	3/3/2022		99.989	0.044		0.044	57.50
912796L72	185862	760	U.S. Treasury Bills	12/9/2021	0.047	521,000.00	520,957.60	520,984.37	0.00	15.48	2/10/2022		99.992	0.047		0.047	26.77
313385TF3	185914	760	FHLLB Disc Note	12/16/2021	0.035	6,854,000.00	6,853,573.53	6,853,794.38	0.00	106.62	2/18/2022		99.994	0.035		0.035	220.85
313385UK0	185925	760	FHLLB Disc Note	12/17/2021	0.04	13,757,000.00	13,755,609.01	13,755,624.30	0.00	229.28	3/18/2022		99.99	0.04		0.04	15.29
46640QC74	185929	760	J.P. Morgan Commercial Paper	12/20/2021	0.22	15,075,000.00	15,067,906.38	15,067,906.38	0.00	1,105.50	3/7/2022		99.953	0.223		0.223	0.00
912796M89	185940	760	U.S. Treasury Bills	12/22/2021	0.205	2,613,000.00	2,608,714.68	2,607,878.52	0.00	148.80	10/6/2022		99.836	0.208		0.208	-836.16
912796M89	185949	760	U.S. Treasury Bills	12/23/2021	0.205	397,000.00	396,351.18	396,221.88	0.00	20.35	10/6/2022		99.837	0.208		0.208	-129.30
912796M89	185985	760	U.S. Treasury Bills	12/30/2021	0.245	1,008,000.00	1,006,079.20	1,006,024.32	0.00	13.72	10/6/2022		99.809	0.249		0.249	-54.88
912796M89	185986	760	U.S. Treasury Bills	12/30/2021	0.2	63,000.00	62,902.00	62,876.52	0.00	0.70	10/6/2022		99.844	0.203		0.203	-25.48
760 Total						157,993,900.00	157,923,015.56	157,886,971.44	4.97	27,807.22							-36,044.12
825252869	151212	779	Invesco Money Market Fund		0.01	0.00	0.00	0.00	0.00	0.00			100	0.01		0.01	0.00
09248U700	184264	779	BlackRock Money Market Fund	4/15/2021	0.025	2,628,300.00	2,628,300.00	2,628,300.00	0.00	27.37			100	0.025		0.025	0.00
313313TS7	184660	779	FFCB Disc Note	6/22/2021	0.06	1,897,000.00	1,896,203.26	1,896,848.24	0.00	610.20	3/1/2022		99.958	0.061		0.061	644.98
0728DA67	185151	779	Baylor, Scott & White Commercial Paper	9/8/2021	0.1	414,000.00	413,862.00	413,862.00	0.00	132.25	1/6/2022		99.967	0.1		0.1	0.00
313385TL0	185158	779	FHLLB Disc Note	9/8/2021	0.045	868,000.00	867,817.72	867,973.96	0.00	124.78	2/23/2022		99.979	0.046		0.046	156.24
912796Q51	185159	779	U.S. Treasury Bills	9/8/2021	0.04	1,926,000.00	1,925,747.48	1,925,884.44	0.00	246.10	1/4/2022		99.977	0.041		0.041	136.96
313385UA2	185172	779	FHLLB Disc Note	9/9/2021	0.045	1,386,000.00	1,385,686.42	1,385,875.26	0.00	197.50	3/9/2022		99.977	0.045		0.045	188.84
912796J42	185223	779	U.S. Treasury Bills	9/16/2021	0.057	2,701,800.00	2,700,632.15	2,700,178.92	0.00	457.73	6/16/2022		99.957	0.058		0.058	-453.23
313385UQ7	185325	779	FHLLB Disc Note	10/1/2021	0.045	1,457,000.00	1,456,684.92	1,456,839.73	0.00	167.56	3/23/2022		99.978	0.046		0.046	154.81
313313TD0	185333	779	FFCB Disc Note	10/4/2021	0.04	3,000,000.00	2,999,550.00	2,999,940.00	0.00	296.67	2/16/2022		99.985	0.041		0.041	390.00
912796Q69	185358	779	U.S. Treasury Bills	10/6/2021	0.031	2,556,000.00	2,555,786.50	2,556,000.00	0.00	191.49	1/11/2022		99.992	0.031		0.031	213.50
912796D30	185386	779	U.S. Treasury Bills	10/13/2021	0.051	1,002,000.00	1,001,811.65	1,001,959.92	0.00	112.45	2/24/2022		99.981	0.051		0.051	148.27
912796N39	185439	779	U.S. Treasury Bills	10/20/2021	0.049	1,688,000.00	1,687,629.32	1,687,780.56	0.00	167.03	3/31/2022		99.978	0.049		0.049	151.24
313385SG2	185499	779	FHLLB Disc Note	10/28/2021	0.045	2,000,000.00	1,999,775.00	1,999,980.00	0.00	162.50	1/26/2022		99.989	0.046		0.046	205.00
313385VU7	185500	779	FHLLB Disc Note	10/28/2021	0.045	2,003,000.00	2,002,564.35	2,002,459.19	0.00	162.74	4/20/2022		99.978	0.046		0.046	-105.16
313385WJ1	185543	779	FHLLB Disc Note	11/3/2021	0.06	2,000,000.00	1,999,393.33	1,999,060.00	0.00	196.67	5/4/2022		99.97	0.061		0.061	-333.33
912796N47	185544	779	U.S. Treasury Bills	11/3/2021	0.052	1,982,000.00	1,981,557.11	1,981,623.42	0.00	168.58	4/7/2022		99.978	0.053		0.053	66.31
912796P29	185555	779	U.S. Treasury Bills	11/4/2021	0.049	2,000,000.00	1,999,561.72	1,999,580.00	0.00	157.89	4/14/2022		99.978	0.05		0.05	18.28
912796P45	185556	779	U.S. Treasury Bills	11/4/2021	0.063	2,052,000.00	2,051,351.63	2,051,445.96	0.00	206.62	5/5/2022		99.968	0.063		0.063	94.33
912796P29	185587	779	U.S. Treasury Bills	11/9/2021	0.051	922,500.00	922,298.13	922,306.28	0.00	68.58	4/14/2022		99.978	0.051		0.051	8.15
313589SP9	185642	779	FNMA Disc Note	11/17/2021	0.035	500,000.00	499,962.57	499,990.00	0.00	21.87	2/2/2022		99.993	0.035		0.035	27.43
912796N47	185662	779	U.S. Treasury Bills	11/18/2021	0.04	857,000.00	856,866.69	856,837.17	0.00	41.90	4/7/2022		99.984	0.041		0.041	-29.52
912796P29	185683	779	U.S. Treasury Bills	11/19/2021	0.053	800,000.00	799,829.67	799,832.00	0.00	50.17	4/14/2022		99.979	0.053		0.053	2.33
912796S75	185730																

EOM - REPORT WRITER
Investment Inventory
Sorted by Fund
December 31, 2021

CUSIP	Investment #	Fund Number	Issuer	Purchase Date	Cur Rate	Par Value	Book Value	Market Value	Pur Accr Interest	Accrued Interest	Maturity Date	Call Date	Purchase Price	YTM	YTC	YTW	Unrealized G/L
316175108	177171	1075	Fidelity Money Market Fund		0.01	0.00	0.00	0.00	0.00	0.00			100	0.01		0.01	0.00
		1075 Total				0.00	0.00	0.00	0.00	0.00							0.00
316175108	177172	1076	Fidelity Money Market Fund		0.01	0.00	0.00	0.00	0.00	0.00			100	0.01		0.01	0.00
		1076 Total				0.00	0.00	0.00	0.00	0.00							0.00
316175108	178593	1077	Fidelity Money Market Fund		0.013	0.00	0.00	0.00	0.00	0.00			100	0.013		0.013	0.00
		1077 Total				0.00	0.00	0.00	0.00	0.00							0.00
316175108	178594	1078	Fidelity Money Market Fund		0.009	0.00	0.00	0.00	0.00	0.00			100	0.009		0.009	0.00
		1078 Total				0.00	0.00	0.00	0.00	0.00							0.00
316175108	178595	1079	Fidelity Money Market Fund		0.01	0.00	0.00	0.00	0.00	0.00			100	0.01		0.01	0.00
		1079 Total				0.00	0.00	0.00	0.00	0.00							0.00
09248U700	183245	1082	BlackRock Money Market Fund	12/17/2020	0.026	66,585.00	66,585.00	66,585.00	0.00	1.42			100	0.026		0.026	0.00
		1082 Total				66,585.00	66,585.00	66,585.00	0.00	1.42							0.00
09248U700	183246	1083	BlackRock Money Market Fund	12/17/2020	0.026	27,955.00	27,955.00	27,955.00	0.00	0.60			100	0.026		0.026	0.00
		1083 Total				27,955.00	27,955.00	27,955.00	0.00	0.60							0.00
9AMMF05B2	184160	1084	U.S. Bank Interest Bearing Acct	12/15/2020	0.01	0.00	0.00	0.00	0.00	0.00			100	0.01		0.01	0.00
316175108	184180	1084	Fidelity Money Market Fund	4/5/2021	0.01	0.00	0.00	0.00	0.00	0.00			100	0.01		0.01	0.00
		1084 Total				0.00	0.00	0.00	0.00	0.00							0.00
316175108	184072	1085	Fidelity Money Market Fund	10/1/2020	0.01	10,245,300.00	10,245,300.00	10,245,300.00	0.00	44.98			100	0.01		0.01	0.00
62479MA37	185812	1085	MUFG Commercial Paper	12/2/2021	0.09	7,220,000.00	7,219,422.40	7,219,422.40	0.00	541.50	1/3/2022		99.992	0.091		0.091	0.00
		1085 Total				17,465,300.00	17,464,722.40	17,464,722.40	0.00	586.48							0.00
316175108	184073	1086	Fidelity Money Market Fund	10/1/2020	0.01	0.00	0.00	0.00	0.00	0.00			100	0.01		0.01	0.00
3133EMUU4	184143	1086	FFCB - Bullet	3/31/2021	0.12	2,000,000.00	1,999,835.45	1,999,900.00	0.00	213.33	11/29/2022		99.985	0.129		0.129	64.55
912796K65	185525	1086	U.S. Treasury Bills	11/2/2021	0.055	7,002,000.00	7,001,303.40	7,002,000.00	0.00	643.02	1/6/2022		99.99	0.056		0.056	696.60
89233HAK0	185667	1086	Toyota Commercial Paper	11/18/2021	0.1	3,778,000.00	3,777,349.34	3,777,349.34	0.00	461.76	1/19/2022		99.983	0.101		0.101	0.00
912796K81	185768	1086	U.S. Treasury Bills	11/30/2021	0.039	2,000.00	1,999.89	1,999.98	0.00	0.07	1/20/2022		99.994	0.04		0.04	0.09
		1086 Total				12,782,000.00	12,780,488.08	12,781,249.32	0.00	1,318.18							761.24
316175108	184074	1087	Fidelity Money Market Fund	10/1/2020	0.01	0.00	0.00	0.00	0.00	0.00			100	0.01		0.01	0.00
		1087 Total				0.00	0.00	0.00	0.00	0.00							0.00
09248U700	184076	1088	BlackRock Money Market Fund	3/18/2021	0.025	4,433,100.00	4,433,100.00	4,433,100.00	0.00	57.05			100	0.025		0.025	0.00
		1088 Total				4,433,100.00	4,433,100.00	4,433,100.00	0.00	57.05							0.00
09248U700	184077	1089	BlackRock Money Market Fund	3/18/2021	0.035	0.00	0.00	0.00	0.00	0.00			100	0.035		0.035	0.00
316175108	184191	1089	Fidelity Money Market Fund	4/6/2021	0.01	0.00	0.00	0.00	0.00	0.00			100	0.01		0.01	0.00
		1089 Total				0.00	0.00	0.00	0.00	0.00							0.00
Grand Total						8,467,593,041.75	8,465,368,906.41	8,449,857,017.32	760.52	1,901,555.89							-15,511,889.09