



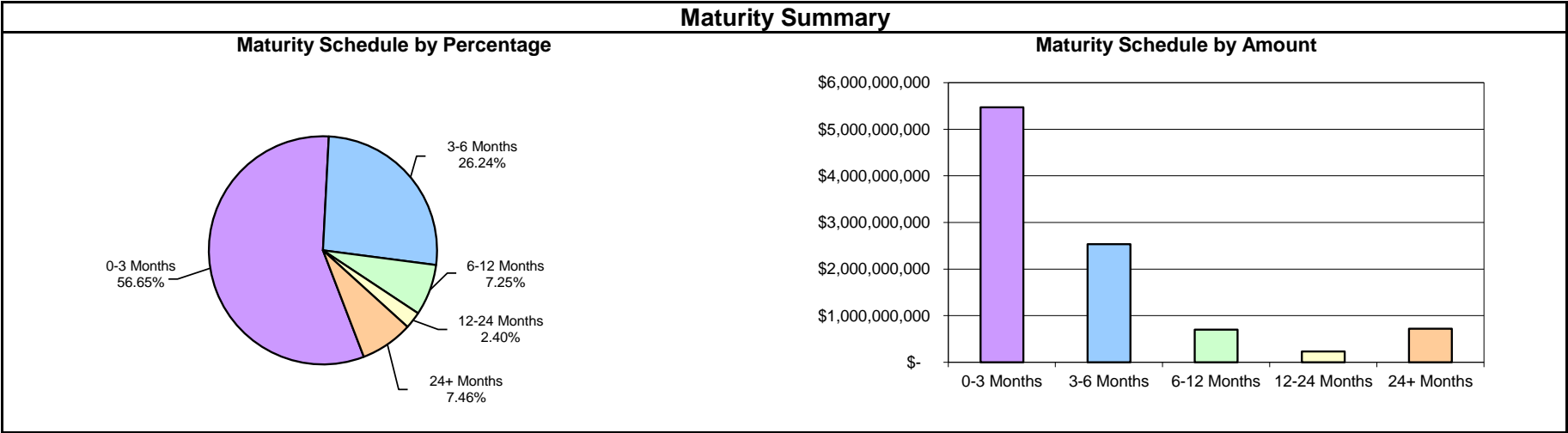
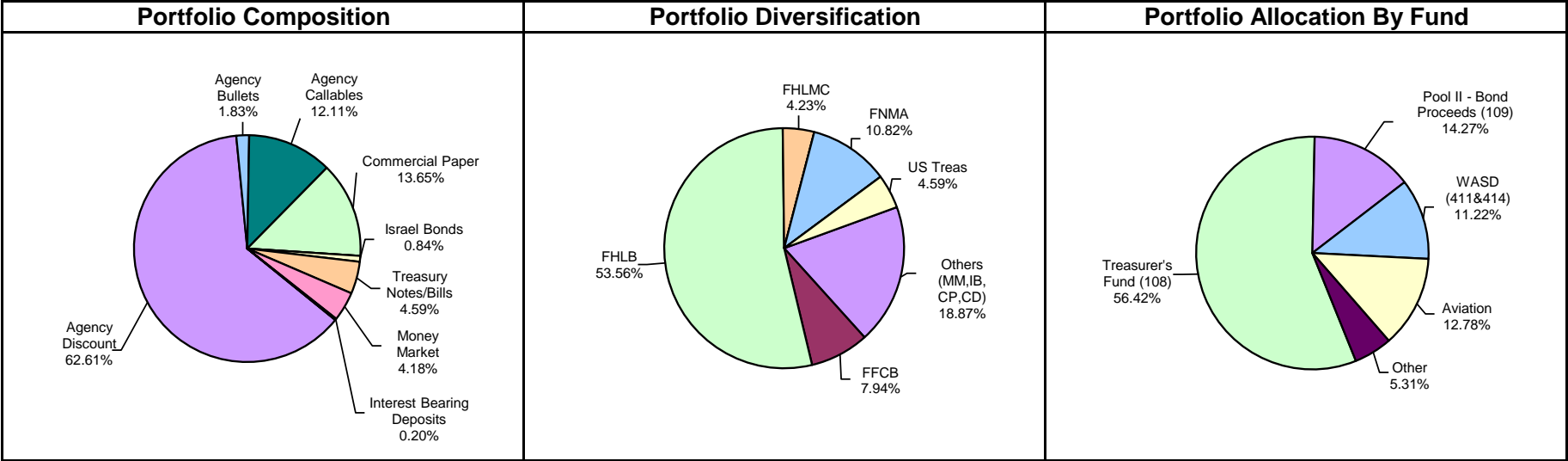
**Monthly Summary Investment Report**

**For the Period Ended**

**December 31, 2022**



**Miami-Dade County  
Total Portfolio Summary  
December 31, 2022**



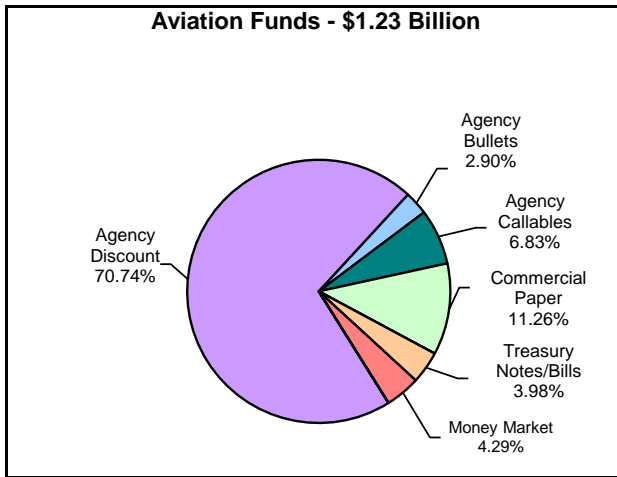
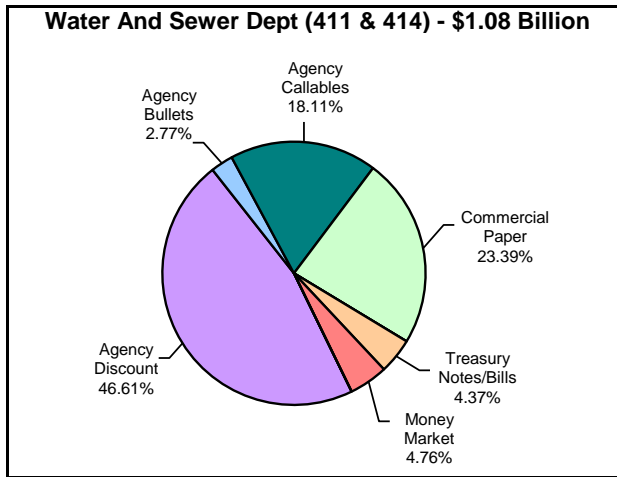
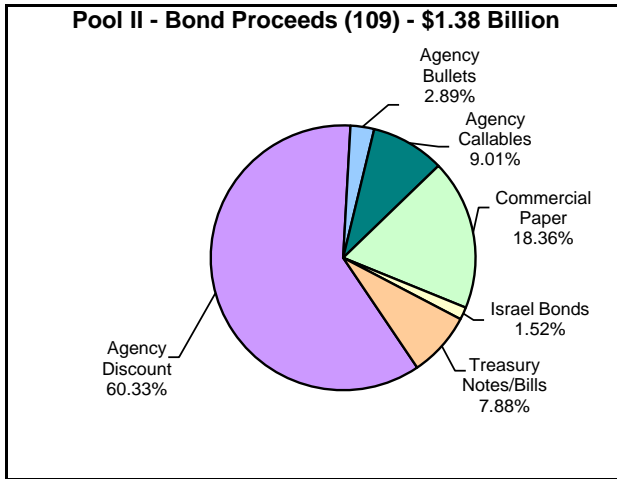
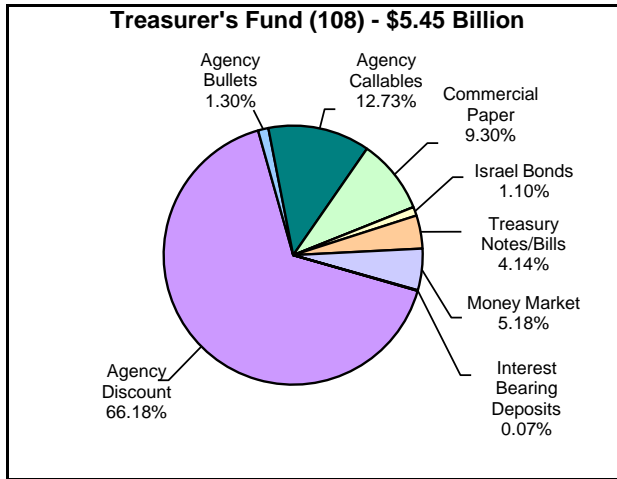
**Miami-Dade County  
Summary Statement  
December 31, 2022**

Portfolio Summary						
	Current 12/31/2022	Previous Month 11/30/2022	Change from Prior Month	Previous Quarter 9/30/2022	Change from Prior Quarter	
Par Value	\$ 9,769,831,106.33	\$ 11,574,189,456.32	\$(1,804,358,349.99)	\$ 8,029,655,463.22	\$ 1,740,175,643.11	
Book Value	\$ 9,660,384,647.11	\$ 11,491,613,611.47	\$(1,831,228,964.36)	\$ 7,977,239,186.22	\$ 1,683,145,460.89	
Market Value	\$ 9,607,209,008.20	\$ 11,424,574,627.45	\$(1,817,365,619.25)	\$ 7,892,742,936.16	\$ 1,714,466,072.04	
Market Value as a % of Book Value	99.45%	99.42%	0.03%	98.94%	0.51%	
Accrued Interest	\$ 47,688,702.28	\$ 37,766,332.57	\$ 9,922,369.71	\$ 20,753,322.08	\$ 26,935,380.20	
Total Value (Market Value+ Accrued Interest)	\$ 9,654,897,710.48	\$ 11,462,340,960.02	\$(1,807,443,249.54)	\$ 7,913,496,258.24	\$ 1,741,401,452.24	
Interest Earned (Current Month)	\$ 31,264,249.46	\$ 21,691,405.92	\$ 9,572,843.54	\$ 12,650,076.60	\$ 18,614,172.86	
Interest Earned Fiscal YTD (10/1 - 9/30)	\$ 69,553,198.59	\$ 38,288,949.13	\$ 31,264,249.46	\$ 47,276,897.58	\$ 69,553,198.59	
Unrealized Gain (Loss)	\$ (53,175,638.91)	\$ (67,038,984.02)	\$ 13,863,345.11	\$ (84,496,250.06)	\$ 31,320,611.15	
Weighted Average Days to Maturity	160	129.0	31.0	189.0	-29.0	
Weighted Average Days to Call	78.0	73.0	5.0	65.0	13.0	
Yield to Maturity	3.71%	3.36%	0.35%	2.28%	1.43%	
Earned Income Yield for Period	3.58%	3.11%	0.47%	2.05%	1.53%	
Earned Income Yield for Year to Date	3.17%	2.89%	0.28%	0.61%	2.56%	

Yield Maturity Breakdown	Policy Compliance															
	Security Type	% Limit	Current %	Result												
<table border="1"> <caption>Yield Maturity Breakdown Data</caption> <thead> <tr> <th>Term</th> <th>Yield</th> </tr> </thead> <tbody> <tr> <td>0-3 Months</td> <td>3.92%</td> </tr> <tr> <td>3-6 Months</td> <td>4.25%</td> </tr> <tr> <td>6-12 Months</td> <td>4.02%</td> </tr> <tr> <td>12-24 Months</td> <td>1.44%</td> </tr> <tr> <td>24+ Months</td> <td>0.68%</td> </tr> </tbody> </table>	Term	Yield	0-3 Months	3.92%	3-6 Months	4.25%	6-12 Months	4.02%	12-24 Months	1.44%	24+ Months	0.68%	Treasuries	100%	4.59%	PASS
	Term	Yield														
	0-3 Months	3.92%														
	3-6 Months	4.25%														
	6-12 Months	4.02%														
12-24 Months	1.44%															
24+ Months	0.68%															
Agencies	100%	64.44%	PASS													
Agency Callables	25%	12.11%	PASS													
Commercial Paper	50%	13.65%	PASS													
-CP Single Issuer Max	5%	2.21%	PASS													
Israel Bonds	3%	0.84%	PASS													
Time Deposits	20%	0.00%	PASS													
SBA/Investment Pools	50%	0.00%	PASS													
Money Market Funds	30%	4.18%	PASS													
Interest Bearing Deposit	20%	0.20%	PASS													
Open/Closed End Funds	5%	0.00%	PASS													

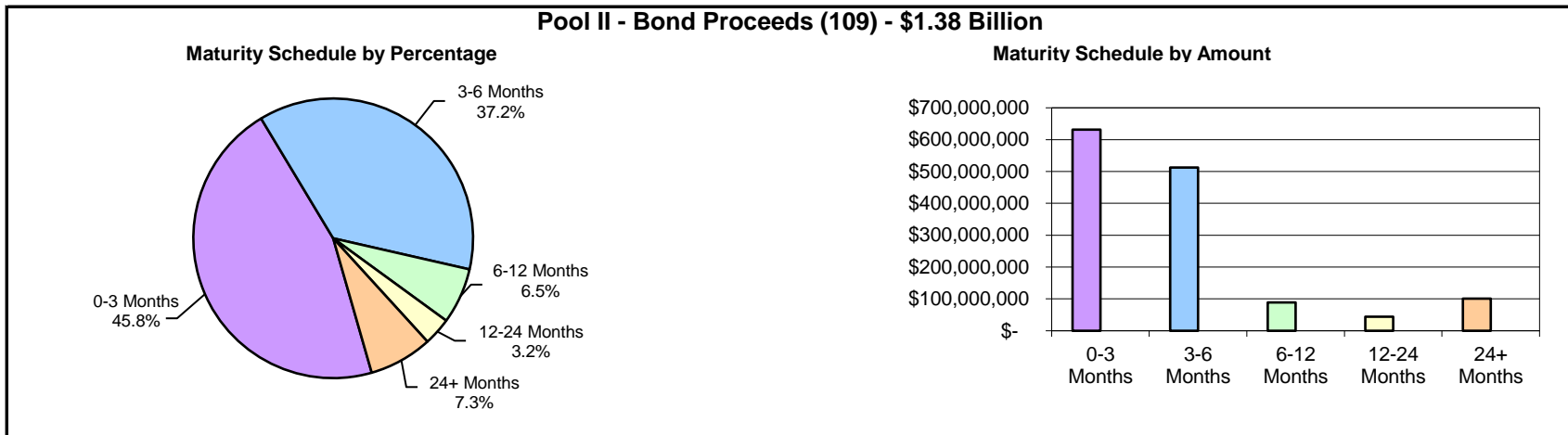
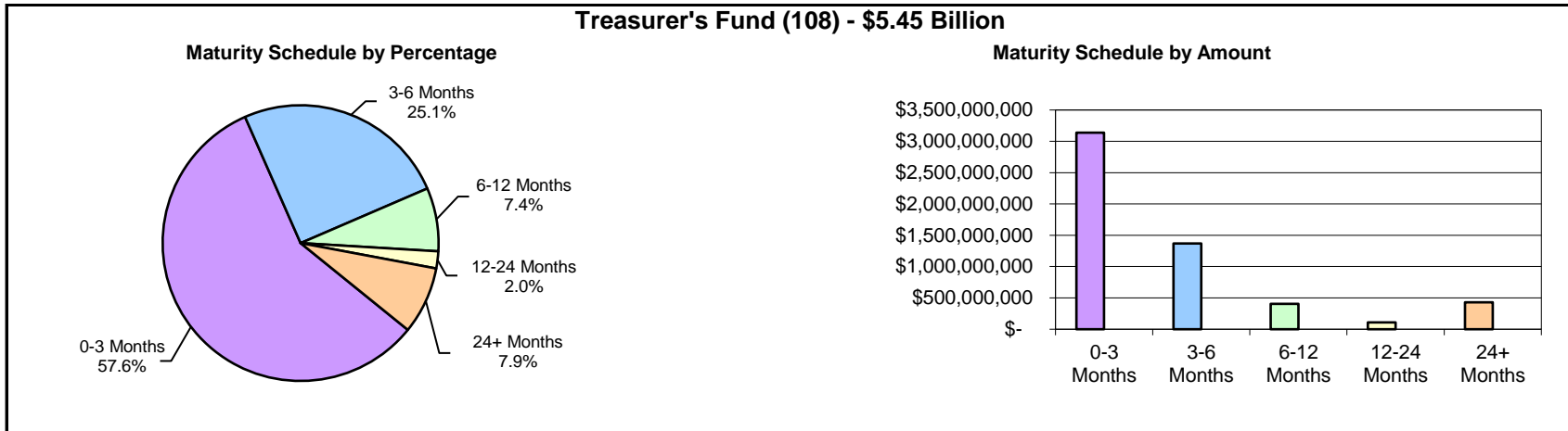
Note: The County currently holds \$142. million in cash deposits with Wells Fargo Bank. They are not included in the investment portfolio data presented here.

**Miami-Dade County  
Portfolio Composition  
December 31, 2022**

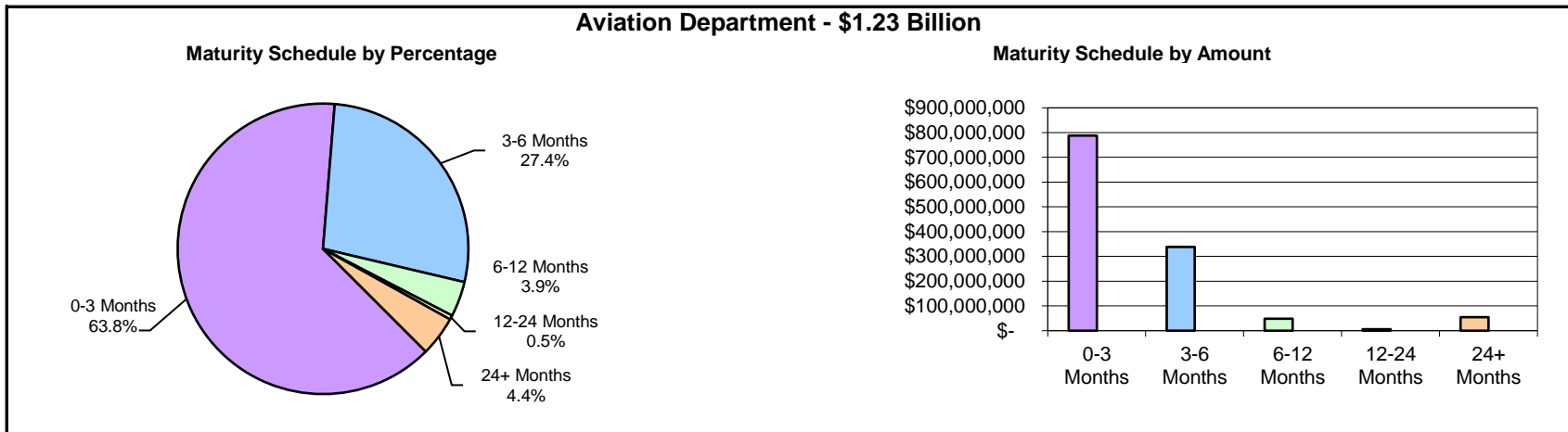
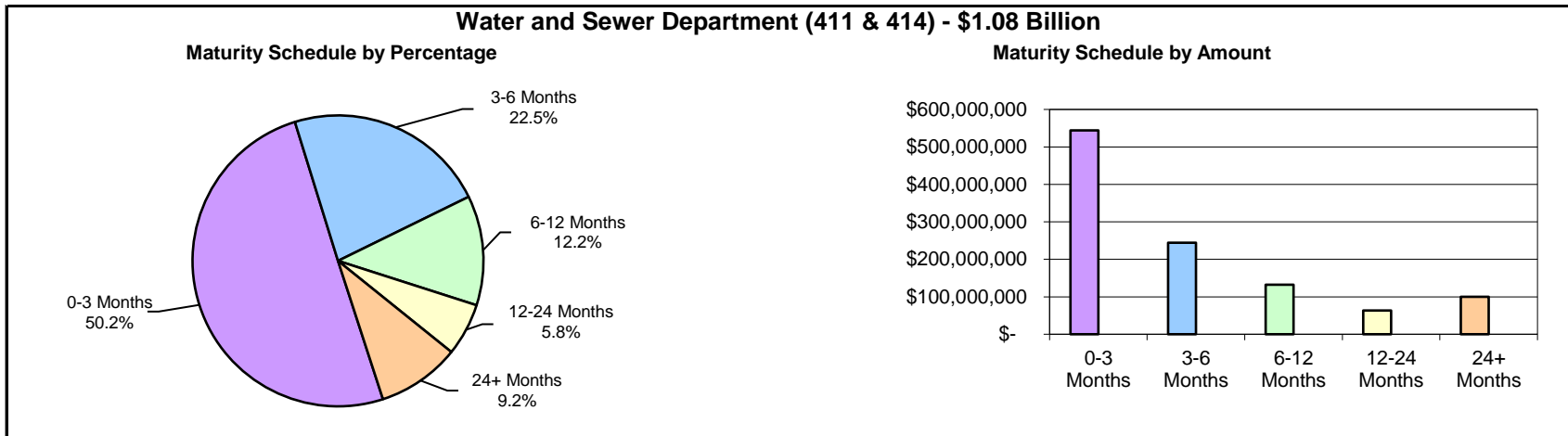


Note: Graphs above do not include miscellaneous funds totaling \$513 million and representing 5.3% of the portfolio.

## Miami-Dade County Maturity Breakdown December 31, 2022

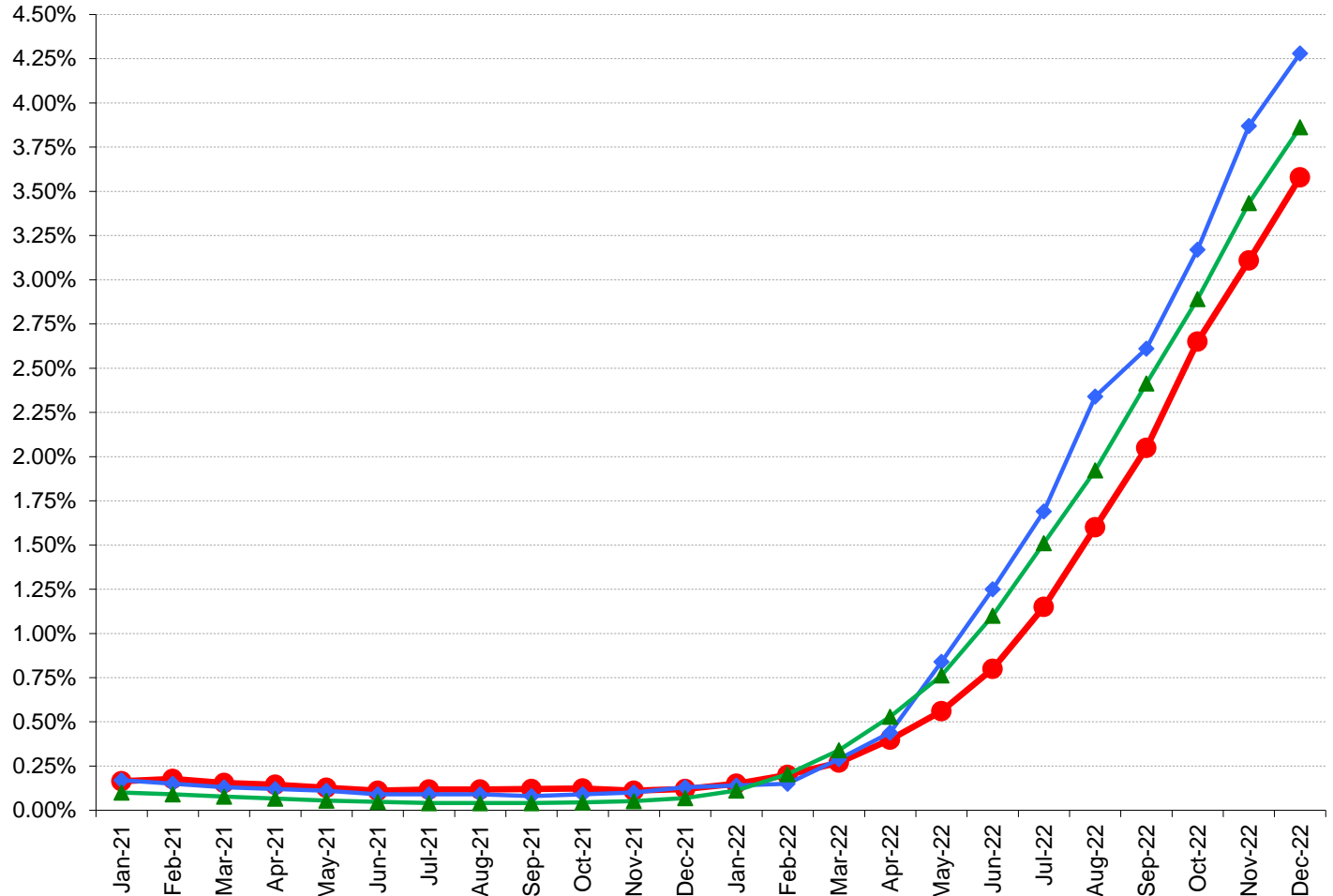


## Miami-Dade County Maturity Breakdown December 31, 2022



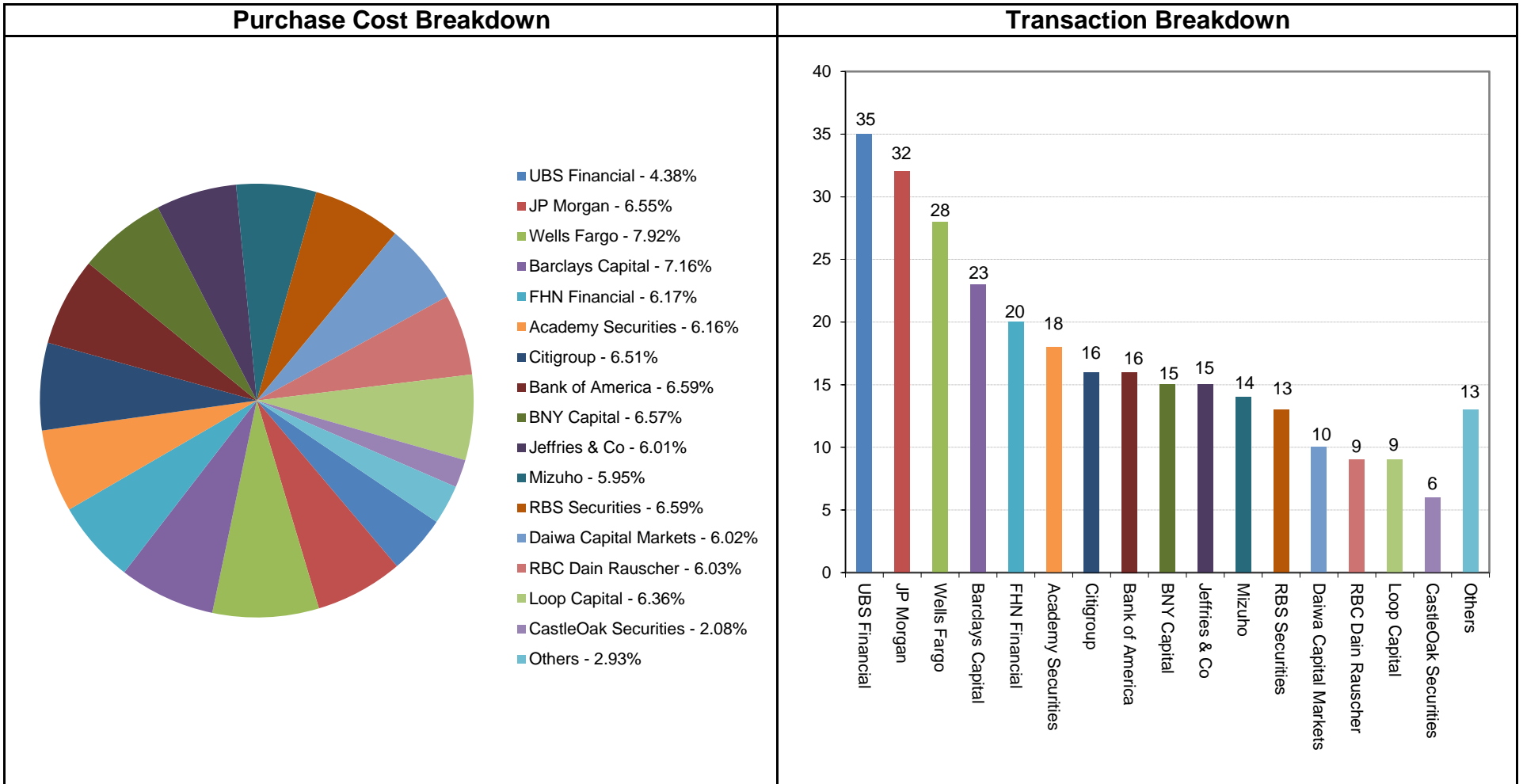
Note: Graphs above do not include miscellaneous funds totaling \$513 million and representing 5.3% of the portfolio.

**Miami-Dade County  
Benchmark Comparisons  
December 31, 2022**



● Miami-Dade - Earned Income Yield	Jan-21	Feb-21	Mar-21	Apr-21	May-21	Jun-21	Jul-21	Aug-21	Sep-21	Oct-21	Nov-21	Dec-21	Jan-22	Feb-22	Mar-22	Apr-22	May-22	Jun-22	Jul-22	Aug-22	Sep-22	Oct-22	Nov-22	Dec-22
◆ Monthly Avg - Florida SBA Pool	0.17%	0.15%	0.13%	0.12%	0.11%	0.09%	0.09%	0.09%	0.08%	0.09%	0.10%	0.13%	0.14%	0.15%	0.29%	0.44%	0.84%	1.25%	1.69%	2.34%	2.61%	3.17%	3.87%	4.28%
▲ 6-Month Avg of 6-Mo T-Bill	0.10%	0.09%	0.08%	0.07%	0.06%	0.05%	0.04%	0.04%	0.04%	0.05%	0.05%	0.07%	0.11%	0.20%	0.34%	0.53%	0.76%	1.10%	1.51%	1.92%	2.41%	2.89%	3.43%	3.86%

### Miami-Dade County Broker Purchase Distribution December 31, 2022







**Detail Security Holdings Report**

**For the Period Ended**

**December 31, 2022**



**EOM - REPORT WRITER**  
**Investment Inventory**  
**Sorted by Fund**  
**December 31, 2022**

CUSIP	Investment #	Fund Number	Issuer	Purchase Date	Cur Rate	Par Value	Book Value	Market Value	Pur Accr Interest	Accrued Interest	Maturity Date	Call Date	Purchase Price	YTM	YTC	YTW	Unrealized G/L
WACHOVMM7	151194	108	Wells Fargo Interest Bearing Acct		0.660	3,887,061.65	3,887,061.65	3,887,061.65	0.00	2,162.46			100.000	0.660		0.660	0.00
825252885	181010	108	Invesco Money Market Fund	4/22/2020	4.216	282,300,000.00	282,300,000.00	282,300,000.00	0.00	1,248,134.19			100.000	4.216		4.216	0.00
31607A703	170623	108	Fidelity Money Market Fund		4.100	0.00	0.00	0.00	0.00	241,708.65			100.000	4.100		4.100	0.00
09248U700	182950	108	BlackRock Money Market Fund	11/30/2020	4.033	0.00	0.00	0.00	0.00	222,930.80			100.000	4.033		4.033	0.00
4812C0670	182951	108	J.P. Morgan Money Market Fund	11/30/2020	4.105	0.00	0.00	0.00	0.00	0.00			100.000	4.105		4.105	0.00
313384AC3	188464	108	FHLB Disc Note	11/30/2022	4.000	48,900,000.00	48,715,266.67	48,703,568.70	0.00	173,866.66	1/3/2023		99.622	4.015		4.015	(11,697.97)
313384AC3	188465	108	FHLB Disc Note	11/30/2022	4.000	48,800,000.00	48,615,644.44	48,603,970.40	0.00	173,511.12	1/3/2023		99.622	4.015		4.015	(11,674.04)
313384AC3	188593	108	FHLB Disc Note	12/9/2022	3.600	49,900,000.00	49,775,250.00	49,775,250.00	0.00	114,770.00	1/3/2023		99.750	3.609		3.609	0.00
313384AC3	188599	108	FHLB Disc Note	12/9/2022	3.600	39,064,000.00	38,966,340.00	38,966,340.00	0.00	89,847.20	1/3/2023		99.750	3.609		3.609	0.00
912796ZH5	188444	108	U.S. Treasury Bill	11/29/2022	3.890	49,800,000.00	49,611,659.17	49,621,267.80	0.00	177,578.50	1/3/2023		99.622	3.959		3.959	9,608.63
313384AD1	188466	108	FHLB Disc Note	11/30/2022	4.000	48,700,000.00	48,510,611.11	48,694,204.70	0.00	173,155.56	1/4/2023		99.611	4.016		4.016	183,593.59
313384AE9	188566	108	FHLB Disc Note	12/8/2022	3.860	49,700,000.00	49,550,789.56	49,688,171.40	0.00	127,894.66	1/5/2023		99.700	3.872		3.872	137,381.84
313384AE9	188567	108	FHLB Disc Note	12/8/2022	3.860	49,600,000.00	49,451,089.78	49,588,195.20	0.00	127,637.33	1/5/2023		99.700	3.872		3.872	137,105.42
313384AE9	188570	108	FHLB Disc Note	12/8/2022	3.860	49,300,000.00	49,151,990.44	49,288,266.60	0.00	126,865.34	1/5/2023		99.700	3.872		3.872	136,276.16
313384AJ8	188569	108	FHLB Disc Note	12/8/2022	3.910	49,400,000.00	49,228,307.56	49,364,777.80	0.00	128,769.33	1/9/2023		99.652	3.924		3.924	136,470.24
313384AJ8	188595	108	FHLB Disc Note	12/9/2022	3.650	49,700,000.00	49,543,790.14	49,664,563.90	0.00	115,897.64	1/9/2023		99.686	3.662		3.662	120,773.76
313588AJ4	188462	108	FNMA Disc Note	11/30/2022	3.900	49,100,000.00	48,887,233.33	49,064,991.70	0.00	170,213.34	1/9/2023		99.567	3.917		3.917	177,758.37
313588AJ4	188516	108	FNMA Disc Note	12/2/2022	3.900	48,900,000.00	48,698,695.00	48,865,134.30	0.00	158,925.00	1/9/2023		99.588	3.916		3.916	166,439.30
313588AK1	188421	108	FNMA Disc Note	11/28/2022	3.900	49,100,000.00	48,871,275.83	49,059,197.90	0.00	180,851.67	1/10/2023		99.534	3.918		3.918	187,922.07
89233HNB6	188489	108	Toyota Comm Paper	12/1/2022	4.230	49,800,000.00	49,560,088.50	49,728,337.80	0.00	181,396.50	1/11/2023		99.518	4.310		4.310	168,249.30
89233HNC4	188506	108	Toyota Comm Paper	12/2/2022	4.250	49,900,000.00	49,658,470.14	49,822,205.90	0.00	176,729.17	1/12/2023		99.516	4.330		4.330	163,735.76
91411UNC5	188197	108	Univ of California Comm Paper	11/8/2022	4.100	25,000,000.00	24,814,930.56	24,963,875.00	0.00	153,750.00	1/12/2023		99.260	4.188		4.188	148,944.44
313588AN5	188369	108	FNMA Disc Note	11/22/2022	3.900	48,800,000.00	48,525,093.33	48,742,074.40	0.00	211,466.67	1/13/2023		99.437	3.922		3.922	216,981.07
912796ZK8	188445	108	U.S. Treasury Bill	11/29/2022	4.023	49,500,000.00	49,228,950.38	49,429,165.50	0.00	182,543.62	1/17/2023		99.452	4.101		4.101	200,215.12
98459SNJ3	188031	108	Yale Univ Comm Paper	10/19/2022	4.050	28,000,000.00	27,713,336.00	27,936,384.00	0.00	233,111.38	1/18/2023		98.976	4.149		4.149	223,048.00
313312AU4	187725	108	FFCB Disc Note	9/16/2022	3.610	20,000,000.00	19,749,305.56	19,962,020.00	0.00	214,594.44	1/19/2023		98.747	3.656		3.656	212,714.44
313384AV1	188617	108	FHLB Disc Note	12/13/2022	4.080	30,000,000.00	29,870,800.00	29,938,230.00	0.00	64,600.00	1/20/2023		99.569	4.098		4.098	67,430.00
07287DNP1	188011	108	Baylor Scott Comm Paper	10/17/2022	4.100	20,387,000.00	20,159,458.43	20,328,346.60	0.00	176,460.81	1/23/2023		98.884	4.204		4.204	168,888.17
89233HNC3	188424	108	Toyota Comm Paper	11/28/2022	4.280	48,800,000.00	48,469,298.67	48,653,160.80	0.00	197,260.44	1/24/2023		99.322	4.369		4.369	183,862.13
313384BA6	188680	108	FHLB Disc Note	12/19/2022	4.010	49,800,000.00	49,594,754.83	49,667,382.60	0.00	72,113.17	1/25/2023		99.588	4.027		4.027	72,627.77
313588BB0	188686	108	FNMA Disc Note	12/19/2022	4.000	49,700,000.00	49,490,155.56	49,564,368.70	0.00	71,788.89	1/26/2023		99.578	4.017		4.017	74,213.14
78009BNT5	187092	108	RBC Comm Paper	6/23/2022	3.000	30,000,000.00	29,455,000.00	29,899,350.00	0.00	480,000.00	1/27/2023		98.183	3.090		3.090	444,350.00
313384BC2	188290	108	FHLB Disc Note	11/16/2022	4.080	39,000,000.00	38,681,760.00	38,886,705.00	0.00	203,320.00	1/27/2023		99.184	4.114		4.114	204,945.00
3130ASQG7	187330	108	FHLB Callable Bond	7/29/2022	3.000	45,000,000.00	45,000,000.00	44,952,795.00	0.00	240,000.00	1/27/2023		100.000	3.000		3.000	(47,205.00)
313588BF1	188687	108	FNMA Disc Note	12/19/2022	4.000	48,700,000.00	48,472,733.33	48,472,733.33	0.00	70,344.45	1/30/2023		99.533	4.019		4.019	0.00
78009BP14	187141	108	RBC Comm Paper	6/30/2022	3.090	19,000,000.00	18,647,740.00	18,924,551.00	0.00	301,704.17	2/1/2023		98.146	3.184		3.184	276,811.00
313384BH1	188576	108	FHLB Disc Note	12/8/2022	4.130	43,900,000.00	43,623,003.19	43,740,730.80	0.00	120,871.34	2/1/2023		99.369	4.156		4.156	117,727.61
313588BJ3	188688	108	FNMA Disc Note	12/19/2022	4.000	48,400,000.00	48,158,000.00	48,222,033.20	0.00	69,911.11	2/2/2023		99.500	4.020		4.020	64,033.20
912796XT1	187559	108	U.S. Treasury Bill	8/29/2022	3.020	18,000,000.00	17,762,930.00	17,942,886.00	0.00	188,750.00	2/2/2023		98.683	3.103		3.103	179,956.00
912796XT1	187560	108	U.S. Treasury Bill	8/29/2022	3.020	12,000,000.00	11,841,953.33	11,961,924.00	0.00	125,833.34	2/2/2023		98.683	3.103		3.103	119,970.67
313384BK4	188517	108	FHLB Disc Note	12/2/2022	4.170	48,800,000.00	48,443,882.00	48,610,802.40	0.00	169,580.00	2/3/2023		99.270	4.201		4.201	166,920.40
313384BK4	188568	108	FHLB Disc Note	12/8/2022	4.100	49,500,000.00	49,178,662.50	49,308,088.50	0.00	135,300.00	2/3/2023		99.351	4.127		4.127	129,426.00
313384BK4	188572	108	FHLB Disc Note	12/8/2022	4.100	49,100,000.00	48,781,259.17	48,909,639.40	0.00	134,206.67	2/3/2023		99.351	4.127		4.127	128,380.13
313384BK4	188594	108	FHLB Disc Note	12/9/2022	4.100	49,800,000.00	49,482,386.67	49,606,925.40	0.00	130,448.33	2/3/2023		99.362	4.126		4.126	124,538.73
313588BK0	188467	108	FNMA Disc Note	11/30/2022	4.000	48,600,000.00	48,249,000.00	48,415,320.00	0.00	172,800.00	2/3/2023		99.278	4.029		4.029	166,320.00
07287DP61	188487	108	Baylor Scott Comm Paper	12/1/2022	4.200	50,000,000.00	49,609,166.67	49,770,300.00	0.00	180,833.33	2/6/2023		99.218	4.292		4.292	161,133.33
313588BN4	188394	108	FNMA Disc Note	11/23/2022	4.000	49,200,000.00	48,790,000.00	48,994,983.60	0.00	213,200.00	2/6/2023		99.167	4.034		4.034	204,983.60
313384BP3	188775	108	FHLB Disc Note	12/30/2022	4.150	49,900,000.00	49,675,657.92	49,685,978.90	0.00	11,504.72	2/7/2023		99.550	4.169		4.169	10,320.98
313384BR9	188597	108	FHLB Disc Note	12/9/2022	4.100	49,500,000.00	49,150,475.00	49,275,616.50	0.00	129,662.50	2/9/2023		99.294	4.129		4.129	125,141.50
313312BS8	187517	108	FFCB Disc Note	8/24/2022	3.040	40,000,000.00	39,425,777.78	39,813,760.00	0.00	439,111.11	2/10/2023		98.564	3.084		3.084	387,982.22
313384BS7	188596	108	FHLB Disc Note	12/9/2022	4.100	49,600,000.00	49,244,120.00	49,364,499.20	0.00	129,924.44	2/10/2023		99.283	4.130		4.130	120,379.20
313384BW8	188776	108	FHLB Disc Note	12/30/2022	4.250	50,000,000.00	49,728,472.22	49,742,800.00	0.00	11,805.56	2/14/2023		99.457	4.273		4.273	14,327.78

**EOM - REPORT WRITER**  
**Investment Inventory**  
**Sorted by Fund**  
**December 31, 2022**

CUSIP	Investment #	Fund Number	Issuer	Purchase Date	Cur Rate	Par Value	Book Value	Market Value	Pur Accr Interest	Accrued Interest	Maturity Date	Call Date	Purchase Price	YTM	YTC	YTW	Unrealized G/L
313384CG2	187558	108	FHLB Disc Note	8/29/2022	3.160	18,500,000.00	18,209,323.89	18,379,990.50	0.00	202,986.11	2/24/2023		98.429	3.210		3.210	170,666.61
313588CG8	188512	108	FNMA Disc Note	12/2/2022	4.100	49,300,000.00	48,828,363.33	48,986,205.50	0.00	168,441.67	2/24/2023		99.043	4.140		4.140	157,842.17
313312CK4	187639	108	FFCB Disc Note	9/8/2022	3.350	15,000,000.00	14,759,916.67	14,899,035.00	0.00	160,520.83	2/27/2023		98.399	3.404		3.404	139,118.33
313384CM9	188468	108	FHLB Disc Note	11/30/2022	4.365	48,500,000.00	47,964,863.13	48,160,645.50	0.00	188,180.00	3/1/2023		98.897	4.414		4.414	195,782.37
313384CM9	188681	108	FHLB Disc Note	12/19/2022	4.230	49,900,000.00	49,477,846.00	49,550,849.70	0.00	76,222.25	3/1/2023		99.154	4.266		4.266	73,003.70
912796YB9	188693	108	U.S. Treasury Bill	12/19/2022	4.050	49,400,000.00	48,994,302.50	49,062,647.40	0.00	72,247.50	3/2/2023		99.179	4.140		4.140	68,344.90
313384CP2	188774	108	FHLB Disc Note	12/30/2022	4.360	49,700,000.00	49,320,789.00	49,340,172.00	0.00	12,038.44	3/3/2023		99.237	4.394		4.394	19,383.00
313384CS6	188598	108	FHLB Disc Note	12/9/2022	4.315	49,400,000.00	48,884,860.92	49,030,982.00	0.00	136,186.19	3/6/2023		98.957	4.360		4.360	146,121.08
91411UQ81	188610	108	Univ of California Comm Paper	12/12/2022	4.400	49,900,000.00	49,375,495.56	49,375,495.56	0.00	121,977.78	3/8/2023		98.949	4.509		4.509	0.00
313384CU1	188575	108	FHLB Disc Note	12/8/2022	4.380	48,748,000.00	48,214,209.40	48,372,152.92	0.00	142,344.16	3/8/2023		98.905	4.428		4.428	157,943.52
19865XQ95	188577	108	Columbia Univ Comm Paper	12/8/2022	4.350	21,186,000.00	20,953,042.28	20,953,042.28	0.00	61,439.40	3/9/2023		98.900	4.459		4.459	0.00
313384CW7	188609	108	FHLB Disc Note	12/12/2022	4.481	49,800,000.00	49,261,938.67	49,404,090.00	0.00	122,286.67	3/10/2023		98.920	4.530		4.530	142,151.33
313588CW3	188370	108	FNMA Disc Note	11/22/2022	4.150	48,700,000.00	48,093,685.00	48,312,835.00	0.00	224,561.11	3/10/2023		98.755	4.202		4.202	219,150.00
313384CZ0	188703	108	FHLB Disc Note	12/20/2022	4.385	49,700,000.00	49,197,539.90	49,286,993.00	0.00	72,644.83	3/13/2023		98.989	4.430		4.430	89,453.10
313384DB2	188755	108	FHLB Disc Note	12/27/2022	4.420	49,900,000.00	49,422,124.33	49,473,355.00	0.00	30,633.06	3/15/2023		99.042	4.463		4.463	51,230.67
313588DL6	188459	108	FNMA Disc Note	11/30/2022	4.250	49,400,000.00	48,735,158.33	48,924,327.40	0.00	186,622.22	3/24/2023		98.654	4.308		4.308	189,169.07
46513JCF6	180818	108	State of Israel Jubilee Bonds	4/1/2020	1.400	60,000,000.00	60,000,000.00	59,606,280.00	0.00	140,383.56	4/1/2023		100.000	1.400	1.400	1.400	(393,720.00)
79584SR32	187194	108	Salvation Army Comm Paper	7/11/2022	3.200	20,000,000.00	19,527,111.11	19,527,111.11	0.00	309,333.33	4/3/2023		97.636	3.306		3.306	0.00
313384DW6	188513	108	FHLB Disc Note	12/2/2022	4.445	49,200,000.00	48,458,870.33	48,660,374.40	0.00	182,245.00	4/3/2023		98.494	4.513		4.513	201,504.07
313588DW2	188713	108	FNMA Disc Note	12/21/2022	4.300	49,900,000.00	49,286,091.39	49,352,696.80	0.00	65,563.06	4/3/2023		98.770	4.354		4.354	66,605.41
313588DW2	188714	108	FNMA Disc Note	12/21/2022	4.300	49,800,000.00	49,187,321.67	49,253,793.60	0.00	65,431.67	4/3/2023		98.770	4.354		4.354	66,471.93
313588DW2	188715	108	FNMA Disc Note	12/21/2022	4.300	49,700,000.00	49,088,551.94	49,154,890.40	0.00	65,300.28	4/3/2023		98.770	4.354		4.354	66,338.46
313384DX4	188682	108	FHLB Disc Note	12/19/2022	4.445	49,600,000.00	48,950,832.44	49,049,985.60	0.00	79,614.89	4/4/2023		98.691	4.504		4.504	99,153.16
313384DY2	188668	108	FHLB Disc Note	12/16/2022	4.450	49,800,000.00	49,122,858.33	49,241,742.00	0.00	98,493.33	4/5/2023		98.640	4.511		4.511	118,883.67
313384DZ9	188461	108	FHLB Disc Note	11/30/2022	4.475	49,200,000.00	48,423,289.17	48,642,514.80	0.00	195,706.67	4/6/2023		98.421	4.547		4.547	219,225.63
79584SRA6	187219	108	Salvation Army Comm Paper	7/14/2022	3.500	28,400,000.00	27,654,500.00	27,654,500.00	0.00	472,150.00	4/10/2023		97.375	3.623		3.623	0.00
313384ED7	188773	108	FHLB Disc Note	12/30/2022	4.470	12,000,000.00	11,849,510.00	11,858,208.00	0.00	2,980.00	4/10/2023		98.746	4.527		4.527	8,698.00
46640QRJ2	188015	108	J.P. Morgan Comm Paper	10/18/2022	4.720	10,000,000.00	9,761,377.78	9,858,150.00	0.00	98,333.33	4/18/2023		97.614	4.903		4.903	96,772.22
313384EQ8	188529	108	FHLB Disc Note	12/5/2022	4.460	30,000,000.00	29,490,816.67	29,605,590.00	0.00	100,350.00	4/21/2023		98.303	4.537		4.537	114,773.33
313384EQ8	188683	108	FHLB Disc Note	12/19/2022	4.490	49,200,000.00	48,445,231.00	48,553,167.60	0.00	79,772.33	4/21/2023		98.466	4.560		4.560	107,936.60
313384ET2	188704	108	FHLB Disc Note	12/20/2022	4.495	49,600,000.00	48,825,861.06	48,929,953.60	0.00	74,317.34	4/24/2023		98.439	4.566		4.566	104,092.54
313384FA2	188705	108	FHLB Disc Note	12/20/2022	4.510	49,500,000.00	48,681,435.00	48,781,755.00	0.00	74,415.00	5/1/2023		98.346	4.586		4.586	100,320.00
313384FE4	188573	108	FHLB Disc Note	12/8/2022	4.565	48,900,000.00	47,982,282.83	48,155,839.80	0.00	148,819.00	5/5/2023		98.123	4.652		4.652	173,556.97
313384FH7	187416	108	FHLB Disc Note	8/11/2022	3.000	10,000,000.00	9,775,000.00	9,846,360.00	0.00	119,166.67	5/8/2023		97.750	3.109		3.109	71,360.00
912796ZE2	188460	108	U.S. Treasury Bill	11/30/2022	4.460	49,300,000.00	48,310,549.00	48,504,051.50	0.00	195,447.11	5/11/2023		97.993	4.615		4.615	193,502.50
313384FQ7	188756	108	FHLB Disc Note	12/27/2022	4.550	49,600,000.00	48,728,624.44	48,795,636.80	0.00	31,344.44	5/15/2023		98.243	4.631		4.631	67,012.36
313384FU8	188574	108	FHLB Disc Note	12/8/2022	4.560	48,800,000.00	47,798,624.00	47,984,844.80	0.00	148,352.00	5/19/2023		97.948	4.656		4.656	186,220.80
313312FY1	187460	108	FFCB Disc Note	8/17/2022	3.150	45,000,000.00	43,901,437.50	44,226,405.00	0.00	539,437.50	5/23/2023		97.559	3.268		3.268	324,967.50
313312FY1	187461	108	FFCB Disc Note	8/17/2022	3.150	20,000,000.00	19,511,750.00	19,656,180.00	0.00	239,750.00	5/23/2023		97.559	3.268		3.268	144,430.00
313312FZ8	187503	108	FFCB Disc Note	8/23/2022	3.200	50,000,000.00	48,782,222.22	49,134,350.00	0.00	582,222.22	5/24/2023		97.564	3.321		3.321	352,127.78
313312FZ8	187504	108	FFCB Disc Note	8/23/2022	3.200	36,000,000.00	35,123,200.00	35,376,732.00	0.00	419,200.00	5/24/2023		97.564	3.321		3.321	253,532.00
313312GB0	187385	108	FFCB Disc Note	8/5/2022	3.050	45,000,000.00	43,879,125.00	44,209,935.00	0.00	568,062.50	5/26/2023		97.509	3.163		3.163	330,810.00
3130ASMO9	187334	108	FHLB Callable Bond	7/29/2022	3.000	25,000,000.00	25,000,000.00	24,866,675.00	0.00	316,666.67	5/26/2023		100.000	3.003		3.003	(133,325.00)
313312GF1	187493	108	FFCB Disc Note	8/22/2022	3.170	45,000,000.00	43,886,537.50	44,188,065.00	0.00	523,050.00	5/30/2023		97.526	3.289		3.289	301,527.50
313384GJ2	188643	108	FHLB Disc Note	12/15/2022	4.540	30,000,000.00	29,360,616.67	29,440,710.00	0.00	64,316.67	6/2/2023		97.869	4.639		4.639	80,093.33
313384GJ2	188669	108	FHLB Disc Note	12/16/2022	4.530	49,900,000.00	48,845,114.00	48,969,714.30	0.00	100,465.33	6/2/2023		97.886	4.628		4.628	124,600.30
313312GN4	187577	108	FFCB Disc Note	8/31/2022	3.350	12,000,000.00	11,688,450.00	11,770,380.00	0.00	137,350.00	6/6/2023		97.404	3.462		3.462	81,930.00
313384GY9	188757	108	FHLB Disc Note	12/27/2022	4.605	49,700,000.00	48,612,874.63	48,675,533.90	0.00	31,787.29	6/16/2023		97.813	4.708		4.708	62,659.27
313312HC7	187705	108	FFCB Disc Note	9/15/2022	3.900	25,000,000.00	24,247,083.33	24,478,600.00	0.00	292,500.00	6/20/2023		96.988	4.045		4.045	231,516.67
313384HF9	188758	108	FHLB Disc Note	12/27/2022	4.610	49,800,000.00	48,664,864.33	48,742,995.00	0.00	31,885.83	6/23/2023		97.721	4.718		4.718	78,130.67
313312HK9	187767	108	FFCB Disc Note	9/22/2022	4.050	25,000,000.00	24,218,125.00	24,457,100.00	0.00	284,062.50	6/27/2023		96.873	4.205		4.205	238,975.00
313384HN2	188700	108	FHLB Disc Note	12/20/2022	4.600	50,000,000.00	48,773,333.33	48,895,800.00	0.00	76,666.67	6/30/2023		97.547	4.766		4.766	122,466.67
3130ASKF5	187137	108	FHLB Callable Bond	6/30/2022	3.000	35,000,000.00	35,000,000.00	34,735,190.00	0.00	2,916.67	6/30/2023	3/30/2023	100.000	3.000	3.000	3.000	(264,810.00)
313384HR3	188463	108	FHLB Disc Note	11/30/2022	4.615	49,000,000.00	47,649,471.53	47,905,879.00	0.00	201,008.89	7/3/2023		97.244	4.792		4.792	256,407.47
313384HR3	188494	108	FHLB Disc Note	12/1/2022	4.600	49,200,000.00	47,854,653.33	48,101,413.20	0.00	194,886.67	7/3/2023		97.266	4.776		4.776	246,759.87
313384HR3	188763	108	FHLB Disc Note	12/28/2022	4.615	49,600,000.00	48,410,970.89	48,492,481.60	0.00	25,433.78	7/3/2023		97.603	4.780		4.780	

**EOM - REPORT WRITER**  
**Investment Inventory**  
**Sorted by Fund**  
**December 31, 2022**

CUSIP	Investment #	Fund Number	Issuer	Purchase Date	Cur Rate	Par Value	Book Value	Market Value	Pur Accr Interest	Accrued Interest	Maturity Date	Call Date	Purchase Price	YTM	YTC	YTW	Unrealized G/L
313384JC4	188764	108	FHLB Disc Note	12/28/2022	4.625	36,000,000.00	35,084,250.00	35,148,672.00	0.00	18,500.00	7/14/2023		97.456	4.796		4.796	64,422.00
313384JF7	188642	108	FHLB Disc Note	12/15/2022	4.585	49,900,000.00	48,539,961.64	48,702,000.80	0.00	108,040.43	7/17/2023		97.274	4.760		4.760	162,039.16
313384JR1	187487	108	FHLB Disc Note	8/19/2022	3.200	10,000,000.00	9,696,000.00	9,747,950.00	0.00	120,000.00	7/27/2023		96.960	3.324		3.324	51,950.00
3130ASMU0	187322	108	FHLB Callable Bond	7/28/2022	3.150	20,000,000.00	20,000,000.00	19,809,080.00	0.00	267,750.00	7/28/2023	1/28/2023	100.000	3.150	3.150	3.150	(190,920.00)
3130ASX87	187494	108	FHLB Bullet	8/22/2022	3.250	25,000,000.00	25,008,183.88	24,778,075.00	15,798.61	306,944.44	8/15/2023		99.952	3.300		3.300	(230,108.88)
3133ENJ68	187593	108	FFCB Bullet	9/1/2022	3.250	9,900,000.00	9,889,176.00	9,805,059.00	0.00	107,250.00	9/1/2023		99.836	3.418		3.418	(84,117.00)
3130ATB71	187614	108	FHLB Bullet	9/6/2022	3.625	21,000,000.00	20,996,522.55	20,819,820.00	0.00	243,177.08	9/6/2023		99.976	2.448		2.448	(176,702.55)
3130ATFF9	187741	108	FHLB Bullet	9/20/2022	4.125	10,000,000.00	9,998,201.39	9,952,120.00	0.00	115,729.17	9/20/2023		99.975	4.151		4.151	(46,081.39)
3130ASLE7	187138	108	FHLB Callable Bond	6/30/2022	3.200	30,000,000.00	30,000,000.00	29,655,060.00	0.00	245,333.33	9/29/2023	3/29/2023	100.000	3.203	3.200	3.200	(344,940.00)
313384ML0	188496	108	FHLB Disc Note	12/1/2022	4.625	49,000,000.00	47,079,982.64	47,377,218.00	0.00	195,149.31	10/2/2023		96.082	4.839		4.839	297,235.36
3130A0F70	187804	108	FHLB Bullet	9/27/2022	3.375	5,000,000.00	4,949,098.14	4,928,050.00	0.00	10,781.25	12/8/2023		98.698	4.500		4.500	(21,048.14)
3136G4Z97	182099	108	FNMA Callable Bond	8/28/2020	0.375	8,950,000.00	8,950,000.00	8,484,975.90	0.00	11,467.19	2/28/2024		100.000	0.375		0.375	(465,024.10)
3134GXE59	187204	108	FHLMC Disc Note	7/12/2022	3.150	35,000,000.00	35,000,000.00	34,360,095.00	0.00	517,562.50	7/12/2024	7/12/2023	100.000	3.150	3.150	3.150	(639,905.00)
3134GXG73	187427	108	FHLMC Disc Note	8/12/2022	4.100	25,000,000.00	25,000,000.00	24,641,575.00	0.00	395,763.89	8/12/2024	1/12/2023	100.000	4.100	4.100	4.100	(358,425.00)
3134GWWJ2	182357	108	FHLMC Disc Note	9/30/2020	0.400	10,000,000.00	10,000,000.00	9,261,930.00	0.00	10,111.11	9/30/2024		100.000	0.400		0.400	(738,070.00)
3134GWWX0	182359	108	FHLMC Disc Note	9/30/2020	0.400	30,000,000.00	30,000,000.00	27,795,840.00	0.00	30,333.33	9/30/2024		100.000	0.400		0.400	(2,204,160.00)
3134GWXG6	182389	108	FHLMC Disc Note	10/2/2021	0.430	13,950,000.00	13,950,000.00	12,818,306.25	0.00	15,162.88	12/30/2024		100.000	0.430		0.430	(1,131,693.75)
3136G4XV0	181637	108	FNMA Callable Bond	6/30/2020	0.730	5,000,000.00	5,000,000.00	4,547,055.00	0.00	101.39	6/30/2025		100.000	0.730		0.730	(452,945.00)
3134GWWV9	182342	108	FHLMC Disc Note	9/29/2020	0.550	10,000,000.00	10,000,000.00	8,987,590.00	0.00	14,055.56	9/29/2025		100.000	0.550		0.550	(1,012,410.00)
3134GWWN3	182358	108	FHLMC Disc Note	9/30/2020	0.600	25,000,000.00	25,000,000.00	22,498,725.00	0.00	37,916.67	9/30/2025		100.000	0.600		0.600	(2,501,275.00)
3134GWYS9	182496	108	FHLMC Disc Note	10/15/2020	0.600	20,000,000.00	20,000,000.00	17,823,140.00	0.00	25,333.33	10/15/2025		100.000	0.600		0.600	(2,176,860.00)
3136G44U4	182530	108	FNMA Callable Bond	10/20/2020	0.500	25,000,000.00	25,000,000.00	22,375,975.00	0.00	24,652.78	10/20/2025		100.000	0.500		0.500	(2,624,025.00)
3134GZWV1	183771	108	FHLMC Disc Note	2/18/2021	0.650	10,000,000.00	10,000,000.00	8,974,590.00	0.00	12,458.33	10/22/2025		100.000	0.650		0.650	(1,025,410.00)
3134GXKS2	183597	108	FHLMC Disc Note	1/29/2021	0.500	30,000,000.00	30,000,000.00	26,831,130.00	0.00	25,833.33	10/29/2025		100.000	0.500		0.500	(3,168,870.00)
3130ALAA2	183830	108	FHLB Callable Bond	2/24/2021	0.560	7,000,000.00	7,000,000.00	6,248,235.00	0.00	13,828.89	11/24/2025		100.000	0.560		0.560	(751,765.00)
3135G06J7	183099	108	FNMA Callable Bond	12/10/2020	0.650	40,000,000.00	40,000,000.00	35,855,360.00	0.00	15,166.67	12/10/2025		100.000	0.650		0.650	(4,144,640.00)
3135G06Q1	183450	108	FNMA Callable Bond	1/13/2021	0.640	10,000,000.00	10,000,000.00	8,888,900.00	0.00	177.78	12/30/2025		100.000	0.640		0.640	(1,111,100.00)
3130AKLP9	183309	108	FHLB Step-Up Bond	12/30/2020	0.400	14,700,000.00	14,700,000.00	13,251,667.80	0.00	163.33	12/30/2025		100.000	0.335		0.335	(1,448,332.20)
3130AKLH7	183310	108	FHLB Step-Up Bond	12/30/2020	0.500	4,660,000.00	4,660,000.00	4,193,892.82	0.00	64.72	12/30/2025	3/30/2023	100.000	0.390	0.255	0.255	(466,107.18)
3130AKLS3	183311	108	FHLB Step-Up Bond	12/30/2020	0.500	20,000,000.00	20,000,000.00	18,028,500.00	0.00	277.78	12/30/2025		100.000	0.400		0.400	(1,971,500.00)
3134GXKT0	183431	108	FHLMC Disc Note	1/12/2021	0.550	25,000,000.00	25,000,000.00	22,244,925.00	0.00	64,548.61	1/12/2026		100.000	0.550		0.550	(2,755,075.00)
3130AKQ74	183537	108	FHLB Callable Bond	1/22/2021	0.625	20,000,000.00	20,000,000.00	17,794,280.00	0.00	55,208.33	1/22/2026		100.000	0.625		0.625	(2,205,720.00)
3130AKNR3	183547	108	FHLB Callable Bond	1/26/2021	0.560	15,000,000.00	15,000,000.00	13,313,085.00	0.00	36,166.67	1/26/2026		100.000	0.560		0.560	(1,686,915.00)
3130AKPM2	183548	108	FHLB Step-Up Bond	1/26/2021	0.375	25,000,000.00	25,000,000.00	22,408,775.00	0.00	40,364.58	1/26/2026		100.000	0.350		0.350	(2,591,225.00)
3130AKNG7	183576	108	FHLB Callable Bond	1/28/2021	0.550	6,000,000.00	6,000,000.00	5,322,486.00	0.00	14,025.00	1/28/2026		100.000	0.550		0.550	(677,514.00)
3135G06R9	183575	108	FNMA Callable Bond	1/28/2021	0.550	25,000,000.00	25,000,000.00	22,210,800.00	0.00	58,437.50	1/28/2026		100.000	0.550		0.550	(2,789,200.00)
3130AKPW0	183577	108	FHLB Step-Up Bond	1/28/2021	0.500	8,500,000.00	8,500,000.00	7,569,037.50	0.00	18,062.50	1/28/2026		100.000	0.500		0.500	(930,962.50)
3134GXL04	183637	108	FHLMC Disc Note	2/3/2021	0.600	22,680,000.00	22,680,000.00	20,170,412.64	0.00	55,944.00	2/3/2026		100.000	0.600		0.600	(2,509,587.36)
3134GXL09	183728	108	FHLMC Disc Note	2/12/2021	0.550	7,000,000.00	7,000,000.00	6,187,776.00	0.00	14,865.28	2/12/2026		100.000	0.550		0.550	(812,224.00)
3130AKXJ0	183829	108	FHLB Callable Bond	2/24/2021	0.600	10,000,000.00	9,998,426.39	8,861,880.00	0.00	21,166.67	2/24/2026		99.975	0.605		0.605	(1,136,546.39)
3130ALCU6	183879	108	FHLB Callable Bond	2/25/2021	0.700	8,000,000.00	8,000,000.00	7,111,840.00	0.00	19,600.00	2/25/2026		100.000	0.700		0.700	(888,160.00)
3130ALEK6	183859	108	FHLB Callable Bond	2/26/2021	0.780	9,000,000.00	9,000,000.00	8,023,311.00	0.00	24,375.00	2/26/2026		100.000	0.780		0.780	(976,689.00)
3130ALRV8	184154	108	FHLB Step-Up Bond	3/31/2021	0.750	13,225,000.00	13,225,000.00	11,917,510.38	0.00	25,072.40	3/30/2026		100.000	1.093		1.093	(1,307,489.62)
<b>108 Total</b>						<b>5,505,537,061.65</b>	<b>5,450,714,431.77</b>	<b>5,413,944,425.97</b>	<b>15,798.61</b>	<b>22,798,969.59</b>							<b>(36,770,005.80)</b>
31607A703	165749	109	Fidelity Money Market Fund		4.100	0.00	0.00	0.00	0.00	0.00			100.000	4.100		4.100	0.00
09248U700	185328	109	BlackRock Money Market Fund	10/1/2021	4.033	0.00	0.00	0.00	0.00	0.00			100.000	4.033		4.033	0.00
48306BN35	188166	109	Kaiser Comm Paper	11/3/2022	4.000	20,500,000.00	20,361,055.56	20,419,496.50	0.00	134,388.88	1/3/2023		99.322	4.083		4.083	58,440.94
313384AC3	186094	109	FHLB Disc Note	1/14/2022	0.400	10,000,000.00	9,960,666.67	9,959,830.00	0.00	39,111.11	1/3/2023		99.607	0.407		0.407	(836.67)
912796ZH5	187813	109	U.S. Treasury Bill	9/27/2022	3.211	49,400,000.00	48,968,191.86	49,222,703.40	0.00	422,995.73	1/3/2023		99.126	3.284		3.284	254,511.54
313384AD1	187805	109	FHLB Disc Note	9/27/2022	3.430	49,200,000.00	48,735,921.00	49,194,145.20	0.00	450,016.00	1/4/2023		99.057	3.463		3.463	458,224.20
313384AK5	187911	109	FHLB Disc Note	10/6/2022	3.595	24,434,000.00	24,199,759.39	24,413,695.35	0.00	212,280.55	1/10/2023		99.041	3.630		3.630	213,935.96
313384AN9	187331	109	FHLB Disc Note	7/29/2022	2.790	17,244,000.00	17,019,483.12	17,223,531.37	0.00	208,479.96	1/13/2023		98.698	2.827		2.827	204,048.25
14912ENJ2	188696	109	Caterpillar Comm Paper	12/19/2022	4.300	13,110,000.00	13,063,022.50	13,080,187.86	0.00	20,356.92	1/18/2023		99.642	4.375		4.375	17,165.36
313384AT6	187942	109	FHLB Disc Note	10/11/2022	3.725	18,125,000.00	17,939,332.03	18,092,719.38	0.00	153,785.59	1/18/2023		98.976	3.764		3.764	153,387.35
07287DNP1	188012	109	Baylor Scott Comm Paper	10/17/2022	4.100	14,613,000.00	14,449,902.68	14,570,958.40	0.00	126,483.64	1/23/2023		98.884	4.204		4.204	121,055.72
313384BC2	187929	109	FHLB Disc Note	10/7/2022	3.685	9,000,000.00	8,896,820.00	8,973,855.00	0.00	79,227.50	1/27/2023		98.854	3.728		3.728	77,035.00</

**EOM - REPORT WRITER**  
**Investment Inventory**  
**Sorted by Fund**  
**December 31, 2022**

CUSIP	Investment #	Fund Number	Issuer	Purchase Date	Cur Rate	Par Value	Book Value	Market Value	Pur Accr Interest	Accrued Interest	Maturity Date	Call Date	Purchase Price	YTM	YTC	YTW	Unrealized G/L
313384BC2	188109	109	FHLB Disc Note	10/28/2022	4.050	49,500,000.00	48,993,243.75	49,356,202.50	0.00	361,968.75	1/27/2023		98.976	4.092		4.092	362,958.75
07287DNW6	188600	109	Baylor Scott Comm Paper	12/9/2022	4.300	4,000,000.00	3,975,155.56	3,985,104.00	0.00	10,988.89	1/30/2023		99.379	4.327		4.327	9,948.44
313384BK4	188131	109	FHLB Disc Note	11/1/2022	4.060	20,000,000.00	19,787,977.78	19,922,460.00	0.00	137,588.89	2/3/2023		98.940	4.104		4.104	134,482.22
48306BP82	188645	109	Kaiser Comm Paper	12/15/2022	4.400	20,172,000.00	20,036,399.33	20,072,249.46	0.00	41,912.93	2/8/2023		99.328	4.491		4.491	35,850.13
98459SP85	188578	109	Yale Univ Comm Paper	12/8/2022	4.220	35,000,000.00	34,745,620.00	34,830,320.00	0.00	98,469.68	2/8/2023		99.273	4.310		4.310	84,700.00
78009BP44	187196	109	RBC Comm Paper	7/11/2022	3.280	12,000,000.00	11,766,026.67	11,938,428.00	0.00	190,240.00	2/10/2023		98.050	3.383		3.383	172,401.33
313312BS8	187535	109	FFCB Disc Note	8/25/2022	3.070	10,000,000.00	9,855,880.56	9,953,440.00	0.00	110,008.33	2/10/2023		98.559	3.115		3.115	97,559.44
313384BW8	188164	109	FHLB Disc Note	11/3/2022	4.110	28,600,000.00	28,263,687.83	28,452,881.60	0.00	192,644.84	2/14/2023		98.824	4.159		4.159	189,193.77
19865XP00	188347	109	Columbia Univ Comm Paper	11/18/2022	4.250	6,283,000.00	6,216,243.13	6,216,243.13	0.00	32,636.69	2/16/2023		98.938	4.355		4.355	0.00
313384CD9	188165	109	FHLB Disc Note	11/3/2022	4.170	36,000,000.00	35,541,300.00	35,779,860.00	0.00	246,030.00	2/21/2023		98.726	4.224		4.224	238,560.00
313384CG2	187849	109	FHLB Disc Note	9/29/2022	3.700	38,000,000.00	37,421,977.78	37,753,494.00	0.00	367,122.22	2/24/2023		98.479	3.757		3.757	331,516.22
313384CM9	188123	109	FHLB Disc Note	10/31/2022	4.200	12,000,000.00	11,830,600.00	11,916,036.00	0.00	86,800.00	3/1/2023		98.588	4.260		4.260	85,436.00
19865XQ20	188531	109	Columbia Univ Comm Paper	12/5/2022	4.350	25,188,000.00	24,923,211.15	24,923,211.15	0.00	82,175.85	3/2/2023		98.949	4.457		4.457	0.00
91411UQ81	188612	109	Univ of California Comm Paper	12/12/2022	4.400	5,100,000.00	5,046,393.33	5,046,393.33	0.00	12,466.67	3/8/2023		98.949	4.509		4.509	0.00
313384CV9	188399	109	FHLB Disc Note	11/23/2022	4.300	16,000,000.00	15,797,422.22	15,874,720.00	0.00	74,533.33	3/9/2023		98.734	4.355		4.355	77,297.78
46640QQA2	188236	109	J.P. Morgan Comm Paper	11/10/2022	4.650	12,000,000.00	11,814,000.00	11,892,900.00	0.00	80,600.00	3/10/2023		98.450	4.789		4.789	78,900.00
79584QSM1	187154	109	Salvation Army Comm Paper	7/1/2022	3.100	20,000,000.00	19,547,055.56	19,547,055.56	0.00	316,888.89	3/21/2023		97.735	3.200		3.200	0.00
912796U31	187812	109	U.S. Treasury Bill	9/27/2022	3.745	49,100,000.00	48,195,925.79	48,643,026.30	0.00	490,345.33	3/23/2023		98.159	3.868		3.868	447,100.51
313384DP1	188132	109	FHLB Disc Note	11/1/2022	4.250	14,355,000.00	14,107,575.63	14,211,622.26	0.00	103,375.94	3/27/2023		98.276	4.325		4.325	104,046.63
313384DW6	187893	109	FHLB Disc Note	10/5/2022	3.945	30,000,000.00	29,408,250.00	29,670,960.00	0.00	289,300.00	4/3/2023		98.028	4.024		4.024	262,710.00
313312DZ0	187979	109	FFCB Disc Note	10/13/2022	4.120	15,000,000.00	14,699,583.33	14,830,035.00	0.00	137,333.33	4/6/2023		97.997	4.204		4.204	130,451.67
313384DZ9	188611	109	FHLB Disc Note	12/12/2022	4.435	9,560,000.00	9,424,560.03	9,451,675.64	0.00	23,554.78	4/6/2023		98.583	4.499		4.499	27,115.61
313384ED7	188716	109	FHLB Disc Note	12/21/2022	4.430	28,385,000.00	28,000,777.49	28,049,602.84	0.00	38,422.25	4/10/2023		98.644	4.491		4.491	48,825.35
46640QRB9	187943	109	J.P. Morgan Comm Paper	10/11/2022	4.450	9,000,000.00	8,797,525.00	8,881,047.00	0.00	91,225.00	4/11/2023		97.750	4.616		4.616	83,522.00
313384EF2	187958	109	FHLB Disc Note	10/12/2022	4.110	8,967,000.00	8,780,680.69	8,858,875.91	0.00	82,922.33	4/12/2023		97.922	4.197		4.197	78,195.22
313384EG0	187931	109	FHLB Disc Note	10/7/2022	4.000	7,000,000.00	6,853,777.78	6,914,747.00	0.00	66,888.89	4/13/2023		97.911	4.130		4.130	60,969.22
912796YU7	188237	109	U.S. Treasury Bill	11/10/2022	4.200	11,700,000.00	11,489,790.00	11,567,883.60	0.00	70,980.00	4/13/2023		98.203	4.336		4.336	78,093.60
313384EH8	188717	109	FHLB Disc Note	12/21/2022	4.480	23,165,000.00	22,836,365.87	22,880,070.50	0.00	31,710.31	4/14/2023		98.581	4.544		4.544	43,704.63
79584SRH1	187346	109	Salvation Army Comm Paper	8/2/2022	3.250	19,000,000.00	18,557,458.33	18,557,458.33	0.00	260,722.22	4/17/2023		97.671	3.357		3.357	0.00
313384EP0	188122	109	FHLB Disc Note	10/31/2022	4.430	18,151,000.00	17,769,057.58	17,914,565.07	0.00	138,482.05	4/20/2023		97.896	4.525		4.525	145,507.49
313384EQ8	188121	109	FHLB Disc Note	10/31/2022	4.420	19,079,000.00	18,676,093.92	18,828,168.39	0.00	145,233.59	4/21/2023		97.888	4.515		4.515	152,074.47
313384EU9	188706	109	FHLB Disc Note	12/20/2022	4.495	12,460,000.00	12,263,973.05	12,290,170.20	0.00	18,669.23	4/25/2023		98.427	4.567		4.567	26,197.15
313384FE4	188179	109	FHLB Disc Note	11/4/2022	4.550	8,000,000.00	7,815,977.78	7,878,256.00	0.00	58,644.44	5/5/2023		97.700	4.657		4.657	62,278.22
313384FH0	187417	109	FHLB Disc Note	8/11/2022	3.000	22,813,000.00	22,299,707.50	22,462,501.07	0.00	271,854.92	5/8/2023		97.750	3.109		3.109	162,793.57
313384FM6	188265	109	FHLB Disc Note	11/15/2022	4.450	9,059,000.00	8,859,676.84	8,915,405.79	0.00	52,630.27	5/12/2023		97.800	4.550		4.550	55,728.95
313312FS4	188198	109	FFCB Disc Note	11/8/2022	4.550	8,000,000.00	7,807,888.89	7,868,312.00	0.00	54,600.00	5/17/2023		97.599	4.689		4.689	60,423.11
78009BSN3	188052	109	RBC Comm Paper	10/20/2022	5.020	10,590,000.00	10,273,982.63	10,388,758.23	0.00	107,800.32	5/22/2023		97.016	5.226		5.226	114,775.60
313384FZ7	188400	109	FHLB Disc Note	11/23/2022	4.595	35,000,000.00	34,186,940.28	34,394,045.00	0.00	174,227.08	5/24/2023		97.677	4.704		4.704	207,104.72
313312GB0	187386	109	FFCB Disc Note	8/5/2022	3.050	31,500,000.00	30,715,387.50	30,946,954.50	0.00	397,643.75	5/26/2023		97.509	3.163		3.163	231,567.00
313384GF0	188759	109	FHLB Disc Note	12/27/2022	4.580	24,586,000.00	24,104,305.62	24,142,394.80	0.00	15,639.43	5/30/2023		98.041	4.672		4.672	38,089.18
46640QT50	187640	109	J.P. Morgan Comm Paper	9/8/2022	3.900	22,670,000.00	22,006,902.50	22,194,859.47	0.00	282,430.42	6/5/2023		97.075	4.047		4.047	187,956.97
313312GN4	187578	109	FFCB Disc Note	8/31/2022	3.350	35,000,000.00	34,091,312.50	34,330,275.00	0.00	400,604.17	6/6/2023		97.404	3.462		3.462	238,962.50
313312GN4	187673	109	FFCB Disc Note	9/13/2022	3.510	3,743,000.00	3,645,925.30	3,671,377.70	0.00	40,143.67	6/6/2023		97.407	3.627		3.627	25,452.40
46640QT92	187672	109	J.P. Morgan Comm Paper	9/13/2022	4.000	7,731,000.00	7,499,929.00	7,564,381.49	0.00	94,490.00	6/9/2023		97.011	4.153		4.153	64,452.49
313384GU7	188644	109	FHLB Disc Note	12/15/2022	4.550	15,513,000.00	15,162,039.92	15,204,710.15	0.00	33,331.40	6/12/2023		97.738	4.655		4.655	42,670.23
313384GW3	188671	109	FHLB Disc Note	12/16/2022	4.555	15,875,000.00	15,513,446.88	15,555,610.88	0.00	32,138.06	6/14/2023		97.723	4.661		4.661	42,164.00
313384HF9	188748	109	FHLB Disc Note	12/23/2022	4.585	26,340,000.00	25,729,446.12	25,780,933.50	0.00	30,192.22	6/23/2023		97.682	4.694		4.694	51,487.38
313384HF9	188749	109	FHLB Disc Note	12/23/2022	4.585	26,000,000.00	25,397,327.22	25,448,150.00	0.00	29,802.50	6/23/2023		97.682	4.694		4.694	50,822.78
3137EAES4	187178	109	FHLB Disc Note	7/7/2022	0.250	10,000,000.00	9,872,470.63	9,793,550.00	0.00	347.22	6/26/2023		97.457	2.930		2.930	(78,920.63)
313312HR4	187866	109	FFCB Disc Note	9/30/2022	4.100	15,000,000.00	14,528,500.00	14,665,065.00	0.00	158,875.00	7/3/2023		96.857	4.265		4.265	136,565.00
313384KS7	188180	109	FHLB Disc Note	11/4/2022	4.625	12,330,000.00	11,870,621.88	11,982,404.97	0.00	91,875.62	8/21/2023		96.274	4.826		4.826	111,783.09
3130AT5B9	187615	109	FHLB Bullet	9/6/2022	3.375	30,000,000.00	29,970,152.64	29,748,480.00	14,062.50	337,500.00	9/1/2023		99.784	3.600		3.600	(221,672.64)
313384PM5	188401	109	FHLB Disc Note	11/23/2022	4.650	34,200,000.00	32,600,865.00	32,869,517.40	0.00	172,282.50	11/20/2023		95.324	4.887		4.887	268,652.40
46514VBA0	186204	109	State of Israel Jubilee Bonds	1/15/2022	1.000	10,000,000.00	10,000,000.00	9,695,530.00	0.00	16,712.33	1/1/2024		100.000	1.001		1.001	(304,470.00)
46514TND6	184518	109	State of Israel Jubilee Bonds	6/1/2021	0.960	11,000,000.00	11,000,000.00	10,514,680.00	0.00	17,648.22	6/1/2024		100.000	0.961		0.961	(485,320.00)
3134GXJ96	187333	109	FHLB Disc Note	7/29/2022	3.250	8,160,000.00	8,160,000.00	8,083,720.32	0.00	47,883.33	7/26/2024		100.000	4.061		4.061	(76,279.68)

**EOM - REPORT WRITER**  
**Investment Inventory**  
**Sorted by Fund**  
**December 31, 2022**

CUSIP	Investment #	Fund Number	Issuer	Purchase Date	Cur Rate	Par Value	Book Value	Market Value	Pur Accr Interest	Accrued Interest	Maturity Date	Call Date	Purchase Price	YTM	YTC	YTW	Unrealized G/L
3134GWSW7	182298	109	FHLMC Disc Note	9/22/2020	0.420	15,000,000.00	14,998,390.24	13,931,385.00	0.00	18,200.00	9/17/2024		99.975	0.426		0.426	(1,067,005.24)
3134GVZ68	181592	109	FHLMC Disc Note	6/24/2020	0.700	6,000,000.00	5,997,025.01	5,447,652.00	0.00	933.33	6/23/2025		99.900	0.720		0.720	(549,373.01)
3134GWWT9	182415	109	FHLMC Disc Note	10/6/2020	0.550	12,946,000.00	12,943,145.24	11,634,246.55	0.00	17,998.54	9/30/2025		99.960	0.558		0.558	(1,308,898.69)
3134GW3X2	182593	109	FHLMC Disc Note	10/27/2020	0.625	30,000,000.00	30,000,000.00	26,852,640.00	0.00	33,333.33	10/27/2025		100.000	0.625		0.625	(3,147,360.00)
3136G46S7	182614	109	FNMA Callable Bond	10/28/2020	0.560	25,000,000.00	25,000,000.00	22,400,600.00	0.00	24,500.00	10/28/2025		100.000	0.560		0.560	(2,599,400.00)
3135G06J7	183098	109	FNMA Callable Bond	12/10/2020	0.650	10,000,000.00	10,000,000.00	8,963,840.00	0.00	3,791.67	12/10/2025		100.000	0.650		0.650	(1,036,160.00)
3130ALGH1	183862	109	FHLB Step-Up Bond	2/26/2021	0.450	6,000,000.00	6,000,000.00	5,400,666.00	0.00	9,375.00	2/26/2026		100.000	0.420		0.420	(599,334.00)
3130ALGE8	183968	109	FHLB Step-Up Bond	3/10/2021	0.450	5,000,000.00	5,000,000.00	4,495,200.00	0.00	6,937.50	3/10/2026		100.000	0.420		0.420	(504,800.00)
3130ALM27	184064	109	FHLB Step-Up Bond	3/23/2021	0.600	6,000,000.00	6,000,000.00	5,423,070.00	0.00	9,800.00	3/23/2026	3/23/2023	100.000	0.545	0.462	0.462	(576,930.00)
<b>109 Total</b>						<b>1,399,447,000.00</b>	<b>1,378,069,111.07</b>	<b>1,372,811,202.05</b>	<b>14,062.50</b>	<b>9,323,533.33</b>							<b>(5,257,909.02)</b>
WACHOVIA8	151203	300	Wells Fargo Interest Bearing Acct		0.660	15,801,071.00	15,801,071.00	15,801,071.00	0.00	8,790.35			100.000	0.660		0.660	0.00
825252885	184865	300	Invesco Money Market Fund	7/23/2021	4.216	16,695,400.00	16,695,400.00	16,695,400.00	0.00	56,842.33			100.000	4.216		4.216	0.00
31607A703	168034	300	Fidelity Money Market Fund		4.100	0.00	0.00	0.00	0.00	0.44			100.000	4.100		4.100	0.00
09248U700	186939	300	BlackRock Money Market Fund	5/26/2022	4.033	0.00	0.00	0.00	0.00	25,941.13			100.000	4.033		4.033	0.00
4812C0670	184103	300	J.P. Morgan Money Market Fund	3/25/2021	4.105	0.00	0.00	0.00	0.00	0.00			100.000	4.105		4.105	0.00
48306BN35	188191	300	Kaiser Comm Paper	11/7/2022	4.000	3,616,000.00	3,593,098.67	3,601,799.97	0.00	22,097.77	1/3/2023		99.367	4.081		4.081	8,701.30
62479M333	187913	300	MUFG Comm Paper	10/6/2022	3.420	5,000,000.00	4,957,725.00	4,981,600.00	0.00	41,325.00	1/3/2023		99.155	3.497		3.497	23,875.00
313384AC3	187643	300	FHLB Disc Note	9/8/2022	3.105	2,500,000.00	2,474,771.88	2,489,957.50	0.00	24,796.87	1/3/2023		98.991	3.137		3.137	15,185.62
14912EN45	188348	300	Caterpillar Comm Paper	11/18/2022	4.000	5,000,000.00	4,973,888.89	4,997,020.00	0.00	24,444.44	1/4/2023		99.478	4.077		4.077	23,131.11
48306BN43	188255	300	Kaiser Comm Paper	11/14/2022	3.980	5,000,000.00	4,971,808.33	4,996,965.00	0.00	26,533.34	1/4/2023		99.436	4.058		4.058	25,156.67
313384AE9	188124	300	FHLB Disc Note	10/31/2022	3.865	5,000,000.00	4,964,570.83	4,998,810.00	0.00	33,281.95	1/5/2023		99.291	3.893		3.893	34,239.17
313384AF6	187403	300	FHLB Disc Note	8/10/2022	2.920	2,000,000.00	1,975,828.89	1,999,288.00	0.00	23,360.00	1/6/2023		98.791	2.956		2.956	23,459.11
313396AJ2	188765	300	FHLMC Disc Note	12/28/2022	3.700	2,000,000.00	1,997,533.33	1,998,574.00	0.00	822.22	1/9/2023		99.877	3.705		3.705	1,040.67
48306BNA9	188167	300	Kaiser Comm Paper	11/3/2022	4.050	4,000,000.00	3,969,400.00	3,994,644.00	0.00	26,550.00	1/10/2023		99.235	4.138		4.138	25,244.00
98459SNA2	188291	300	Yale Univ Comm Paper	11/16/2022	4.120	5,000,000.00	4,968,525.00	4,993,430.00	0.00	26,324.55	1/10/2023		99.371	4.204		4.204	24,905.00
98459SNB0	188500	300	Yale Univ Comm Paper	12/1/2022	4.100	5,000,000.00	4,976,650.00	4,992,830.00	0.00	17,654.88	1/11/2023		99.533	4.177		4.177	16,180.00
313384AL3	187726	300	FHLB Disc Note	9/16/2022	3.455	4,500,000.00	4,449,470.63	4,495,635.00	0.00	46,210.62	1/11/2023		98.877	3.494		3.494	46,164.37
5255M5NC9	188190	300	Leland Stanford Comm Paper	11/7/2022	4.200	5,000,000.00	4,961,500.00	4,961,500.00	0.00	32,083.33	1/12/2023		99.230	4.291		4.291	0.00
91411UNC5	188200	300	Univ of California Comm Paper	11/8/2022	4.100	5,000,000.00	4,962,986.11	4,992,775.00	0.00	30,750.00	1/12/2023		99.260	4.188		4.188	29,788.89
313384AN9	187266	300	FHLB Disc Note	7/20/2022	2.770	1,200,000.00	1,183,657.00	1,198,575.60	0.00	15,235.00	1/13/2023		98.638	2.808		2.808	14,918.60
313384AS8	187933	300	FHLB Disc Note	10/7/2022	3.630	2,000,000.00	1,979,430.00	1,996,676.00	0.00	17,343.33	1/17/2023		98.972	3.668		3.668	17,246.00
14912ENJ2	188707	300	Caterpillar Comm Paper	12/20/2022	4.300	2,500,000.00	2,491,340.28	2,494,315.00	0.00	3,583.33	1/18/2023		99.654	4.375		4.375	2,974.72
98459SNJ3	188037	300	Yale Univ Comm Paper	10/19/2022	4.050	5,000,000.00	4,948,810.00	4,988,640.00	0.00	41,627.03	1/18/2023		98.976	4.149		4.149	39,830.00
07287DNP1	188013	300	Baylor Scott Comm Paper	10/17/2022	4.100	5,000,000.00	4,944,194.44	4,985,615.00	0.00	43,277.78	1/23/2023		98.884	4.204		4.204	41,420.56
14912ENQ6	188719	300	Caterpillar Comm Paper	12/21/2022	4.300	5,000,000.00	4,979,694.44	4,985,010.00	0.00	6,569.45	1/24/2023		99.594	4.377		4.377	5,315.56
313384BA6	188718	300	FHLB Disc Note	12/21/2022	4.020	5,000,000.00	4,980,458.33	4,986,685.00	0.00	6,141.67	1/25/2023		99.609	4.036		4.036	6,226.67
91411UNS0	188110	300	Univ of California Comm Paper	10/28/2022	4.250	5,000,000.00	4,946,875.00	4,946,875.00	0.00	38,368.06	1/26/2023		98.938	4.355		4.355	0.00
91411UNS0	188142	300	Univ of California Comm Paper	11/2/2022	4.250	3,000,000.00	2,969,895.83	2,969,895.83	0.00	21,250.00	1/26/2023		98.997	4.353		4.353	0.00
313384BC2	187267	300	FHLB Disc Note	7/20/2022	2.770	1,200,000.00	1,182,364.33	1,196,514.00	0.00	15,235.00	1/27/2023		98.530	2.871		2.871	14,149.67
07287DNW6	188601	300	Baylor Scott Comm Paper	12/9/2022	4.300	4,000,000.00	3,975,155.56	3,985,104.00	0.00	10,988.89	1/30/2023		99.379	4.327		4.327	9,948.44
91411UP33	188518	300	Univ of California Comm Paper	12/2/2022	4.200	2,000,000.00	1,985,300.00	1,985,300.00	0.00	7,000.00	2/3/2023		99.265	4.290		4.290	0.00
313384BK4	187568	300	FHLB Disc Note	8/30/2022	3.120	2,000,000.00	1,972,786.67	1,992,246.00	0.00	21,493.33	2/3/2023		98.639	3.163		3.163	19,459.33
313384BP3	187914	300	FHLB Disc Note	10/6/2022	3.755	5,000,000.00	4,935,330.56	4,978,555.00	0.00	45,372.91	2/7/2023		98.707	3.804		3.804	43,224.44
48306BP82	188650	300	Kaiser Comm Paper	8/15/2022	4.400	5,000,000.00	4,966,388.89	4,975,275.00	0.00	10,388.89	2/8/2023		99.328	4.491		4.491	8,886.11
98459SP85	188579	300	Yale Univ Comm Paper	12/8/2022	4.220	5,000,000.00	4,963,660.00	4,975,760.00	0.00	14,067.10	2/8/2023		99.273	4.310		4.310	12,100.00
313384BQ1	188256	300	FHLB Disc Note	11/14/2022	4.065	5,000,000.00	4,951,445.83	4,977,945.00	0.00	27,100.00	2/8/2023		99.029	4.105		4.105	26,499.17
26441UP90	188320	300	Duke Univ Comm Paper	11/17/2022	4.250	5,000,000.00	4,950,416.67	4,950,416.67	0.00	26,562.50	2/9/2023		99.008	4.352		4.352	0.00
912796XZ7	187429	300	U.S. Treasury Bill	8/12/2022	2.949	2,400,000.00	2,364,415.40	2,390,426.40	0.00	27,917.20	2/9/2023		98.517	3.035		3.035	26,011.00
313384BS7	188181	300	FHLB Disc Note	11/4/2022	4.110	1,200,000.00	1,186,574.00	1,194,302.40	0.00	7,946.00	2/10/2023		98.881	4.157		4.157	7,728.40
3133EMQH8	183705	300	FFCB Callable Bond	2/10/2021	0.110	2,500,000.00	2,499,932.29	2,487,965.00	0.00	1,077.08	2/10/2023		99.950	0.135		0.135	(11,967.29)
16085PPE0	188266	300	Carolinias Health Comm Paper	11/15/2022	4.300	5,000,000.00	4,945,652.78	4,945,652.78	0.00	28,069.44	2/14/2023		98.913	4.408		4.408	0.00
92181PPE6	188673	300	Vanderbilt Univ Comm Paper	12/16/2022	4.350	5,000,000.00	4,963,750.00	4,963,750.00	0.00	9,666.67	2/14/2023		99.275	4.443		4.443	0.00
19865XPG0	188349	300	Columbia Univ Comm Paper	11/18/2022	4.250	2,000,000.00	1,978,750.00	1,978,750.00	0.00	10,388.89	2/16/2023						

**EOM - REPORT WRITER**  
**Investment Inventory**  
**Sorted by Fund**  
**December 31, 2022**

CUSIP	Investment #	Fund Number	Issuer	Purchase Date	Cur Rate	Par Value	Book Value	Market Value	Pur Accr Interest	Accrued Interest	Maturity Date	Call Date	Purchase Price	YTM	YTC	YTW	Unrealized G/L
19865XPP0	188393	300	Columbia Univ Comm Paper	11/22/2022	4.300	5,000,000.00	4,944,458.33	4,944,458.33	0.00	23,888.89	2/23/2023		98.889	4.409		4.409	0.00
912796T33	187562	300	U.S. Treasury Bill	8/29/2022	3.180	5,000,000.00	4,921,383.33	4,969,910.00	0.00	55,208.34	2/23/2023		98.428	3.276		3.276	48,526.67
89233HPU2	188125	300	Toyota Comm Paper	10/31/2022	4.450	4,000,000.00	3,940,666.67	3,970,332.00	0.00	30,655.55	2/28/2023		98.517	4.580		4.580	29,665.33
313384CM9	187596	300	FHLB Disc Note	9/1/2022	3.250	4,000,000.00	3,934,638.89	3,972,012.00	0.00	44,055.55	3/1/2023		98.366	3.304		3.304	37,373.11
313384CS6	187798	300	FHLB Disc Note	9/26/2022	3.770	5,000,000.00	4,915,698.61	4,962,650.00	0.00	50,790.28	3/6/2023		98.314	3.835		3.835	46,951.39
313384CU1	188364	300	FHLB Disc Note	11/21/2022	4.330	3,000,000.00	2,961,390.83	2,976,870.00	0.00	14,794.17	3/8/2023		98.713	4.386		4.386	15,479.17
19865XQ95	188548	300	Columbia Univ Comm Paper	12/7/2022	4.350	4,000,000.00	3,955,533.33	3,955,533.33	0.00	12,083.33	3/9/2023		98.888	4.460		4.460	0.00
21920PQ91	188580	300	Cornell Univ Comm Paper	12/8/2022	4.350	5,000,000.00	4,945,020.83	4,945,020.83	0.00	14,500.00	3/9/2023		98.900	4.459		4.459	0.00
26441UQ99	188672	300	Duke Univ Comm Paper	12/16/2022	4.450	3,025,000.00	2,993,964.34	2,993,964.34	0.00	5,982.78	3/9/2023		98.974	4.559		4.559	0.00
313384CW7	188469	300	FHLB Disc Note	11/30/2022	4.451	10,000,000.00	9,878,055.56	9,920,500.00	0.00	39,022.22	3/10/2023		98.781	4.506		4.506	42,444.44
313384DB2	187797	300	FHLB Disc Note	9/26/2022	3.810	5,000,000.00	4,910,041.67	4,957,250.00	0.00	51,329.16	3/15/2023		98.201	3.880		3.880	47,208.33
19865XQG9	188647	300	Columbia Univ Comm Paper	12/15/2022	4.450	5,000,000.00	4,943,756.94	4,943,756.94	0.00	10,506.95	3/16/2023		98.875	4.563		4.563	0.00
313384DD8	188470	300	FHLB Disc Note	11/30/2022	4.410	10,000,000.00	9,868,925.00	9,912,100.00	0.00	39,200.00	3/17/2023		98.689	4.469		4.469	43,175.00
313384DJ5	187428	300	FHLB Disc Note	8/12/2022	3.000	6,600,000.00	6,477,900.00	6,538,032.60	0.00	78,100.00	3/22/2023		98.150	3.111		3.111	60,132.60
313384DL0	187827	300	FHLB Disc Note	9/28/2022	3.800	10,000,000.00	9,813,166.67	9,903,710.00	0.00	100,277.78	3/24/2023		98.132	3.872		3.872	90,543.33
313384DP1	188402	300	FHLB Disc Note	11/23/2022	4.425	4,000,000.00	3,939,033.33	3,960,048.00	0.00	19,175.00	3/27/2023		98.476	4.493		4.493	21,014.67
313384DR7	188446	300	FHLB Disc Note	11/29/2022	4.395	5,500,000.00	5,419,425.00	5,443,751.50	0.00	22,158.13	3/29/2023		98.535	4.460		4.460	24,326.50
313384DS5	188471	300	FHLB Disc Note	11/30/2022	4.450	10,000,000.00	9,851,666.67	9,896,530.00	0.00	39,555.55	3/30/2023		98.517	4.517		4.517	44,863.33
313384DT3	187867	300	FHLB Disc Note	9/30/2022	3.950	6,000,000.00	5,880,183.33	5,937,198.00	0.00	61,225.00	3/31/2023		98.003	4.030		4.030	57,014.67
79584SR32	187198	300	Salvation Army Comm Paper	7/11/2022	3.200	5,000,000.00	4,881,777.78	4,881,777.78	0.00	77,333.33	4/3/2023		97.636	3.306		3.306	0.00
313384DY2	188054	300	FHLB Disc Note	10/20/2022	4.275	5,000,000.00	4,900,843.75	4,943,950.00	0.00	43,343.75	4/5/2023		98.017	4.361		4.361	43,106.25
89233HRC0	187883	300	Toyota Comm Paper	10/4/2022	4.250	5,000,000.00	4,887,847.22	4,933,965.00	0.00	52,534.72	4/12/2023		97.757	4.404		4.404	46,117.78
313384EF2	188777	300	FHLB Disc Note	12/30/2022	4.485	3,000,000.00	2,961,503.75	2,963,826.00	0.00	747.50	4/12/2023		98.717	4.543		4.543	2,322.25
313384EP0	187447	300	FHLB Disc Note	8/16/2022	3.070	4,000,000.00	3,915,745.56	3,947,896.00	0.00	47,073.33	4/20/2023		97.894	3.183		3.183	32,150.44
313384ET2	188447	300	FHLB Disc Note	11/29/2022	4.495	5,500,000.00	5,399,736.53	5,425,700.50	0.00	22,662.29	4/24/2023		98.177	4.578		4.578	25,963.97
313384EV7	187799	300	FHLB Disc Note	9/26/2022	3.930	5,000,000.00	4,884,283.33	4,931,245.00	0.00	52,945.83	4/26/2023		97.686	4.048		4.048	46,961.67
313384FB0	187814	300	FHLB Disc Note	9/27/2022	3.905	3,000,000.00	2,929,384.58	2,956,104.00	0.00	31,240.00	5/2/2023		97.646	4.024		4.024	26,719.42
46640QS44	187884	300	J.P. Morgan Comm Paper	10/4/2022	4.270	5,000,000.00	4,874,272.22	4,917,915.00	0.00	52,781.95	5/4/2023		97.485	4.427		4.427	43,642.78
46640QS85	188201	300	J.P. Morgan Comm Paper	11/8/2022	5.010	2,000,000.00	1,949,621.67	1,966,052.00	0.00	15,030.00	5/8/2023		97.481	5.211		5.211	16,430.33
313384FK0	187897	300	FHLB Disc Note	10/5/2022	4.005	2,000,000.00	1,951,717.50	1,968,784.00	0.00	19,580.00	5/10/2023		97.586	4.145		4.145	17,066.50
313384FM6	188257	300	FHLB Disc Note	11/14/2022	4.480	2,200,000.00	2,150,993.78	2,165,127.80	0.00	13,141.33	5/12/2023		97.772	4.582		4.582	14,134.02
78009SBF0	188293	300	RBC Comm Paper	11/16/2022	4.970	5,000,000.00	4,875,750.00	4,910,185.00	0.00	31,752.78	5/15/2023		97.515	5.167		5.167	34,435.00
46640QT27	187624	300	J.P. Morgan Comm Paper	9/7/2022	3.870	1,500,000.00	1,456,785.00	1,469,220.00	0.00	18,705.00	6/2/2023		97.119	4.014		4.014	12,435.00
313384GN3	188735	300	FHLB Disc Note	12/22/2022	4.535	6,000,000.00	5,874,531.67	5,885,190.00	0.00	7,558.33	6/6/2023		97.909	4.632		4.632	10,658.33
313384GY9	187878	300	FHLB Disc Note	10/3/2022	3.975	2,000,000.00	1,943,466.67	1,958,774.00	0.00	19,875.00	6/16/2023		97.173	4.125		4.125	15,307.33
78009BTP7	187815	300	RBC Comm Paper	9/27/2022	4.430	5,000,000.00	4,834,490.28	4,881,460.00	0.00	59,066.67	6/23/2023		96.690	4.611		4.611	46,969.72
313384HK8	188736	300	FHLB Disc Note	12/22/2022	4.560	6,000,000.00	5,857,880.00	5,869,704.00	0.00	7,600.00	6/27/2023		97.631	4.722		4.722	11,824.00
46640QUH2	188267	300	J.P. Morgan Comm Paper	11/15/2022	5.000	2,000,000.00	1,932,222.22	1,945,696.00	0.00	13,055.56	7/17/2023		96.611	5.213		5.213	13,473.78
3133EMQK1	183704	300	FFCB Callable Bond	2/10/2021	0.150	3,700,000.00	3,699,774.92	3,598,801.30	0.00	2,173.75	8/10/2023		99.975	0.160		0.160	(100,973.62)
3135G05R0	181997	300	FNMA Callable Bond	8/13/2020	0.300	3,100,000.00	3,098,966.21	3,019,985.90	0.00	3,642.50	8/10/2023		99.836	0.355		0.355	(78,980.31)
3136G42C6	182084	300	FNMA Callable Bond	8/26/2020	0.320	2,000,000.00	2,000,000.00	1,940,404.00	0.00	2,240.00	8/25/2023		100.000	0.320		0.320	(59,596.00)
3130AU2P8	188737	300	FHLB Callable Bond	12/22/2022	5.000	2,000,000.00	2,000,000.00	2,005,172.00	0.00	2,500.00	9/22/2023	3/22/2023	100.000	5.010		5.010	5,172.00
3130ARNY3	186743	300	FHLB Step-Up Bond	4/27/2022	3.000	2,000,000.00	2,000,000.00	1,970,658.00	0.00	10,666.67	10/27/2023		100.000	2.494		2.494	(29,342.00)
3134GW6E1	184701	300	FHLMC Disc Note	6/30/2021	0.320	2,000,000.00	1,999,857.01	1,926,858.00	0.00	1,048.89	11/2/2023		99.980	0.329		0.329	(72,999.01)
3133EMPB2	183644	300	FFCB Callable Bond	2/3/2021	0.170	4,000,000.00	4,000,000.00	3,843,580.00	0.00	1,095.56	11/3/2023		100.000	0.170		0.170	(156,420.00)
3130ALFY5	183998	300	FHLB Callable Bond	3/15/2021	0.200	5,000,000.00	5,000,000.00	4,772,135.00	0.00	2,944.44	12/15/2023		100.000	0.200		0.200	(227,865.00)
3130APFB6	185430	300	FHLB Step-Up Bond	10/19/2021	0.700	2,000,000.00	2,000,000.00	1,893,028.00	0.00	2,800.00	4/19/2024		100.000	0.480		0.480	(106,972.00)
3130AME24	184360	300	FHLB Callable Bond	5/3/2021	0.390	2,500,000.00	2,500,000.00	2,351,655.00	0.00	1,570.83	5/3/2024		100.000	0.390		0.390	(148,345.00)
3135GA3C3	182926	300	FNMA Callable Bond	11/25/2020	0.350	1,300,000.00	1,299,871.25	1,221,114.70	0.00	556.11	5/17/2024		99.975	0.357		0.357	(78,756.55)
3130ANF21	184994	300	FHLB Step-Up Bond	8/16/2021	0.500	2,000,000.00	2,000,000.00	1,872,494.00	0.00	3,750.00	8/16/2024	2/16/2023	100.000	0.417	0.333	0.333	(127,506.00)
3130ANF21	184995	300	FHLB Step-Up Bond	8/16/2021	0.500	2,000,000.00	2,000,000.00	1,872,494.00	0.00	3,750.00	8/16/2024	2/16/2023	100.000	0.417	0.333	0.333	(127,506.00)
3130AMYT3	184702	300	FHLB Step-Up Bond	6/30/2021	0.700	2,000,000.00	2,000,000.00	1,850,800.00	0.00	38.89	12/30/2024		100.000	0.614		0.614	(149,200.00)
3130AN4K3	184847	300	FHLB Step-Up Bond	7/21/2021	0.500	2,000,000.00	2,000,000.00	1,848,036.00	0.00	1,944.44	1/21/2025		100.000	0.713		0.713	(151,964.00)
3130AQQQ7	186312	300	FHLB Step-Up Bond	2/18/2022	1.125	1,000,000.00	1,000,000.00	949,681.00	0.00	1,343.75	2/18/2025		100.000	1.063		1.063	(50,319.00)
3130ALWA8	184250	300	FHLB Step-Up Bond	4/15/2021	0.625	1,100,000.00	1,100,000.00	1,013,305.70	0.00	1,451.39	4/15/2025	1/15/2023	100.000	0.563	0.446	0.446	(86,694.30)
3130ARH53	186725	300	FHLB Step-Up Bond	4/22/2022	2.000	2,000,000.00	2,000,000.00	1,937,590.00	0.00	7,666.67	4/22/2025	1/22/2023	100.000	2.326	2.002	2.002	(62,410.00)

**EOM - REPORT WRITER**  
**Investment Inventory**  
**Sorted by Fund**  
**December 31, 2022**

CUSIP	Investment #	Fund Number	Issuer	Purchase Date	Cur Rate	Par Value	Book Value	Market Value	Pur Accr Interest	Accrued Interest	Maturity Date	Call Date	Purchase Price	YTM	YTC	YTW	Unrealized G/L
3130ANZ60	185279	300	FHLB Step-Up Bond	9/27/2021	0.500	2,000,000.00	2,000,000.00	1,823,326.00	0.00	111.11	6/27/2025		100.000	0.480		0.480	(176,674.00)
3130ANGJ3	185019	300	FHLB Step-Up Bond	8/19/2021	0.600	2,000,000.00	2,000,000.00	1,843,578.00	0.00	4,400.00	8/19/2025	2/19/2023	100.000	0.525	0.400	0.400	(156,422.00)
3134GXM76	187536	300	FHLMC Disc Note	8/25/2022	3.000	2,000,000.00	2,000,000.00	1,982,366.00	0.00	21,000.00	8/25/2025	2/25/2023	100.000	5.422	3.000	3.000	(17,634.00)
3134GXX33	187790	300	FHLMC Disc Note	9/23/2022	4.000	2,000,000.00	2,000,000.00	1,978,904.00	0.00	21,777.78	9/23/2025	3/23/2023	100.000	5.110	4.000	4.000	(21,096.00)
3135G06B4	182576	300	FNMA Callable Bond	10/23/2020	0.560	2,000,000.00	2,000,000.00	1,792,892.00	0.00	2,146.67	10/22/2025		100.000	0.560		0.560	(207,108.00)
3130AKU61	183560	300	FHLB Step-Up Bond	1/27/2021	0.500	2,000,000.00	2,000,000.00	1,785,338.00	0.00	4,277.78	1/27/2026		100.000	0.460		0.460	(214,662.00)
3130AKTT3	183599	300	FHLB Step-Up Bond	1/29/2021	0.400	2,000,000.00	2,000,000.00	1,784,202.00	0.00	3,377.78	1/29/2026		100.000	0.380		0.380	(215,798.00)
3133EMZB1	184424	300	FFCB Callable Bond	5/13/2021	0.960	2,500,000.00	2,496,633.33	2,230,422.50	0.00	3,200.00	5/13/2026		99.800	1.001		1.001	(266,210.83)
3130AMKC5	184502	300	FHLB Step-Up Bond	5/28/2021	0.650	2,500,000.00	2,500,000.00	2,233,672.50	0.00	1,534.72	5/27/2026	2/27/2023	100.000	1.036	0.650	0.650	(266,327.50)
3130AN5F3	184821	300	FHLB Step-Up Bond	7/15/2021	0.750	2,000,000.00	2,000,000.00	1,784,884.00	0.00	6,916.67	7/15/2026	1/15/2023	100.000	1.045	0.750	0.750	(215,116.00)
3130ANHD5	185058	300	FHLB Step-Up Bond	8/26/2021	0.600	2,000,000.00	2,000,000.00	1,803,994.00	0.00	4,166.67	8/26/2026	2/26/2023	100.000	0.570	0.500	0.500	(196,006.00)
3130ANHR4	185059	300	FHLB Step-Up Bond	8/26/2021	0.750	2,000,000.00	2,000,000.00	1,779,498.00	0.00	5,208.33	8/26/2026	2/26/2023	100.000	0.725	0.667	0.667	(220,502.00)
3130APL37	185627	300	FHLB Callable Bond	11/16/2021	1.400	2,000,000.00	2,000,000.00	1,784,052.00	0.00	3,500.00	11/16/2026	2/16/2023	100.000	1.400	1.400	1.400	(215,948.00)
<b>300 Total</b>						<b>445,137,471.00</b>	<b>440,421,306.86</b>	<b>437,955,690.70</b>	<b>0.00</b>	<b>2,450,067.06</b>							<b>(2,465,616.16)</b>
31607A703	180816	303	Fidelity Money Market Fund	3/31/2020	4.100	0.00	0.00	0.00	0.00	565.48			100.000	4.100		4.100	0.00
313384AK5	188581	303	FHLB Disc Note	12/8/2022	3.920	9,476,000.00	9,441,949.57	9,468,125.44	0.00	24,763.95	1/10/2023		99.641	3.934		3.934	26,175.87
313588AS4	188720	303	FNMA Disc Note	12/21/2022	4.000	30,000,000.00	29,910,000.00	29,950,140.00	0.00	36,666.67	1/17/2023		99.700	4.012		4.012	40,140.00
313384BF5	188750	303	FHLB Disc Note	12/23/2022	4.090	30,000,000.00	29,870,483.33	29,903,910.00	0.00	30,675.00	1/30/2023		99.568	4.108		4.108	33,426.67
<b>303 Total</b>						<b>69,476,000.00</b>	<b>69,222,432.90</b>	<b>69,322,175.44</b>	<b>0.00</b>	<b>92,671.10</b>							<b>99,742.54</b>
31607A703	184131	304	Fidelity Money Market Fund	3/1/2021	4.100	0.00	0.00	0.00	0.00	0.00			100.000	4.100		4.100	0.00
09248U700	184132	304	BlackRock Money Market Fund	3/31/2021	4.033	0.00	0.00	0.00	0.00	0.00			100.000	4.033		4.033	0.00
<b>304 Total</b>						<b>0.00</b>	<b>0.00</b>	<b>0.00</b>	<b>0.00</b>	<b>0.00</b>							<b>0.00</b>
825252885	166180	411	Invesco Money Market Fund	11/6/2019	4.216	11,512,507.19	11,512,507.19	11,512,507.19	0.00	55,317.07			100.000	4.216		4.216	0.00
31607A703	166179	411	Fidelity Money Market Fund		4.100	8,251,205.97	8,251,205.97	8,251,205.97	0.00	28,055.82			100.000	4.100		4.100	0.00
09248U700	184293	411	BlackRock Money Market Fund	4/20/2021	4.033	6,794,098.52	6,794,098.52	6,794,098.52	0.00	22,017.41			100.000	4.033		4.033	0.00
4812C0670	184104	411	J.P. Morgan Money Market Fund	3/25/2021	4.105	25,000,000.00	25,000,000.00	25,000,000.00	0.00	78,855.49			100.000	4.105		4.105	0.00
14912EN37	188353	411	Caterpillar Comm Paper	11/18/2022	4.000	10,000,000.00	9,948,888.89	9,961,240.00	0.00	48,888.89	1/3/2023		99.489	4.076		4.076	12,351.11
313588AC9	188620	411	FNMA Disc Note	12/13/2022	3.750	12,000,000.00	11,973,750.00	11,973,750.00	0.00	23,750.00	1/3/2023		99.781	3.758		3.758	0.00
313384AD1	188751	411	FHLB Disc Note	12/23/2022	3.920	7,600,000.00	7,590,069.33	7,599,095.60	0.00	7,448.00	1/4/2023		99.869	3.925		3.925	9,026.27
313396AE3	188778	411	FHLMC Disc Note	12/30/2022	3.500	4,000,000.00	3,997,666.67	3,999,048.00	0.00	777.78	1/5/2023		99.942	3.502		3.502	1,381.33
313384AJ8	188192	411	FHLB Disc Note	11/7/2022	3.950	10,000,000.00	9,930,875.00	9,992,870.00	0.00	60,347.22	1/9/2023		99.309	3.977		3.977	61,995.00
98459SNA2	188297	411	Yale Univ Comm Paper	11/16/2022	4.120	10,000,000.00	9,937,050.00	9,986,860.00	0.00	52,649.09	1/10/2023		99.371	4.204		4.204	49,810.00
313384AL3	187831	411	FHLB Disc Note	9/28/2022	3.460	48,314,000.00	47,826,431.22	48,267,135.42	0.00	441,133.66	1/11/2023		98.991	3.495		3.495	440,704.20
14912ENC7	188613	411	Caterpillar Comm Paper	12/12/2022	4.100	10,000,000.00	9,964,694.44	9,984,470.00	0.00	22,777.78	1/12/2023		99.647	4.172		4.172	19,775.56
21920PNC7	188055	411	Cornell Univ Comm Paper	10/20/2022	4.050	10,000,000.00	9,905,500.00	9,905,500.00	0.00	82,125.00	1/12/2023		99.055	4.145		4.145	0.00
48306BNC5	188204	411	Kaiser Comm Paper	11/8/2022	4.100	10,000,000.00	9,925,972.22	9,984,180.00	0.00	61,500.00	1/12/2023		99.260	4.188		4.188	58,207.78
5255M5NC9	188193	411	Leland Stanford Comm Paper	11/7/2022	4.200	10,000,000.00	9,923,000.00	9,923,000.00	0.00	64,166.67	1/12/2023		99.230	4.291		4.291	0.00
91411UNJ0	188502	411	Univ of California Comm Paper	12/1/2022	4.020	10,000,000.00	9,946,400.00	9,946,400.00	0.00	34,616.67	1/18/2023		99.464	4.098		4.098	0.00
98459SNJ3	188057	411	Yale Univ Comm Paper	10/20/2022	4.050	10,000,000.00	9,898,750.00	9,977,280.00	0.00	82,125.00	1/18/2023		98.988	4.148		4.148	78,530.00
3133EMWK4	184291	411	FFCB Bullet	4/20/2021	0.140	30,000,000.00	30,000,000.00	29,945,820.00	0.00	18,900.00	1/19/2023		100.000	0.140		0.140	(54,180.00)
313384AU3	187707	411	FHLB Disc Note	9/15/2022	3.475	18,220,000.00	17,998,399.25	18,185,400.22	0.00	189,943.50	1/19/2023		98.784	3.518		3.518	187,000.97
07287DNP1	188014	411	Baylor Scott Comm Paper	10/17/2022	4.100	10,000,000.00	9,888,388.89	9,971,230.00	0.00	86,555.55	1/23/2023		98.884	4.204		4.204	82,841.11
313384BF5	188752	411	FHLB Disc Note	12/23/2022	4.090	7,000,000.00	6,969,779.44	6,977,579.00	0.00	7,157.50	1/30/2023		99.568	4.108		4.108	7,799.56
91411UP82	188616	411	Univ of California Comm Paper	12/12/2022	4.300	10,000,000.00	9,930,722.22	9,930,722.22	0.00	23,888.89	2/8/2023		99.307	4.390		4.390	0.00
98459SP85	188583	411	Yale Univ Comm Paper	12/8/2022	4.220	10,000,000.00	9,927,320.00	9,951,520.00	0.00	28,134.19	2/8/2023		99.273	4.310		4.310	24,200.00
26441UP90	188323	411	Duke Univ Comm Paper	11/17/2022	4.250	4,000,000.00	3,960,333.33	3,960,333.33	0.00	21,250.00	2/9/2023		99.008	4.352		4.352	0.00
16085HPE0	188269	411	Carolinas Health Comm Paper	11/15/2022	4.300	10,000,000.00	9,891,305.56	9,891,305.56	0.00	56,138.89	2/14/2023		98.913	4.408		4.408	0.00
92181PPE6	188675	411	Vanderbilt Univ Comm Paper	12/16/2022	4.350	10,000,000.00	9,927,500.00	9,927,500.00	0.00	19,333.33	2/14/2023		99.275	4.443		4.443	0.00
313384BX6	187947	411	FHLB Disc Note	10/11/2022	3.810	19,000,000.00	18,744,624.17	18,899,927.00	0.00	164,888.33	2/15/2023		98.656	3.862		3.862	155,302.83
19865XPG0	188295	411	Columbia Univ Comm Paper	11/16/2022	4.250	10,000,000.00	9,891,388.89	9,891,388.89	0.00	54,305.56	2/16/2023		98.914	4.356		4.356	0.00
59087BPG6	188296	411	MetLife Funding Comm Paper	11/16/2022	4.250	10,000,000.00	9,891,388.89	9,940,960.00	0.00	54,305.56	2/16/2023		98.914	4.356		4.356	49,571.11
313384BY4	187708	411	FHLB Disc Note	9/15/2022	3.590	11,791,000.00	11,609,922.99	11,727,458.30	0.00	126,989.07	2/16/2023		98.464	3.646		3.646	117,535.31
313384BY4	187898	411	FHLB Disc Note	10/5/2022	3.790	8,994,000.00	8,867,119.64	8,945,531.33	0.00	83,324.42	2/16/2023		98.589	3.844		3.844	78,411.69
313384BY4	188614	411	FHLB Disc Note	12/12/2022	4.170	21,389,000.00	21,225,481.10	21,273,734.68	0.00	49,551.18	2/16/2023		99.236	4.202		4.202	48,253.58
19865XPP0	188448	411	Columbia Univ Comm Paper	11/29/2022	4.300	10,000,000.00	9,897,277.78	9,897,277.78	0.00	39,416.67	2/23/2023		98.973	4.405		4.405	0.00
3133EMSE3	183875	411	FFCB Callable Bond	3/1/2021	0.110	2,000,000.00	2,000,000.00	1,985,384.00	0.00	733.33	3/1/2023		100.000	0.110		0.110	(14,616.00)



**EOM - REPORT WRITER**  
**Investment Inventory**  
**Sorted by Fund**  
**December 31, 2022**

CUSIP	Investment #	Fund Number	Issuer	Purchase Date	Cur Rate	Par Value	Book Value	Market Value	Pur Accr Interest	Accrued Interest	Maturity Date	Call Date	Purchase Price	YTM	YTC	YTW	Unrealized G/L
313384DB2	188101	411	FHLB Disc Note	10/27/2022	4.195	47,903,000.00	47,127,097.81	47,493,429.35	0.00	368,413.99	3/15/2023		98.380	4.264		4.264	366,331.54
19865XQG9	188708	411	Columbia Univ Comm Paper	12/20/2022	4.450	7,000,000.00	6,925,586.11	6,925,586.11	0.00	10,383.33	3/16/2023		98.937	4.560		4.560	0.00
912796YL7	187817	411	U.S. Treasury Bill	9/27/2022	3.720	30,000,000.00	29,473,000.00	29,751,210.00	0.00	297,600.00	3/16/2023		98.243	3.839		3.839	278,210.00
313384DD8	187961	411	FHLB Disc Note	10/12/2022	3.985	17,000,000.00	16,706,438.33	16,850,570.00	0.00	152,426.25	3/17/2023		98.273	4.055		4.055	144,131.67
313384DT3	187868	411	FHLB Disc Note	9/30/2022	3.950	5,000,000.00	4,900,152.78	4,947,665.00	0.00	51,020.83	3/31/2023		98.003	4.030		4.030	47,512.22
313384DT3	187869	411	FHLB Disc Note	9/30/2022	3.950	25,000,000.00	24,500,763.89	24,738,325.00	0.00	255,104.17	3/31/2023		98.003	4.030		4.030	237,561.11
46640QR60	187915	411	J.P. Morgan Comm Paper	10/6/2022	4.300	10,000,000.00	9,782,611.11	9,874,710.00	0.00	103,916.67	4/6/2023		97.826	4.457		4.457	92,098.89
313384EE5	188023	411	FHLB Disc Note	10/18/2022	4.210	49,000,000.00	47,997,201.39	48,415,087.00	0.00	429,770.83	4/11/2023		97.953	4.298		4.298	417,885.61
78009BRE4	188001	411	RBC Comm Paper	10/14/2022	4.570	368,000.00	359,497.77	362,984.16	0.00	3,690.53	4/14/2023		97.690	4.743		4.743	3,486.39
313384EH8	188217	411	FHLB Disc Note	11/9/2022	4.450	20,000,000.00	19,614,333.33	19,754,000.00	0.00	131,027.78	4/14/2023		98.072	4.537		4.537	139,666.67
313384EL9	188202	411	FHLB Disc Note	11/8/2022	4.395	29,322,000.00	28,749,243.60	28,950,695.51	0.00	193,305.29	4/17/2023		98.047	4.483		4.483	201,451.91
46640QS93	188219	411	J.P. Morgan Comm Paper	11/9/2022	5.000	10,000,000.00	9,748,611.11	9,828,870.00	0.00	73,611.11	5/9/2023		97.486	5.200		5.200	80,258.89
89233HSC9	188127	411	Toyota Comm Paper	10/31/2022	4.870	30,019,000.00	29,235,245.60	29,492,646.85	0.00	251,776.02	5/12/2023		97.389	5.063		5.063	257,401.25
313384FM6	188350	411	FHLB Disc Note	11/18/2022	4.490	29,322,000.00	28,682,006.63	28,857,216.98	0.00	160,912.62	5/12/2023		97.817	4.590		4.590	175,210.35
46640QS67	188268	411	J.P. Morgan Comm Paper	11/15/2022	4.870	15,000,000.00	14,630,691.67	14,728,575.00	0.00	95,370.83	5/16/2023		97.538	5.063		5.063	97,883.33
46640QT27	187625	411	J.P. Morgan Comm Paper	9/7/2022	3.870	10,000,000.00	9,711,900.00	9,794,800.00	0.00	124,700.00	6/2/2023		97.119	4.014		4.014	82,900.00
78009BTC6	187709	411	RBC Comm Paper	9/15/2022	4.300	6,000,000.00	5,806,500.00	5,867,460.00	0.00	77,400.00	6/12/2023		96.775	4.473		4.473	80,960.00
912796X53	188321	411	U.S. Treasury Bill	11/17/2022	4.150	18,338,000.00	17,894,067.58	17,968,324.26	0.00	95,128.38	6/15/2023		97.579	4.300		4.300	74,256.68
313384GY9	188384	411	FHLB Disc Note	11/22/2022	4.610	18,000,000.00	17,525,170.00	17,628,966.00	0.00	92,200.00	6/16/2023		97.362	4.763		4.763	103,796.00
313384JF7	188473	411	FHLB Disc Note	11/30/2022	4.620	30,019,000.00	29,136,791.62	29,298,303.85	0.00	123,278.03	7/17/2023		97.061	4.803		4.803	161,512.23
313384JG5	188474	411	FHLB Disc Note	11/30/2022	4.620	15,000,000.00	14,557,250.00	14,638,095.00	0.00	61,600.00	7/18/2023		97.048	4.804		4.804	80,845.00
3133EL3E2	181963	411	FFCB Callable Bond	8/10/2020	0.320	7,000,000.00	7,000,000.00	6,817,755.00	0.00	8,773.33	8/10/2023		100.000	0.320		0.320	(182,245.00)
3133EMQK1	183781	411	FFCB Callable Bond	2/18/2021	0.150	3,000,000.00	2,999,631.73	2,917,947.00	0.00	1,762.50	8/10/2023		99.950	0.170		0.170	(81,684.73)
3135G0SR0	182000	411	FNMA Callable Bond	8/13/2020	0.300	4,000,000.00	3,999,145.96	3,896,756.00	0.00	4,700.00	8/10/2023		99.895	0.335		0.335	(102,389.96)
313384KP3	188618	411	FHLB Disc Note	12/13/2022	4.570	18,000,000.00	17,433,320.00	17,499,006.00	0.00	43,415.00	8/18/2023		96.852	4.758		4.758	65,686.00
313384KS7	188615	411	FHLB Disc Note	12/12/2022	4.600	41,411,000.00	40,077,565.80	40,243,582.50	0.00	105,828.11	8/21/2023		96.780	4.791		4.791	166,016.70
3130ARZL8	186917	411	FHLB Step-Up Bond	5/25/2022	3.050	1,900,000.00	1,900,000.00	1,879,670.00	0.00	5,795.00	8/25/2023		100.000	2.648		2.648	(20,330.00)
3136G42B8	182110	411	FNMA Callable Bond	8/28/2020	0.330	3,500,000.00	3,500,000.00	3,398,083.50	0.00	3,946.25	8/28/2023		100.000	0.330		0.330	(101,916.50)
3130AU2P8	188738	411	FHLB Callable Bond	12/22/2022	5.000	3,000,000.00	3,000,000.00	3,007,758.00	0.00	3,750.00	9/22/2023	3/22/2023	100.000	5.010		5.010	7,758.00
3136G46A6	182618	411	FNMA Callable Bond	10/28/2020	0.300	2,000,000.00	2,000,000.00	1,923,132.00	0.00	1,066.67	10/27/2023		100.000	0.300		0.300	(76,868.00)
3130ARNY3	186744	411	FHLB Step-Up Bond	4/27/2022	3.000	5,000,000.00	5,000,000.00	4,926,645.00	0.00	26,666.67	10/27/2023		100.000	2.500		2.500	(73,355.00)
3130ARTV3	186815	411	FHLB Step-Up Bond	5/9/2022	3.050	1,600,000.00	1,600,000.00	1,572,814.40	0.00	7,048.89	11/9/2023		100.000	2.617		2.617	(27,185.60)
3133EMLT7	183299	411	FFCB Callable Bond	12/29/2020	0.210	3,000,000.00	3,000,000.00	2,861,442.00	0.00	52.50	12/28/2023		100.000	0.210		0.210	(138,558.00)
3134GWXB7	182381	411	FHLMC Disc Note	10/1/2020	0.300	5,000,000.00	5,000,000.00	4,782,105.00	0.00	83.33	12/29/2023		100.000	0.300		0.300	(217,895.00)
3130AMHP0	184574	411	FHLB Callable Bond	6/9/2021	0.300	4,000,000.00	3,999,668.33	3,795,020.00	0.00	733.33	2/9/2024		99.980	0.308		0.308	(204,648.33)
3130APH81	185533	411	FHLB Step-Up Bond	11/3/2021	0.400	5,000,000.00	4,990,691.49	4,728,975.00	0.00	3,611.11	4/26/2024	1/26/2023	99.650	0.471	0.547	0.471	(261,716.49)
3130AME24	184362	411	FHLB Callable Bond	5/3/2021	0.390	5,000,000.00	5,000,000.00	4,703,310.00	0.00	3,141.67	5/3/2024		100.000	0.390		0.390	(296,690.00)
3130ATQJ9	188299	411	FHLB Callable Bond	11/16/2022	5.000	2,450,000.00	2,450,000.00	2,451,991.85	0.00	15,312.50	5/16/2024	5/16/2023	100.000	5.000		5.000	1,991.85
3135GA3C3	182946	411	FNMA Callable Bond	11/27/2020	0.350	2,400,000.00	2,399,761.92	2,254,365.60	0.00	1,026.67	5/17/2024		99.975	0.357		0.357	(145,396.32)
3130AMMM1	184539	411	FHLB Callable Bond	6/3/2021	0.375	4,000,000.00	4,000,000.00	3,754,224.00	0.00	1,166.67	6/3/2024		100.000	0.375		0.375	(245,776.00)
3130AML2	184550	411	FHLB Callable Bond	6/7/2021	0.375	4,000,000.00	4,000,000.00	3,747,368.00	0.00	1,000.00	6/7/2024		100.000	0.375		0.375	(252,632.00)
3130AMKX9	184551	411	FHLB Callable Bond	6/7/2021	0.400	2,500,000.00	2,500,000.00	2,348,960.00	0.00	666.67	6/7/2024		100.000	0.400		0.400	(151,040.00)
3130AMKZ4	184586	411	FHLB Callable Bond	6/10/2021	0.400	2,500,000.00	2,500,000.00	2,342,222.50	0.00	583.33	6/10/2024		100.000	0.400		0.400	(157,777.50)
3130AL6V1	183801	411	FHLB Step-Up Bond	2/19/2021	0.225	4,500,000.00	4,500,000.00	4,181,391.00	0.00	3,796.88	8/16/2024		100.000	0.207		0.207	(318,609.00)
3134GVVJ2	182436	411	FHLMC Disc Note	10/7/2020	0.400	3,000,000.00	2,999,604.95	2,778,579.00	0.00	3,033.33	9/30/2024		99.970	0.408		0.408	(221,025.95)
3130AMVE9	184706	411	FHLB Step-Up Bond	6/30/2021	0.550	5,000,000.00	5,000,000.00	4,641,075.00	0.00	76.39	9/30/2024		100.000	0.435		0.435	(358,925.00)
3133EMCND	182520	411	FFCB Callable Bond	10/16/2020	0.400	4,000,000.00	3,998,209.87	3,700,108.00	0.00	3,377.78	10/15/2024		99.900	0.425		0.425	(298,101.87)
3134GWZ90	182578	411	FHLMC Disc Note	10/23/2020	0.400	1,050,000.00	1,049,703.36	971,593.35	0.00	816.67	10/21/2024		99.938	0.416		0.416	(78,110.01)
3130AKXV3	184311	411	FHLB Callable Bond	4/22/2021	0.300	6,000,000.00	5,990,524.11	5,504,586.00	0.00	6,650.00	11/18/2024	2/18/2023	99.700	0.385	0.466	0.385	(485,938.11)
3130AMYT3	184705	411	FHLB Step-Up Bond	6/30/2021	0.700	5,000,000.00	5,000,000.00	4,627,000.00	0.00	97.22	12/30/2024		100.000	0.614		0.614	(373,000.00)
3130AKXL5	183782	411	FHLB Step-Up Bond	2/18/2021	0.350	2,500,000.00	2,500,000.00	2,284,455.00	0.00	3,232.64	2/18/2025		100.000	0.313		0.313	(215,545.00)
3130ANGN4	185005	411	FHLB Step-Up Bond	8/18/2021	0.350	5,000,000.00	4,998,478.17	4,605,875.00	0.00	6,465.28	2/18/2025	2/18/2023	99.950	0.698	0.383	0.383	(392,603.17)
3130AQQ97	186313	411	FHLB Step-Up Bond	2/18/2022	1.125	2,000,000.00	2,000,000.00	1,899,362.00	0.00	2,687.50	2/18/2025		100.000	1.063		1.063	(100,638.00)
3130ANNL0	185061	411	FHLB Step-Up Bond	8/26/2021	0.600	5,000,000.00	5,000,000.00	4,601,585.00	0.00	10,416.67	2/26/2025	2/26/2023	100.000	0.557	0.400	0.400	(398,415.00)
3130ARH53	186727	411	FHLB Step-Up Bond	4/22/2022	2.000	5,000,000.00	5,000,000.00	4,843,975.00	0.00	19,166.67	4/22/2025	1/22/2023	100.000	2.326	2.002	2.002	(156,025.00)
3133EMF98	184611	411	FFCB Callable Bond	6/16/2021	0.650	5,000,000.00	4,999,234.12	4,545,985.00	0.00	1,986.11	6/9/2025		99.975	0.656		0.656	(453,249.12)

**EOM - REPORT WRITER**  
**Investment Inventory**  
**Sorted by Fund**  
**December 31, 2022**

CUSIP	Investment #	Fund Number	Issuer	Purchase Date	Cur Rate	Par Value	Book Value	Market Value	Pur Accr Interest	Accrued Interest	Maturity Date	Call Date	Purchase Price	YTM	YTC	YTW	Unrealized G/L
3133EMH47	184612	411	FFCB Callable Bond	6/16/2021	0.600	5,000,000.00	4,997,234.38	4,546,115.00	0.00	1,250.00	6/16/2025		99.910	0.623		0.623	(451,119.38)
3134GXMT6	187539	411	FHLMC Disc Note	8/25/2022	3.000	3,000,000.00	3,000,000.00	2,973,549.00	0.00	31,500.00	8/25/2025	2/25/2023	100.000	5.422	3.000	3.000	(26,451.00)
3134GXK33	187791	411	FHLMC Disc Note	9/23/2022	4.000	3,000,000.00	3,000,000.00	2,968,356.00	0.00	32,666.67	9/23/2025	3/23/2023	100.000	5.110	4.000	4.000	(31,644.00)
3136G44U4	182580	411	FNMA Callable Bond	10/23/2020	0.500	1,500,000.00	1,500,000.00	1,342,558.50	0.00	1,479.17	10/20/2025		100.000	0.500		0.500	(157,441.50)
3135G06B4	182579	411	FNMA Callable Bond	10/23/2020	0.560	5,000,000.00	5,000,000.00	4,482,230.00	0.00	5,366.67	10/22/2025		100.000	0.560		0.560	(517,770.00)
3136G46N8	182652	411	FNMA Callable Bond	10/30/2020	0.600	3,000,000.00	3,000,000.00	2,690,946.00	0.00	3,100.00	10/29/2025		100.000	0.600		0.600	(309,054.00)
3133EMYD8	184378	411	FFCB Callable Bond	5/5/2021	0.850	2,000,000.00	1,998,736.71	1,807,610.00	0.00	2,738.89	11/3/2025		99.900	0.873		0.873	(191,126.71)
3130AKU61	183562	411	FHLB Step-Up Bond	1/27/2021	0.500	3,000,000.00	3,000,000.00	2,678,007.00	0.00	6,416.67	1/27/2026		100.000	0.460		0.460	(321,993.00)
3130AKZG4	183780	411	FHLB Step-Up Bond	2/18/2021	0.400	5,000,000.00	4,999,060.83	4,457,370.00	0.00	7,388.89	2/18/2026	2/18/2023	99.970	0.376	0.340	0.340	(541,690.83)
3130ALGH1	183864	411	FHLB Step-Up Bond	2/26/2021	0.450	4,600,000.00	4,600,000.00	4,140,510.60	0.00	7,187.50	2/26/2026		100.000	0.420		0.420	(459,489.40)
3130ALGJ7	184066	411	FHLB Callable Bond	3/23/2021	1.000	5,362,500.00	5,362,500.00	4,801,636.13	0.00	14,597.92	3/23/2026		100.000	1.000		1.000	(560,863.87)
3130AM7K2	184357	411	FHLB Step-Up Bond	4/30/2021	0.750	3,000,000.00	3,000,000.00	2,679,168.00	0.00	3,812.50	4/30/2026	1/30/2023	100.000	0.997	0.750	0.750	(320,832.00)
3130AMCM2	184419	411	FHLB Step-Up Bond	5/12/2021	0.500	5,000,000.00	5,000,000.00	4,587,135.00	0.00	3,402.78	5/12/2026	2/12/2023	100.000	0.450	0.321	0.321	(412,865.00)
3130AMKC5	184475	411	FHLB Step-Up Bond	5/27/2021	0.650	2,000,000.00	2,000,000.00	1,786,938.00	0.00	1,227.78	5/27/2026	2/27/2023	100.000	1.036	0.650	0.650	(213,062.00)
3130ANKW9	185048	411	FHLB Step-Up Bond	8/25/2021	0.625	5,000,000.00	5,000,000.00	4,440,305.00	0.00	10,937.50	8/25/2026	2/25/2023	100.000	0.600	0.500	0.500	(559,695.00)
3130ANJ92	185119	411	FHLB Step-Up Bond	9/2/2021	1.000	5,000,000.00	4,999,230.51	4,467,470.00	0.00	17,500.00	8/25/2026		99.979	0.937		0.937	(531,760.51)
3130ANLN8	185060	411	FHLB Step-Up Bond	8/26/2021	0.600	5,000,000.00	5,000,000.00	4,459,065.00	0.00	10,416.67	8/26/2026	2/26/2023	100.000	1.130	0.600	0.600	(540,935.00)
3130APL37	185629	411	FHLB Callable Bond	11/16/2021	1.400	5,000,000.00	5,000,000.00	4,460,130.00	0.00	8,750.00	11/16/2026	2/16/2023	100.000	1.400	1.400	1.400	(539,870.00)
<b>411 Total</b>						<b>1,091,930,311.68</b>	<b>1,077,854,274.17</b>	<b>1,069,337,035.01</b>	<b>0.00</b>	<b>5,815,677.13</b>							<b>(8,517,239.16)</b>
313384BX6	187436	414	FHLB Disc Note	8/15/2022	2.960	7,100.00	6,992.58	7,062.60	0.00	81.15	2/15/2023		98.487	3.072		3.072	70.02
313384BX6	187437	414	FHLB Disc Note	8/15/2022	2.960	13,915.00	13,704.48	13,841.71	0.00	159.03	2/15/2023		98.487	3.072		3.072	137.23
313384BX6	187438	414	FHLB Disc Note	8/15/2022	2.960	126,405.00	124,492.63	125,739.22	0.00	1,444.67	2/15/2023		98.487	3.072		3.072	1,246.59
313384BX6	187439	414	FHLB Disc Note	8/15/2022	2.960	218,580.00	215,273.14	217,428.74	0.00	2,498.12	2/15/2023		98.487	3.072		3.072	2,155.60
313384BX6	188005	414	FHLB Disc Note	10/14/2022	3.900	21,298.00	21,011.90	21,185.82	0.00	182.27	2/15/2023		98.657	3.953		3.953	173.92
313384BX6	188006	414	FHLB Disc Note	10/14/2022	3.900	41,744.00	41,183.24	41,524.13	0.00	357.26	2/15/2023		98.657	3.953		3.953	340.89
313384BX6	188007	414	FHLB Disc Note	10/14/2022	3.900	379,214.00	374,119.89	377,216.68	0.00	3,245.44	2/15/2023		98.657	3.953		3.953	3,096.79
313384BX6	188008	414	FHLB Disc Note	10/14/2022	3.900	657,744.00	648,908.30	654,279.66	0.00	5,629.20	2/15/2023		98.657	3.953		3.953	5,371.36
89233HQF4	187710	414	Toyota Comm Paper	9/15/2022	3.770	8,645.00	8,481.13	8,563.87	0.00	97.78	3/15/2023		98.104	3.896		3.896	82.74
89233HQF4	187711	414	Toyota Comm Paper	9/15/2022	3.770	234,355.00	229,912.87	232,155.58	0.00	2,650.55	3/15/2023		98.105	3.896		3.896	2,242.71
313384DB2	188009	414	FHLB Disc Note	10/14/2022	3.985	147,000.00	144,526.64	145,743.15	0.00	1,285.50	3/15/2023		98.317	4.053		4.053	1,216.51
78009BRE4	188002	414	RBC Comm Paper	10/14/2022	4.570	120,018.00	117,245.12	118,382.15	0.00	1,203.61	4/14/2023		97.690	4.743		4.743	1,137.03
78009BRE4	188003	414	RBC Comm Paper	10/14/2022	4.570	534,206.00	521,863.76	526,924.77	0.00	5,357.35	4/14/2023		97.690	4.743		4.743	5,061.01
78009BRE4	188004	414	RBC Comm Paper	10/14/2022	4.570	3,977,776.00	3,885,873.91	3,923,558.91	0.00	39,891.57	4/14/2023		97.690	4.743		4.743	37,685.00
912796ZE2	188270	414	U.S. Treasury Bill	11/15/2022	4.507	3,278.00	3,205.36	3,225.08	0.00	19.29	5/11/2023		97.784	4.673		4.673	19.72
912796ZE2	188271	414	U.S. Treasury Bill	11/15/2022	4.507	5,722.00	5,595.20	5,629.62	0.00	33.67	5/11/2023		97.784	4.673		4.673	34.42
<b>414 Total</b>						<b>6,497,000.00</b>	<b>6,362,390.15</b>	<b>6,422,461.69</b>	<b>0.00</b>	<b>64,136.46</b>							<b>60,071.54</b>
313384BH1	188144	511	FHLB Disc Note	11/2/2022	4.050	100,000.00	98,976.25	99,637.20	0.00	675.00	2/1/2023		98.976	4.092		4.092	660.95
<b>511 Total</b>						<b>100,000.00</b>	<b>98,976.25</b>	<b>99,637.20</b>	<b>0.00</b>	<b>675.00</b>							<b>660.95</b>
313384BH1	188145	522	FHLB Disc Note	11/2/2022	4.050	500,000.00	494,881.25	498,186.00	0.00	3,375.00	2/1/2023		98.976	4.092		4.092	3,304.75
<b>522 Total</b>						<b>500,000.00</b>	<b>494,881.25</b>	<b>498,186.00</b>	<b>0.00</b>	<b>3,375.00</b>							<b>3,304.75</b>
313588AC9	188739	555	FNMA Disc Note	12/22/2022	3.900	2,500,000.00	2,496,750.00	2,496,750.00	0.00	2,708.33	1/3/2023		99.870	3.905		3.905	0.00
<b>555 Total</b>						<b>2,500,000.00</b>	<b>2,496,750.00</b>	<b>2,496,750.00</b>	<b>0.00</b>	<b>2,708.33</b>							<b>0.00</b>
825252869	151206	712	Invesco Money Market Fund		4.060	0.00	0.00	0.00	0.00	0.00			100.000	4.060		4.060	0.00
316175108	184449	712	Fidelity Money Market Fund	5/20/2021	4.060	0.00	0.00	0.00	0.00	0.44			100.000	4.060		4.060	0.00
09248U700	183948	712	BlackRock Money Market Fund	3/9/2021	4.033	2,272,900.00	2,272,900.00	2,272,900.00	0.00	7,335.45			100.000	4.033		4.033	0.00
313312AD2	188483	712	FFCB Disc Note	11/30/2022	3.960	20,000,000.00	19,923,000.00	19,997,620.00	0.00	70,400.00	1/4/2023		99.615	3.975		3.975	74,620.00
313384AD1	186995	712	FHLB Disc Note	6/6/2022	1.670	4,611,000.00	4,565,653.38	4,610,451.29	0.00	44,704.92	1/4/2023		99.017	1.712		1.712	44,797.91
313384AD1	188486	712	FHLB Disc Note	11/30/2022	4.000	7,104,000.00	7,076,373.33	7,103,154.62	0.00	25,258.67	1/4/2023		99.611	4.016		4.016	26,781.29
313384AK5	188410	712	FHLB Disc Note	11/23/2022	3.985	4,021,600.00	4,000,231.90	4,018,258.05	0.00	17,361.58	1/10/2023		99.469	4.006		4.006	18,026.15
313312AL4	188631	712	FFCB Disc Note	12/14/2022	4.000	154,500.00	154,019.33	154,353.23	0.00	309.00	1/11/2023		99.689	4.012		4.012	333.90
313312AT7	186906	712	FFCB Disc Note	5/24/2022	1.700	5,000,000.00	4,943,569.44	4,991,095.00	0.00	52,416.67	1/18/2023		98.871	1.749		1.749	47,525.56
313312AT7	186927	712	FFCB Disc Note	5/25/2022	1.650	6,579,000.00	6,507,234.08	6,567,282.80	0.00	66,639.78	1/18/2023		98.909	1.697		1.697	60,048.72
313312AU4	187729	712	FFCB Disc Note	9/16/2022	3.610	5,000,000.00	4,937,326.39	4,990,505.00	0.00	53,648.61	1/19/2023		98.747	3.656		3.656	53,178.61
912796XS3	187287	712	U.S. Treasury Bill	7/21/2022	2.901	6,000,000.00	5,912,003.00	5,990,346.00	0.00	79,294.00	1/19/2023		98.533	2.985		2.985	78,343.00

**EOM - REPORT WRITER**  
**Investment Inventory**  
**Sorted by Fund**  
**December 31, 2022**

CUSIP	Investment #	Fund Number	Issuer	Purchase Date	Cur Rate	Par Value	Book Value	Market Value	Pur Accr Interest	Accrued Interest	Maturity Date	Call Date	Purchase Price	YTM	YTC	YTW	Unrealized G/L
313384BP3	187175	712	FHLB Disc Note	7/6/2022	2.450	3,492,000.00	3,440,667.60	3,477,022.81	0.00	42,539.35	2/7/2023		98.530	2.533		2.533	36,355.21
313384BP3	187189	712	FHLB Disc Note	7/7/2022	2.500	10,000,000.00	9,850,694.44	9,957,110.00	0.00	123,611.11	2/7/2023		98.507	2.585		2.585	106,415.56
313384BQ1	188724	712	FHLB Disc Note	12/21/2022	4.215	10,521,000.00	10,460,640.15	10,474,591.87	0.00	13,550.17	2/8/2023		99.426	4.239		4.239	13,951.72
21920PP92	188327	712	Cornell Univ Comm Paper	11/17/2022	4.250	5,000,000.00	4,950,416.67	4,950,416.67	0.00	26,562.50	2/9/2023		99.008	4.352		4.352	0.00
313312BX7	186970	712	FFCB Disc Note	6/1/2022	1.840	5,150,000.00	5,081,825.44	5,122,874.95	0.00	56,329.56	2/15/2023		98.676	1.889		1.889	41,049.51
59087BPG6	188326	712	MetLife Funding Comm Paper	11/17/2022	4.200	10,000,000.00	9,893,833.33	9,940,960.00	0.00	52,500.00	2/16/2023		98.938	4.304		4.304	47,126.67
91411UPG4	188653	712	Univ of California Comm Paper	12/15/2022	4.350	20,000,000.00	19,847,750.00	19,847,750.00	0.00	41,083.33	2/16/2023		99.239	4.444		4.444	0.00
07287DPM6	188654	712	Baylor Scott Comm Paper	12/15/2022	4.450	10,000,000.00	9,915,944.44	9,934,810.00	0.00	21,013.89	2/21/2023		99.159	4.550		4.550	18,865.56
313384CD9	187389	712	FHLB Disc Note	8/8/2022	2.890	5,081,000.00	5,000,645.40	5,049,929.68	0.00	59,552.14	2/21/2023		98.419	2.997		2.997	49,284.28
912796T33	187574	712	U.S. Treasury Bill	8/30/2022	3.195	4,210,000.00	4,143,866.16	4,184,664.22	0.00	46,331.05	2/23/2023		98.429	3.291		3.291	40,798.06
313384CM9	188484	712	FHLB Disc Note	11/30/2022	4.365	3,033,500.00	3,000,029.12	3,012,274.60	0.00	11,769.98	3/1/2023		98.897	4.414		4.414	12,245.48
313384CS6	187693	712	FHLB Disc Note	9/14/2022	3.630	2,688,000.00	2,641,110.08	2,667,920.64	0.00	29,543.36	3/6/2023		98.256	3.694		3.694	26,810.56
313312CU2	187378	712	FFCB Disc Note	8/4/2022	2.950	5,000,000.00	4,911,500.00	4,961,450.00	0.00	61,458.33	3/8/2023		98.230	3.038		3.038	49,950.00
313384CW7	188658	712	FHLB Disc Note	12/15/2022	4.390	17,330,000.00	17,150,369.74	17,192,226.50	0.00	35,926.05	3/10/2023		98.963	4.436		4.436	41,856.76
313384DB2	188769	712	FHLB Disc Note	12/28/2022	4.305	831,700.00	824,041.78	824,588.97	0.00	397.83	3/15/2023		99.079	4.345		4.345	547.19
313384DJ5	187482	712	FHLB Disc Note	8/18/2022	3.000	8,361,000.00	8,210,502.00	8,282,498.57	0.00	94,758.00	3/22/2023		98.200	3.111		3.111	71,996.57
313384DJ5	187502	712	FHLB Disc Note	8/22/2022	3.050	13,186,000.00	12,949,164.79	13,062,196.65	0.00	147,463.43	3/22/2023		98.204	3.164		3.164	113,031.86
313384DR7	187780	712	FHLB Disc Note	9/22/2022	3.800	8,450,500.00	8,282,804.52	8,364,076.74	0.00	90,091.72	3/29/2023		98.016	3.899		3.899	81,272.22
313384DY2	187655	712	FHLB Disc Note	9/8/2022	3.315	4,062,000.00	3,983,825.12	4,016,464.98	0.00	43,014.89	4/5/2023		98.075	3.402		3.402	32,639.86
313384DY2	188389	712	FHLB Disc Note	11/22/2022	4.430	10,117,000.00	9,950,176.29	10,003,588.43	0.00	49,798.12	4/5/2023		98.351	4.504		4.504	53,412.14
313384EN5	187716	712	FHLB Disc Note	9/15/2022	3.755	3,498,000.00	3,419,190.06	3,452,858.31	0.00	39,404.97	4/19/2023		97.747	3.866		3.866	33,668.25
313384FC8	187547	712	FHLB Disc Note	8/25/2022	3.190	3,000,000.00	2,933,275.83	2,955,738.00	0.00	34,292.50	5/3/2023		97.776	3.310		3.310	22,462.17
313384FK0	187573	712	FHLB Disc Note	8/30/2022	3.250	5,000,000.00	4,885,798.61	4,921,960.00	0.00	55,972.22	5/10/2023		97.716	3.347		3.347	36,161.39
313384FM6	188336	712	FHLB Disc Note	11/17/2022	4.480	2,850,000.00	2,787,578.67	2,804,824.65	0.00	15,960.00	5/12/2023		97.810	4.580		4.580	17,245.98
46640QSH5	188332	712	J.P. Morgan Comm Paper	11/17/2022	4.900	6,087,000.00	5,937,039.99	5,976,003.56	0.00	37,282.88	5/17/2023		97.536	5.094		5.094	38,963.57
313312FZ8	187513	712	FFCB Disc Note	8/23/2022	3.200	4,000,000.00	3,902,577.78	3,930,748.00	0.00	46,577.78	5/24/2023		97.564	3.321		3.321	28,170.22
313384GP8	187731	712	FHLB Disc Note	9/16/2022	3.840	5,000,000.00	4,859,200.00	4,903,710.00	0.00	57,066.67	6/7/2023		97.184	3.976		3.976	44,510.00
313312HC7	187718	712	FFCB Disc Note	9/15/2022	3.900	3,000,000.00	2,909,649.99	2,937,432.00	0.00	35,100.00	6/20/2023		96.988	4.045		4.045	27,782.01
313384HD4	187766	712	FHLB Disc Note	9/21/2022	3.925	936,000.00	908,140.35	916,363.66	0.00	10,409.10	6/21/2023		97.024	4.070		4.070	8,223.31
313312HK9	187779	712	FFCB Disc Note	9/22/2022	4.050	7,000,000.00	6,781,075.00	6,847,988.00	0.00	79,537.50	6/27/2023		96.873	4.205		4.205	66,913.00
313384HT9	187732	712	FHLB Disc Note	9/16/2022	3.885	5,373,000.00	5,203,687.82	5,251,736.76	0.00	62,042.48	7/5/2023		96.849	4.034		4.034	48,048.94
3130ASV55	187377	712	FHLB Bullet	8/4/2022	3.000	2,000,000.00	1,998,495.98	1,980,766.00	0.00	24,500.00	8/4/2023		99.873	3.130		3.130	(17,729.98)
<b>712 Total</b>						<b>272,420,700.00</b>	<b>268,614,791.09</b>	<b>270,304,441.21</b>	<b>0.00</b>	<b>2,063,389.43</b>							<b>1,689,650.12</b>
825252869	151207	713	Invesco Money Market Fund		4.060	0.00	0.00	0.00	0.00	0.00			100.000	4.060		4.060	0.00
09248U700	184120	713	BlackRock Money Market Fund	3/30/2021	4.033	2,589,830.00	2,589,830.00	2,589,830.00	0.00	8,391.81			100.000	4.033		4.033	0.00
313384AD1	187650	713	FHLB Disc Note	9/8/2022	3.120	2,530,000.00	2,504,126.53	2,529,698.93	0.00	25,215.67	1/4/2023		98.977	3.152		3.152	25,572.40
313384AK5	188428	713	FHLB Disc Note	11/28/2022	4.010	2,576,000.00	2,563,661.68	2,573,859.34	0.00	9,755.88	1/10/2023		99.521	4.029		4.029	10,197.66
313312AL4	188632	713	FFCB Disc Note	12/14/2022	4.000	392,800.00	391,577.96	392,426.84	0.00	785.60	1/11/2023		99.689	4.012		4.012	848.88
313384AN9	188408	713	FHLB Disc Note	11/23/2022	4.050	2,089,000.00	2,077,014.36	2,086,520.36	0.00	9,165.49	1/13/2023		99.426	4.073		4.073	9,506.00
98459SNJ3	188047	713	Yale Univ Comm Paper	10/19/2022	4.050	3,519,000.00	3,482,972.48	3,511,004.83	0.00	29,297.10	1/18/2023		98.976	4.149		4.149	28,032.35
313384AT6	187652	713	FHLB Disc Note	9/8/2022	3.120	2,627,000.00	2,596,947.12	2,622,321.31	0.00	26,182.43	1/18/2023		98.856	3.156		3.156	25,374.19
89233HNR1	187888	713	Toyota Comm Paper	10/4/2022	3.760	3,000,000.00	2,964,593.33	2,990,607.00	0.00	27,886.67	1/25/2023		98.820	3.858		3.858	26,013.67
313384BA6	188153	713	FHLB Disc Note	11/22/2022	4.070	360,000.00	356,581.20	359,041.32	0.00	2,442.00	1/25/2023		99.050	4.109		4.109	2,460.12
313384BH1	187662	713	FHLB Disc Note	9/12/2022	3.235	4,136,000.00	4,083,223.49	4,120,994.59	0.00	41,254.88	2/1/2023		98.724	3.277		3.277	37,771.10
313384BQ1	187764	713	FHLB Disc Note	9/21/2022	3.620	3,000,000.00	2,957,766.67	2,986,767.00	0.00	30,770.00	2/8/2023		98.592	3.672		3.672	29,000.33
313384BX6	187765	713	FHLB Disc Note	9/21/2022	3.640	7,948,000.00	7,829,866.23	7,906,137.88	0.00	81,970.37	2/15/2023		98.514	3.695		3.695	76,271.65
313384CM9	187329	713	FHLB Disc Note	7/28/2022	2.800	13,420,000.00	13,194,544.00	13,326,100.26	0.00	163,873.11	3/1/2023		98.320	2.900		2.900	131,556.26
313384CM9	187546	713	FHLB Disc Note	8/25/2022	3.100	5,000,000.00	4,919,055.56	4,965,015.00	0.00	55,541.66	3/1/2023		98.381	3.219		3.219	45,959.44
313384CS6	187860	713	FHLB Disc Note	9/29/2022	3.760	6,000,000.00	5,900,986.67	5,955,180.00	0.00	58,906.66	3/6/2023		98.350	3.823		3.823	54,193.33
89233HQF4	187890	713	Toyota Comm Paper	10/4/2022	4.130	3,000,000.00	2,944,245.00	2,971,845.00	0.00	30,630.83	3/15/2023		98.142	4.267		4.267	27,600.00
313384DB2	188770	713	FHLB Disc Note	12/28/2022	4.305	1,421,200.00	1,408,113.71	1,409,048.74	0.00	679.81	3/15/2023		99.079	4.345		4.345	935.03
313588DJ1	188623	713	FNMA Disc Note	12/13/2022	4.250	3,928,000.00	3,882,091.50	3,891,120.01	0.00	8,810.72	3/22/2023		98.831	4.300		4.300	9,028.51
313312DL1	187855	713	FFCB Disc Note	9/29/2022	3.850	1,749,000.00	1,716,079.94	1,732,158.88	0.00	17,582.30	3/24/2023		98.118	3.924		3.924	16,078.94
89233HQV9	188427	713	Toyota Comm Paper	11/28/2022	4.680	3,000,000.00	2,952,810.00	2,966,211.00	0.00	13,660.00	3/29/2023		98.427	4.821		4.821	13,401.00
46640QR45	187891	713	J.P. Morgan Comm Paper	10/4/2022	4.190	2,962,000.00	2,899,256.61	2,925,691.80	0.00	30,282.21	4/4/2023		97.882	4.340		4.340	26,435.19
46640QR52	187905	713	J.P. Morgan Comm Paper	10/5/2022	4.240	2,984,000.00	2,920,036.30	2,947,022.27	0.00	30,927.50	4/5/2023		97.856	4.393		4.393	26,985.97

**EOM - REPORT WRITER**  
**Investment Inventory**  
**Sorted by Fund**  
**December 31, 2022**

CUSIP	Investment #	Fund Number	Issuer	Purchase Date	Cur Rate	Par Value	Book Value	Market Value	Pur Accr Interest	Accrued Interest	Maturity Date	Call Date	Purchase Price	YTM	YTC	YTW	Unrealized G/L
313384EF2	188059	713	FHLB Disc Note	10/20/2022	4.300	2,617,000.00	2,562,610.02	2,585,444.21	0.00	22,818.78	4/12/2023		97.922	4.391		4.391	22,834.19
313384EN5	188728	713	FHLB Disc Note	12/21/2022	4.480	2,336,000.00	2,301,406.44	2,305,853.92	0.00	3,197.72	4/19/2023		98.519	4.547		4.547	4,447.48
4664QRS2	188090	713	J.P. Morgan Comm Paper	10/26/2022	4.890	2,327,000.00	2,269,472.68	2,291,394.57	0.00	21,177.64	4/26/2023		97.528	5.084		5.084	21,921.89
912796YV5	188104	713	U.S. Treasury Bill	10/27/2022	4.279	5,673,000.00	5,550,289.04	5,593,061.76	0.00	44,499.58	4/27/2023		97.837	4.434		4.434	42,772.72
313312FA3	188152	713	FFCB Disc Note	11/2/2022	4.490	5,000,000.00	4,887,750.00	4,927,450.00	0.00	37,416.67	5/1/2023		97.755	4.593		4.593	39,700.00
313384FE4	188311	713	FHLB Disc Note	11/16/2022	4.430	2,281,000.00	2,233,282.75	2,246,287.74	0.00	12,911.73	5/5/2023		97.908	4.525		4.525	13,004.99
313384FK0	188388	713	FHLB Disc Note	11/22/2022	4.515	6,000,000.00	5,872,827.50	5,906,352.00	0.00	30,100.00	5/10/2023		97.880	4.613		4.613	33,524.50
313384GF0	188390	713	FHLB Disc Note	11/22/2022	4.585	3,000,000.00	2,927,786.25	2,945,871.00	0.00	15,283.33	5/30/2023		97.593	4.725		4.725	18,084.75
313384GP8	188391	713	FHLB Disc Note	11/22/2022	4.610	6,000,000.00	5,848,638.33	5,884,452.00	0.00	30,733.33	6/7/2023		97.477	4.757		4.757	35,813.67
313384HD4	187845	713	FHLB Disc Note	9/21/2022	3.925	7,056,000.00	6,845,981.10	6,907,972.18	0.00	78,468.60	6/21/2023		97.024	4.070		4.070	61,991.08
313384HD4	188392	713	FHLB Disc Note	11/22/2022	4.610	3,000,000.00	2,918,940.83	2,937,063.00	0.00	15,366.67	6/21/2023		97.298	4.766		4.766	18,122.17
313384HT9	188639	713	FHLB Disc Note	12/14/2022	4.545	2,620,000.00	2,552,852.68	2,560,869.22	0.00	5,953.95	7/5/2023		97.437	4.713		4.713	8,016.54
313384JA8	188657	713	FHLB Disc Note	12/15/2022	4.570	3,360,000.00	3,270,854.53	3,281,345.76	0.00	7,251.07	7/12/2023		97.347	4.742		4.742	10,491.23
313384JQ3	188762	713	FHLB Disc Note	12/27/2022	4.590	4,082,000.00	3,972,184.00	3,979,603.03	0.00	2,602.27	7/26/2023		97.310	4.764		4.764	7,419.03
<b>713 Total</b>						<b>133,583,830.00</b>	<b>131,150,256.49</b>	<b>132,111,622.75</b>	<b>0.00</b>	<b>1,031,794.04</b>							<b>961,366.26</b>
825252869	151208	714	Invesco Money Market Fund		4.060	0.00	0.00	0.00	0.00	0.00			100.000	4.060		4.060	0.00
316175108	184105	714	Fidelity Money Market Fund	3/1/2021	4.060	0.00	0.00	0.00	0.00	0.00			100.000	4.060		4.060	0.00
09248U700	183867	714	BlackRock Money Market Fund	1/28/2021	4.033	16,462,700.00	16,462,700.00	16,462,700.00	0.00	44,185.02			100.000	4.033		4.033	0.00
4812C0670	184481	714	J.P. Morgan Money Market Fund	5/27/2021	4.105	132,500.00	132,500.00	132,500.00	0.00	509.81			100.000	4.105		4.105	0.00
313384AC3	188665	714	FHLB Disc Note	12/15/2022	3.750	6,000,000.00	5,988,125.00	5,988,125.00	0.00	10,625.00	1/3/2023		99.802	3.757		3.757	0.00
313384AD1	188627	714	FHLB Disc Note	12/14/2022	3.820	11,000,000.00	10,975,488.33	10,998,691.00	0.00	21,010.00	1/4/2023		99.777	3.829		3.829	23,202.67
313588AD7	188729	714	FNMA Disc Note	12/21/2022	3.900	3,968,300.00	3,962,281.41	3,962,281.41	0.00	4,728.89	1/4/2023		99.848	3.906		3.906	0.00
313312AL4	188633	714	FFCB Disc Note	12/14/2022	4.000	12,038,000.00	12,000,548.44	12,026,563.90	0.00	24,076.00	1/11/2023		99.689	4.012		4.012	26,015.46
313384AN9	188630	714	FHLB Disc Note	12/14/2022	3.710	5,436,000.00	5,419,193.70	5,429,547.47	0.00	10,083.78	1/13/2023		99.691	3.722		3.722	10,353.77
313588AS4	188747	714	FNMA Disc Note	12/22/2022	4.000	6,136,000.00	6,118,273.78	6,125,801.97	0.00	6,817.78	1/17/2023		99.711	4.012		4.012	7,528.19
313396AT0	188660	714	FHLMC Disc Note	12/15/2022	3.800	12,042,600.00	11,999,380.45	12,021,152.13	0.00	21,609.78	1/18/2023		99.641	3.814		3.814	21,771.68
313312AU4	188656	714	FFCB Disc Note	12/15/2022	4.060	25,000,000.00	24,901,319.44	24,952,525.00	0.00	47,930.56	1/19/2023		99.605	4.076		4.076	51,205.56
313384AU3	188666	714	FHLB Disc Note	12/15/2022	3.900	24,882,000.00	24,787,655.75	24,834,749.08	0.00	45,824.35	1/19/2023		99.621	3.915		3.915	47,093.33
313588AU9	188745	714	FNMA Disc Note	12/22/2022	4.000	30,000,000.00	29,906,666.67	29,943,030.00	0.00	33,333.33	1/19/2023		99.689	4.012		4.012	36,363.33
313384BA6	188746	714	FHLB Disc Note	12/22/2022	3.850	7,000,000.00	6,974,547.22	6,981,359.00	0.00	7,486.11	1/25/2023		99.636	3.864		3.864	6,811.78
313384BA6	188767	714	FHLB Disc Note	12/28/2022	4.040	6,465,000.00	6,444,685.53	6,447,783.71	0.00	2,902.07	1/25/2023		99.686	4.053		4.053	3,098.18
<b>714 Total</b>						<b>166,563,100.00</b>	<b>166,073,365.72</b>	<b>166,306,809.67</b>	<b>0.00</b>	<b>281,122.48</b>							<b>233,443.95</b>
316175108	153349	740	Fidelity Money Market Fund		4.060	0.00	0.00	0.00	0.00	0.72			100.000	4.060		4.060	0.00
21920PQ91	188591	740	Cornell Univ Comm Paper	12/8/2022	4.350	3,000,000.00	2,967,012.50	2,967,012.50	0.00	8,700.00	3/9/2023		98.900	4.459		4.459	0.00
313312DW7	187992	740	FFCB Disc Note	10/13/2022	4.070	25,000,000.00	24,513,861.11	24,725,800.00	0.00	226,111.11	4/3/2023		98.055	4.151		4.151	211,938.89
313384DW6	187909	740	FHLB Disc Note	10/5/2022	3.945	21,365,000.00	20,943,575.38	21,130,668.68	0.00	206,029.81	4/3/2023		98.028	4.024		4.024	187,093.30
313384DW6	187924	740	FHLB Disc Note	10/6/2022	3.960	30,602,000.00	29,999,446.62	30,266,357.26	0.00	292,861.14	4/3/2023		98.031	4.040		4.040	266,910.64
313384DW6	188065	740	FHLB Disc Note	10/20/2022	4.275	22,951,000.00	22,501,303.84	22,699,273.43	0.00	198,956.48	4/3/2023		98.041	4.360		4.360	197,969.59
313384DW6	188186	740	FHLB Disc Note	11/4/2022	4.330	20,368,000.00	20,000,527.33	20,144,603.78	0.00	142,089.43	4/3/2023		98.196	4.410		4.410	144,076.45
313384DW6	188337	740	FHLB Disc Note	11/17/2022	4.380	22,882,000.00	22,500,595.20	22,631,030.22	0.00	125,278.95	4/3/2023		98.333	4.454		4.454	130,435.02
313384DW6	188592	740	FHLB Disc Note	12/8/2022	4.480	2,604,000.00	2,566,409.81	2,575,439.33	0.00	7,777.28	4/3/2023		98.556	4.546		4.546	9,029.52
313384DW6	188667	740	FHLB Disc Note	12/15/2022	4.340	22,801,000.00	22,501,382.19	22,550,918.63	0.00	46,729.38	4/3/2023		98.686	4.398		4.398	49,536.44
<b>740 Total</b>						<b>171,573,000.00</b>	<b>168,494,113.98</b>	<b>169,691,103.83</b>	<b>0.00</b>	<b>1,254,534.30</b>							<b>1,196,989.85</b>
316175108	152295	741	Fidelity Money Market Fund		4.060	0.00	0.00	0.00	0.00	45.21			100.000	4.060		4.060	0.00
48306BN35	188177	741	Kaiser Comm Paper	11/3/2022	4.000	8,104,000.00	8,049,072.89	8,072,175.59	0.00	53,126.22	1/3/2023		99.322	4.083		4.083	23,102.70
313312AZ3	187061	741	FFCB Disc Note	6/16/2022	2.500	8,090,000.00	7,965,279.17	8,069,839.72	0.00	111,799.30	1/24/2023		98.458	2.575		2.575	104,560.55
89233HPH1	187786	741	Toyota Comm Paper	9/22/2022	4.000	3,051,000.00	3,000,828.00	3,032,687.90	0.00	34,239.00	2/17/2023		98.356	4.123		4.123	31,859.90
313384CE7	188413	741	FHLB Disc Note	11/23/2022	4.311	3,653,000.00	3,613,192.35	3,630,208.93	0.00	17,060.42	2/22/2023		98.910	4.358		4.358	17,016.58
4664OQPT2	188106	741	J.P. Morgan Comm Paper	10/27/2022	4.590	7,381,000.00	7,265,247.47	7,325,790.12	0.00	62,111.11	2/27/2023		98.432	4.728		4.728	60,542.65
313384CM9	186696	741	FHLB Disc Note	4/19/2022	1.630	3,045,000.00	3,001,432.82	3,023,694.14	0.00	35,432.80	3/1/2023		98.569	1.672		1.672	22,261.32
313384CM9	187590	741	FHLB Disc Note	8/31/2022	3.290	5,110,000.00	5,025,006.51	5,074,245.33	0.00	57,440.66	3/1/2023		98.337	3.346		3.346	49,238.82
3133EMST0	183983	741	FFCB Callable Bond	3/10/2021	0.140	4,265,000.00	4,264,795.64	4,232,607.33	0.00	1,841.06	3/10/2023		99.950	0.165		0.165	(32,188.31)
3133EMUH3	184113	741	FFCB Bullet	3/26/2021	0.125	5,032,000.00	5,031,884.90	4,986,550.98	0.00	1,712.28	3/23/2023		99.980	0.135		0.135	(45,333.92)
3133EMM25	184678	741															

**EOM - REPORT WRITER**  
**Investment Inventory**  
**Sorted by Fund**  
**December 31, 2022**

CUSIP	Investment #	Fund Number	Issuer	Purchase Date	Cur Rate	Par Value	Book Value	Market Value	Pur Accr Interest	Accrued Interest	Maturity Date	Call Date	Purchase Price	YTM	YTC	YTW	Unrealized G/L
21920PR66	188679	741	Cornell Univ Comm Paper	12/16/2022	4.600	5,121,000.00	5,048,367.15	5,048,367.15	0.00	10,469.60	4/6/2023		98.582	4.731		4.731	0.00
46640QR60	187926	741	J.P. Morgan Comm Paper	10/6/2022	4.300	3,817,000.00	3,734,022.66	3,769,176.81	0.00	39,664.99	4/6/2023		97.826	4.457		4.457	35,154.15
3133EM4P4	185196	741	FFCB Bullet	9/14/2021	0.150	4,000,000.00	3,999,927.72	3,952,360.00	0.00	1,283.33	4/14/2023		99.990	0.156		0.156	(47,567.72)
313312GN4	187638	741	FFCB Disc Note	9/7/2022	3.425	5,257,000.00	5,120,960.52	5,156,407.31	0.00	58,016.84	6/6/2023		97.412	3.539		3.539	35,446.79
3134GXHH0	183328	741	FHLMC Disc Note	12/30/2020	0.220	3,629,000.00	3,629,000.00	3,546,240.66	0.00	22.18	6/30/2023		100.000	0.220		0.220	(82,759.34)
3130ANYM6	185315	741	FHBL Bullet	9/30/2021	0.125	4,020,000.00	4,016,164.11	3,899,134.68	0.00	1,716.88	8/28/2023		99.723	0.270		0.270	(117,029.43)
3133EL5J9	182169	741	FFCB Callable Bond	9/4/2020	0.300	1,500,000.00	1,500,000.00	1,456,074.00	0.00	1,500.00	9/1/2023		100.000	0.300		0.300	(43,926.00)
3130AJXD6	185030	741	FHBL Bullet	8/19/2021	0.125	2,010,000.00	2,008,666.05	1,944,974.49	0.00	788.65	9/8/2023		99.801	0.222		0.222	(63,691.56)
3130ASB99	187048	741	FHBL Callable Bond	6/15/2022	2.400	1,500,000.00	1,500,000.00	1,471,983.00	0.00	1,600.00	9/15/2023	3/15/2023	100.000	2.401	2.402	2.401	(28,017.00)
3130ATD38	187843	741	FHBL Callable Bond	9/28/2022	4.000	2,000,000.00	2,000,000.00	1,995,680.00	0.00	20,666.67	9/28/2023	3/28/2023	100.000	4.000	4.000	4.000	(4,320.00)
3133EMFB3	182715	741	FFCB Callable Bond	11/5/2020	0.290	4,000,000.00	4,000,000.00	3,850,772.00	0.00	1,901.11	11/2/2023		100.000	0.290		0.290	(149,228.00)
3133EC2C7	188312	741	FFCB Bullet	11/16/2022	2.130	1,000,000.00	979,325.33	977,680.00	414.17	3,076.67	11/9/2023		97.583	4.680		4.680	(1,645.33)
3130ARWC1	186857	741	FHBL Callable Bond	5/16/2022	2.500	2,000,000.00	2,000,000.00	1,957,508.00	0.00	6,250.00	11/16/2023	5/16/2023	100.000	2.500		2.500	(42,492.00)
3130ATYM3	188412	741	FHBL Bullet	11/23/2022	4.875	3,000,000.00	3,000,406.25	3,000,894.00	406.25	15,843.75	11/22/2023		100.000	4.875		4.875	487.75
3130AKKF2	183605	741	FHBL Callable Bond	1/29/2021	0.270	3,000,000.00	3,000,000.00	2,828,232.00	0.00	2,092.50	3/28/2024		100.000	0.270		0.270	(171,768.00)
3134GXQE7	186682	741	FHLMC Disc Note	4/14/2022	2.500	2,920,000.00	2,912,551.52	2,804,642.48	0.00	16,830.56	10/8/2024	1/8/2023	99.642	2.650	3.000	2.650	(107,909.04)
3130AMXH0	184712	741	FHBL Callable Bond	9/28/2020	0.600	3,000,000.00	3,000,000.00	2,762,754.00	0.00	50.00	12/30/2024		100.000	0.600		0.600	(237,246.00)
3130AN4K3	184864	741	FHBL Step-Up Bond	7/22/2021	0.500	2,000,000.00	2,000,000.00	1,848,036.00	0.00	1,944.44	1/21/2025		100.000	0.713		0.713	(151,964.00)
3130ANGN4	185016	741	FHBL Step-Up Bond	8/18/2021	0.350	3,000,000.00	2,999,086.90	2,763,525.00	0.00	3,879.17	2/18/2025	2/18/2023	99.950	0.698	0.383	0.383	(235,561.90)
3130AMQA3	184677	741	FHBL Callable Bond	6/24/2021	0.650	5,000,000.00	5,000,000.00	4,572,660.00	0.00	631.94	3/24/2025		100.000	0.650		0.650	(427,340.00)
3130APBQ7	185293	741	FHBL Callable Bond	9/28/2021	0.700	4,000,000.00	3,999,103.33	3,653,080.00	0.00	7,233.33	3/28/2025	3/28/2023	99.965	0.710	0.724	0.710	(346,023.33)
3134GV3B1	181324	741	FHLMC Disc Note	5/29/2020	0.750	5,000,000.00	5,000,000.00	4,537,595.00	0.00	3,437.48	5/28/2025		100.000	0.750		0.750	(462,405.00)
3136G4XV0	181645	741	FNMA Callable Bond	6/30/2020	0.730	7,000,000.00	7,000,000.00	6,365,877.00	0.00	141.94	6/30/2025		100.000	0.730		0.730	(634,123.00)
3130AMHK1	184478	741	FHBL Callable Bond	5/27/2021	0.750	3,000,000.00	3,000,000.00	2,713,023.00	0.00	2,187.50	8/26/2025	2/26/2023	100.000	0.750	0.750	0.750	(286,977.00)
3135G06B4	182631	741	FNMA Callable Bond	10/28/2020	0.560	3,000,000.00	2,999,154.68	2,689,338.00	0.00	3,220.00	10/22/2025		99.950	0.570		0.570	(309,816.68)
3134GXXT0	183449	741	FHLMC Disc Note	1/12/2021	0.550	5,000,000.00	5,000,000.00	4,448,985.00	0.00	12,909.72	1/12/2026		100.000	0.550		0.550	(551,015.00)
3130ALJT2	183964	741	FHBL Step-Up Bond	3/9/2021	0.500	3,000,000.00	3,000,000.00	2,705,181.00	0.00	4,666.67	3/9/2026		100.000	0.500		0.500	(294,819.00)
3130ALKB9	184034	741	FHBL Step-Up Bond	3/17/2021	0.750	3,000,000.00	3,000,000.00	2,706,606.00	0.00	6,500.00	3/17/2026		100.000	0.750		0.750	(293,394.00)
3130ALM27	184071	741	FHBL Step-Up Bond	3/23/2021	0.600	3,000,000.00	3,000,000.00	2,711,535.00	0.00	4,900.00	3/23/2026	3/23/2023	100.000	0.545	0.462	0.462	(288,465.00)
3130ALPQ1	184125	741	FHBL Step-Up Bond	3/30/2021	0.750	1,075,000.00	1,075,000.00	970,916.35	0.00	2,038.02	3/30/2026		100.000	0.700		0.700	(104,083.65)
3130AM7K2	184396	741	FHBL Step-Up Bond	5/6/2021	0.750	2,505,000.00	2,504,162.91	2,237,105.28	0.00	3,183.44	4/30/2026	1/30/2023	99.950	1.008	0.779	0.779	(267,057.63)
3130APDK8	185317	741	FHBL Callable Bond	9/30/2021	1.100	2,000,000.00	2,000,000.00	1,770,050.00	0.00	5,561.11	9/30/2026	3/30/2023	100.000	1.100	1.100	1.100	(229,950.00)
<b>741 Total</b>						<b>166,300,000.00</b>	<b>165,244,826.13</b>	<b>159,637,239.96</b>	<b>820.42</b>	<b>769,257.20</b>							<b>(5,607,586.17)</b>
316175108	164540	742	Fidelity Money Market Fund	1/1/2020	4.060	56,000.00	56,000.00	56,000.00	0.00	183.39			100.000	4.060		4.060	0.00
<b>742 Total</b>						<b>56,000.00</b>	<b>56,000.00</b>	<b>56,000.00</b>	<b>0.00</b>	<b>183.39</b>							<b>0.00</b>
825252869	151209	756	Invesco Money Market Fund		4.060	0.00	0.00	0.00	0.00	0.00			100.000	4.060		4.060	0.00
09248U700	184144	756	BlackRock Money Market Fund	3/31/2021	4.033	1,605,800.00	1,605,800.00	1,605,800.00	0.00	5,134.85			100.000	4.033		4.033	0.00
313312AL4	188634	756	FFCB Disc Note	12/14/2022	4.000	653,800.00	651,765.96	653,178.89	0.00	1,307.60	1/11/2023		99.689	4.012		4.012	1,412.93
313396AT0	188661	756	FHLMC Disc Note	12/15/2022	3.800	3,700.00	3,686.72	3,693.41	0.00	6.64	1/18/2023		99.641	3.814		3.814	6.69
<b>756 Total</b>						<b>2,263,300.00</b>	<b>2,261,252.68</b>	<b>2,262,672.30</b>	<b>0.00</b>	<b>6,449.09</b>							<b>1,419.62</b>
825252869	151210	760	Invesco Money Market Fund		4.060	0.00	0.00	0.00	0.00	0.00			100.000	4.060		4.060	0.00
09248U700	184450	760	BlackRock Money Market Fund	5/20/2021	4.033	5,241,100.00	5,241,100.00	5,241,100.00	0.00	16,982.74			100.000	4.033		4.033	0.00
313384AJ8	188760	760	FHBL Disc Note	12/27/2022	3.850	1,262,000.00	1,260,245.47	1,261,100.19	0.00	674.82	1/9/2023		99.861	3.855		3.855	854.72
313384AL3	188604	760	FHBL Disc Note	12/9/2022	3.800	5,484,000.00	5,464,897.40	5,478,680.52	0.00	13,313.93	1/11/2023		99.652	3.813		3.813	13,783.12
313588AL9	188558	760	FNMA Disc Note	12/7/2022	3.900	2,944,000.00	2,932,837.33	2,941,203.20	0.00	7,973.34	1/11/2023		99.621	3.915		3.915	8,365.87
98459SNJ3	188048	760	Yale Univ Comm Paper	10/19/2022	4.050	1,959,500.00	1,939,438.64	1,955,048.02	0.00	16,313.63	1/18/2023		98.976	4.149		4.149	15,609.38
313384AV1	187922	760	FHBL Disc Note	10/6/2022	3.685	25,000,000.00	24,728,743.06	24,948,525.00	0.00	222,635.41	1/20/2023		98.915	3.725		3.725	219,781.94
313384AV1	188328	760	FHBL Disc Note	11/17/2022	4.040	5,417,000.00	5,378,093.90	5,405,846.40	0.00	27,355.85	1/20/2023		99.282	4.069		4.069	27,752.50
91411UP33	188628	760	Univ of California Comm Paper	12/14/2022	4.350	5,000,000.00	4,969,187.50	4,969,187.50	0.00	10,875.00	2/3/2023		99.384	4.438		4.438	0.00
313384BK4	188638	760	FHBL Disc Note	12/14/2022	4.140	4,024,000.00	4,000,399.24	4,008,398.95	0.00	8,329.68	2/3/2023		99.414	4.164		4.164	7,999.71
313384BX6	188711	760	FHBL Disc Note	12/20/2022	4.220	653,000.00	648,636.87	649,560.65	0.00	918.55	2/15/2023		99.332	4.248		4.248	923.78
313384BX6	188734	760	FHBL Disc Note	12/21/2022	4.272	25,800,000.00	25,628,550.40	25,664,111.40	0.00	33,677.60	2/15/2023		99.335	4.301		4.301	35,561.00
313384BX6	188754	760	FHBL Disc Note	12/23/2022	4.300	2,709,000.00	2,691,526.95	2,694,731.70	0.00	2,912.18	2/15/2023		99.355	4.328		4.328	3,204.75
313384BY4	187923	760	FHBL Disc Note	10/6/2022	3.800	15,000,000.00	14,789,416.67	14,919,165.00	0.00	137,750.00	2/16/2023		98.596	3.854		3.854	129,748.33
46640QPM7	188039	760	J.P. Morgan Comm Paper	10/19/2022	4.430	4,000,000.00	3,938,472.22	3,973,336.00	0.00	36,424.45	2/21/2023		98.462	4.562		4.562	34,863.78
313384CE7	187953	760	FHBL Disc Note	10/11/2022	3.820	744,000.00	733,421.15	739,358.18	0.00	6,473.62	2/22/2023		98.578	3.875		3.875	5,937.03

**EOM - REPORT WRITER**  
**Investment Inventory**  
**Sorted by Fund**  
**December 31, 2022**

CUSIP	Investment #	Fund Number	Issuer	Purchase Date	Cur Rate	Par Value	Book Value	Market Value	Pur Accr Interest	Accrued Interest	Maturity Date	Call Date	Purchase Price	YTM	YTC	YTW	Unrealized G/L
912796T33	186504	760	U.S. Treasury Bill	3/22/2022	1.285	6,776,100.00	6,694,348.24	6,735,321.43	0.00	68,932.70	2/23/2023		98.794	1.315		1.315	40,973.19
313588CM5	188741	760	FNMA Disc Note	12/22/2022	4.200	4,067,600.00	4,034,855.82	4,039,655.59	0.00	4,745.53	3/1/2023		99.195	4.234		4.234	4,799.77
313312CZ1	187749	760	FFCB Disc Note	9/20/2022	3.800	7,000,000.00	6,871,433.33	6,941,830.00	0.00	76,105.56	3/13/2023		98.163	3.871		3.871	70,396.67
313384DB2	188659	760	FHLB Disc Note	12/15/2022	4.405	8,637,000.00	8,541,885.04	8,563,153.65	0.00	17,966.16	3/15/2023		98.899	4.454		4.454	21,268.61
313384DB2	188771	760	FHLB Disc Note	12/28/2022	4.305	224,100.00	222,036.51	222,183.95	0.00	107.19	3/15/2023		99.079	4.345		4.345	147.44
912796U31	186628	760	U.S. Treasury Bill	4/7/2022	1.683	6,791,000.00	6,679,882.26	6,727,796.16	0.00	85,401.92	3/23/2023		98.364	1.728		1.728	47,913.90
313384DR7	187781	760	FHLB Disc Note	9/22/2022	3.800	841,500.00	824,800.90	832,893.98	0.00	8,971.32	3/29/2023		98.016	3.899		3.899	8,093.08
313384DZ9	188664	760	FHLB Disc Note	12/15/2022	4.440	5,984,000.00	5,901,341.01	5,916,195.30	0.00	12,546.45	4/6/2023		98.619	4.502		4.502	14,854.29
912796V48	186764	760	U.S. Treasury Bill	4/28/2022	1.935	186,000.00	182,430.89	183,574.93	0.00	2,479.38	4/20/2023		98.081	1.991		1.991	1,144.04
3130ATMA2	188107	760	FHLB Callable Bond	10/27/2022	4.080	5,000,000.00	5,000,000.00	4,997,550.00	0.00	36,266.67	4/27/2023	1/27/2023	100.000	4.080		4.080	(2,450.00)
313384KZ1	187857	760	FHLB Disc Note	9/29/2022	4.000	298,000.00	286,974.00	289,350.25	0.00	3,112.44	8/28/2023		96.300	4.172		4.172	2,376.25
3137EAEV5	186490	760	FHLMC Disc Note	3/18/2022	0.250	5,000,000.00	4,949,411.60	4,849,555.00	0.00	3,923.61	9/8/2023		97.829	1.750		1.750	(99,856.60)
3133EMBS0	186491	760	FFCB Bullet	3/18/2022	0.200	1,075,000.00	1,062,205.89	1,037,343.83	0.00	531.53	10/2/2023		97.567	1.810		1.810	(24,862.06)
3133ENN63	187753	760	FFCB Bullet	9/20/2022	4.125	2,050,000.00	2,049,803.05	2,038,085.40	0.00	17,382.29	10/17/2023		99.987	4.140		4.140	(11,717.65)
<b>760 Total</b>						<b>159,167,900.00</b>	<b>157,646,375.34</b>	<b>158,223,842.18</b>	<b>0.00</b>	<b>881,083.55</b>							<b>577,466.84</b>
825252869	151212	779	Invesco Money Market Fund		4.060	0.00	0.00	0.00	0.00	0.00			100.000	4.060		4.060	0.00
09248U700	184264	779	BlackRock Money Market Fund	4/15/2021	4.033	4,067,500.00	4,067,500.00	4,067,500.00	0.00	13,180.01			100.000	4.033		4.033	0.00
89223HN42	187601	779	Toyota Comm Paper	9/1/2022	3.290	2,882,000.00	2,849,077.15	2,880,276.56	0.00	32,132.70	1/4/2023		98.858	3.374		3.374	31,199.41
313384AD1	187651	779	FHLB Disc Note	9/8/2022	3.120	500,000.00	494,886.67	499,940.50	0.00	4,983.33	1/4/2023		98.977	3.152		3.152	5,053.83
313312AL4	188635	779	FFCB Disc Note	12/14/2022	4.000	71,000.00	70,779.11	70,932.55	0.00	142.00	1/11/2023		99.689	4.012		4.012	153.44
313384AN9	188409	779	FHLB Disc Note	11/23/2022	4.050	484,000.00	481,223.05	483,425.49	0.00	2,123.55	1/13/2023		99.426	4.073		4.073	2,202.44
98459SNJ3	188049	779	Yale Univ Comm Paper	10/19/2022	4.050	1,521,500.00	1,505,922.88	1,518,043.15	0.00	12,667.11	1/18/2023		98.976	4.149		4.149	12,120.27
313384AT6	187653	779	FHLB Disc Note	9/8/2022	3.120	1,757,000.00	1,736,899.92	1,753,870.78	0.00	17,511.43	1/18/2023		98.856	3.156		3.156	16,970.86
313384BH1	187694	779	FHLB Disc Note	9/14/2022	3.460	2,300,000.00	2,269,052.22	2,291,655.60	0.00	24,095.06	2/1/2023		98.654	3.507		3.507	22,603.38
912796XT1	187679	779	U.S. Treasury Bill	9/13/2022	3.335	2,040,000.00	2,013,165.17	2,033,527.08	0.00	20,787.54	2/2/2023		98.685	3.426		3.426	20,361.91
313312BX7	186297	779	FFCB Disc Note	2/16/2022	1.140	2,000,000.00	1,976,946.67	1,989,466.00	0.00	20,203.33	2/15/2023		98.847	1.166		1.166	12,519.33
313384CE7	187954	779	FHLB Disc Note	10/1/2022	3.820	948,000.00	934,520.49	942,085.43	0.00	8,248.66	2/22/2023		98.578	3.875		3.875	7,564.94
912796T33	186505	779	U.S. Treasury Bill	3/22/2022	1.285	900.00	889.14	894.58	0.00	9.16	2/23/2023		98.794	1.315		1.315	5.44
313384CM9	187695	779	FHLB Disc Note	9/14/2022	3.600	2,134,000.00	2,098,148.80	2,119,068.40	0.00	23,260.60	3/1/2023		98.320	3.662		3.662	20,919.60
313384DB2	187763	779	FHLB Disc Note	9/21/2022	3.740	2,042,000.00	2,004,875.31	2,024,540.90	0.00	21,638.39	3/15/2023		98.182	3.809		3.809	19,665.59
313312DW7	187966	779	FFCB Disc Note	10/12/2022	4.070	4,000,000.00	3,921,765.56	3,956,128.00	0.00	36,630.00	4/3/2023		98.044	4.151		4.151	34,362.44
912796YU7	188176	779	U.S. Treasury Bill	11/3/2022	4.304	1,458,000.00	1,429,939.03	1,441,536.26	0.00	10,283.21	4/13/2023		98.075	4.449		4.449	11,597.23
313384EV7	188094	779	FHLB Disc Note	10/26/2022	4.360	1,771,000.00	1,731,963.22	1,746,646.98	0.00	14,370.68	4/26/2023		97.796	4.458		4.458	14,683.76
912796V55	188105	779	U.S. Treasury Bill	10/27/2022	4.279	2,781,000.00	2,720,845.02	2,741,812.93	0.00	21,814.44	4/27/2023		97.837	4.434		4.434	20,967.91
313384FC8	188561	779	FHLB Disc Note	12/7/2022	4.540	1,342,000.00	1,317,121.56	1,322,200.13	0.00	4,231.03	5/3/2023		98.146	4.626		4.626	5,078.57
46640QS93	188223	779	J.P. Morgan Comm Paper	11/9/2022	5.000	1,879,000.00	1,831,764.03	1,846,844.67	0.00	13,831.53	5/9/2023		97.486	5.200		5.200	15,080.64
912796ZE2	188733	779	U.S. Treasury Bill	12/21/2022	4.432	1,585,000.00	1,557,489.00	1,559,410.18	0.00	2,146.25	5/11/2023		98.264	4.573		4.573	1,921.18
46640QSH5	188333	779	J.P. Morgan Comm Paper	11/17/2022	4.900	885,000.00	863,197.04	868,862.03	0.00	5,420.63	5/17/2023		97.536	5.094		5.094	5,664.99
313384GP8	188590	779	FHLB Disc Note	12/8/2022	4.590	1,117,000.00	1,091,222.43	1,095,488.81	0.00	3,418.02	6/7/2023		97.692	4.698		4.698	4,266.38
313384HD4	188655	779	FHLB Disc Note	12/15/2022	4.540	1,235,000.00	1,205,719.52	1,209,090.94	0.00	2,647.70	6/21/2023		97.629	4.701		4.701	3,371.42
<b>779 Total</b>						<b>40,800,900.00</b>	<b>40,174,912.99</b>	<b>40,463,247.95</b>	<b>0.00</b>	<b>315,776.36</b>						<b>288,334.96</b>	
825252869	151213	796	Invesco Money Market Fund		4.060	0.00	0.00	0.00	0.00	0.00			100.000	4.060		4.060	0.00
09248U700	184145	796	BlackRock Money Market Fund	3/31/2021	4.033	0.00	0.00	0.00	0.00	0.00			100.000	4.033		4.033	0.00
<b>796 Total</b>						<b>0.00</b>	<b>0.00</b>	<b>0.00</b>	<b>0.00</b>	<b>0.00</b>						<b>0.00</b>	
825252869	151214	1010	Invesco Money Market Fund		4.060	0.00	0.00	0.00	0.00	0.00			100.000	4.060		4.060	0.00
316175108	184341	1010	Fidelity Money Market Fund	4/28/2021	4.060	0.00	0.00	0.00	0.00	0.00			100.000	4.060		4.060	0.00
09248U700	184146	1010	BlackRock Money Market Fund	3/31/2021	4.033	3,129,653.00	3,129,653.00	3,129,653.00	0.00	10,141.02			100.000	4.033		4.033	0.00
313588AD7	188730	1010	FNMA Disc Note	12/21/2022	3.900	2,005,500.00	2,002,458.33	2,002,458.33	0.00	2,389.88	1/4/2023		99.848	3.906		3.906	0.00
313312AL4	188636	1010	FFCB Disc Note	12/14/2022	4.000	1,529,700.00	1,524,940.93	1,528,246.79	0.00	3,059.40	1/11/2023		99.689	4.012		4.012	3,305.86
313588AL9	188559	1010	FNMA Disc Note	12/7/2022	3.900	1,653,000.00	1,646,732.38	1,651,429.65	0.00	4,476.87	1/11/2023		99.621	3.915		3.915	4,697.27
<b>1010 Total</b>						<b>8,317,853.00</b>	<b>8,303,784.64</b>	<b>8,311,787.77</b>	<b>0.00</b>	<b>20,067.17</b>						<b>8,003.13</b>	
316175108	154380	1047	Fidelity Money Market Fund	3/1/2020	4.060	0.00	0.00	0.00	0.00	0.00			100.000	4.060		4.060	0.00
<b>1047 Total</b>						<b>0.00</b>	<b>0.00</b>	<b>0.00</b>	<b>0.00</b>	<b>0.00</b>						<b>0.00</b>	
316175108	151230	1048	Fidelity Money Market Fund		4.060	0.00	0.00	0.00	0.00	0.00			100.000	4.060		4.060	0.00
<b>1048 Total</b>						<b>0.00</b>	<b>0.00</b>	<b>0.00</b>	<b>0.00</b>	<b>0.00</b>						<b>0.00</b>	
316175108	151231	1049	Fidelity Money Market Fund		4.060	0.00	0.00	0.00	0.00	0.00			100.000	4.060		4.060	0.00

**EOM - REPORT WRITER**  
**Investment Inventory**  
**Sorted by Fund**  
**December 31, 2022**

CUSIP	Investment #	Fund Number	Issuer	Purchase Date	Cur Rate	Par Value	Book Value	Market Value	Pur Accr Interest	Accrued Interest	Maturity Date	Call Date	Purchase Price	YTM	YTC	YTW	Unrealized G/L
09248U700	184147	1049	BlackRock Money Market Fund	3/31/2021	4.033	0.00	0.00	0.00	0.00	0.00			100.000	4.033		4.033	0.00
<b>1049 Total</b>						<b>0.00</b>	<b>0.00</b>	<b>0.00</b>	<b>0.00</b>	<b>0.00</b>							<b>0.00</b>
316175108	151232	1053	Fidelity Money Market Fund		4.060	5,079,210.00	5,079,210.00	5,079,210.00	0.00	16,634.93			100.000	4.060		4.060	0.00
313384AC3	188698	1053	FHLB Disc Note	12/19/2022	3.850	2,006,000.00	2,002,782.04	2,002,782.04	0.00	2,788.90	1/3/2023		99.840	3.856		3.856	0.00
313588AD7	188731	1053	FNMA Disc Note	12/21/2022	3.900	10,000.00	9,984.83	9,984.83	0.00	11.92	1/4/2023		99.848	3.906		3.906	0.00
313384AJ8	188761	1053	FHLB Disc Note	12/27/2022	3.850	2,043,000.00	2,040,159.66	2,041,543.34	0.00	1,092.44	1/9/2023		99.861	3.855		3.855	1,383.68
<b>1053 Total</b>						<b>9,138,210.00</b>	<b>9,132,136.53</b>	<b>9,133,520.21</b>	<b>0.00</b>	<b>20,528.19</b>							<b>1,383.68</b>
316175108	151233	1055	Fidelity Money Market Fund	11/1/2019	4.060	4,190,300.00	4,190,300.00	4,190,300.00	0.00	13,723.48			100.000	4.060		4.060	0.00
313588AD7	188732	1055	FNMA Disc Note	12/21/2022	3.900	4,523,200.00	4,516,339.81	4,516,339.81	0.00	5,390.15	1/4/2023		99.848	3.906		3.906	0.00
313312AL4	188637	1055	FFCB Disc Note	12/14/2022	4.000	160,200.00	159,701.60	160,047.81	0.00	320.40	1/11/2023		99.689	4.012		4.012	346.21
313396AT0	188662	1055	FHLMC Disc Note	12/15/2022	3.800	331,500.00	330,310.28	330,909.60	0.00	594.86	1/18/2023		99.641	3.814		3.814	599.32
<b>1055 Total</b>						<b>9,205,200.00</b>	<b>9,196,651.69</b>	<b>9,197,597.22</b>	<b>0.00</b>	<b>20,028.89</b>							<b>945.53</b>
316175108	151234	1056	Fidelity Money Market Fund		4.060	1,611,229.00	1,611,229.00	1,611,229.00	0.00	5,276.87			100.000	4.060		4.060	0.00
<b>1056 Total</b>						<b>1,611,229.00</b>	<b>1,611,229.00</b>	<b>1,611,229.00</b>	<b>0.00</b>	<b>5,276.87</b>							<b>0.00</b>
316175108	174990	1069	Fidelity Money Market Fund		4.060	0.00	0.00	0.00	0.00	0.00			100.000	4.060		4.060	0.00
<b>1069 Total</b>						<b>0.00</b>	<b>0.00</b>	<b>0.00</b>	<b>0.00</b>	<b>0.00</b>							<b>0.00</b>
316175108	177169	1073	Fidelity Money Market Fund		4.060	0.00	0.00	0.00	0.00	0.00			100.000	4.060		4.060	0.00
09248U700	184163	1073	BlackRock Money Market Fund	3/30/2021	4.033	0.00	0.00	0.00	0.00	544.42			100.000	4.033		4.033	0.00
4812C0670	184482	1073	J.P. Morgan Money Market Fund	5/27/2021	4.105	4,612,700.00	4,612,700.00	4,612,700.00	0.00	14,574.49			100.000	4.105		4.105	0.00
89233HN42	188089	1073	Toyota Comm Paper	10/26/2022	4.040	4,336,000.00	4,301,938.31	4,333,407.07	0.00	32,601.90	1/4/2023		99.214	4.129		4.129	31,468.76
313384AK5	188411	1073	FHLB Disc Note	11/23/2022	3.985	5,056,400.00	5,029,533.66	5,052,198.13	0.00	21,828.90	1/10/2023		99.469	4.006		4.006	22,664.47
89233HNJ9	188137	1073	Toyota Comm Paper	11/1/2022	4.200	4,359,000.00	4,319,333.10	4,349,048.40	0.00	31,021.55	1/18/2023		99.090	4.297		4.297	29,715.30
313396AT0	188663	1073	FHLMC Disc Note	12/15/2022	3.800	27,200.00	27,102.38	27,151.56	0.00	48.81	1/18/2023		99.641	3.814		3.814	49.18
313384BA6	188154	1073	FHLB Disc Note	11/2/2022	4.070	5,109,000.00	5,060,481.53	5,095,394.73	0.00	34,656.05	1/25/2023		99.050	4.109		4.109	34,913.20
313384BH1	188207	1073	FHLB Disc Note	11/8/2022	4.010	4,195,000.00	4,155,281.51	4,179,780.54	0.00	25,232.92	2/1/2023		99.053	4.048		4.048	24,499.03
313312BQ2	188225	1073	FFCB Disc Note	11/9/2022	4.130	5,000,000.00	4,947,801.39	4,977,945.00	0.00	30,401.39	2/8/2023		98.956	4.174		4.174	30,143.61
313384BQ1	188224	1073	FHLB Disc Note	11/9/2022	4.120	3,138,000.00	3,105,319.47	3,124,158.28	0.00	19,033.72	2/8/2023		98.959	4.163		4.163	18,838.81
313588BX2	188560	1073	FNMA Disc Note	12/7/2022	4.100	5,224,000.00	5,182,353.11	5,196,485.19	0.00	14,873.89	2/15/2023		99.203	4.133		4.133	14,132.08
89233HPN8	188274	1073	Toyota Comm Paper	11/15/2022	4.440	4,675,000.00	4,617,918.25	4,643,948.65	0.00	27,099.42	2/22/2023		98.779	4.557		4.557	26,030.40
313384CM9	188485	1073	FHLB Disc Note	11/30/2022	4.365	4,896,500.00	4,842,473.24	4,862,239.19	0.00	18,998.42	3/1/2023		98.897	4.414		4.414	19,765.95
313588CM5	188742	1073	FNMA Disc Note	12/22/2022	4.200	462,400.00	458,677.68	459,223.31	0.00	539.47	3/1/2023		99.195	4.234		4.234	545.63
313384CT4	188712	1073	FHLB Disc Note	12/20/2022	4.375	497,000.00	492,349.25	493,227.77	0.00	724.79	3/7/2023		99.064	4.416		4.416	878.52
313588CU7	188629	1073	FNMA Disc Note	12/14/2022	4.200	3,331,000.00	3,298,356.20	3,305,317.99	0.00	6,995.10	3/8/2023		99.020	4.242		4.242	6,961.79
313384CZ0	188726	1073	FHLB Disc Note	12/21/2022	4.275	4,379,000.00	4,336,359.49	4,342,610.51	0.00	5,720.07	3/13/2023		99.026	4.317		4.317	6,251.02
313384DJ5	188766	1073	FHLB Disc Note	12/28/2022	4.440	2,767,000.00	2,738,333.88	2,741,020.64	0.00	1,365.05	3/22/2023		98.964	4.486		4.486	2,686.76
<b>1073 Total</b>						<b>62,065,200.00</b>	<b>61,526,312.45</b>	<b>61,795,856.96</b>	<b>0.00</b>	<b>286,260.36</b>							<b>269,544.51</b>
316175108	177170	1074	Fidelity Money Market Fund		4.060	0.00	0.00	0.00	0.00	0.00			100.000	4.060		4.060	0.00
<b>1074 Total</b>						<b>0.00</b>	<b>0.00</b>	<b>0.00</b>	<b>0.00</b>	<b>0.00</b>							<b>0.00</b>
316175108	177171	1075	Fidelity Money Market Fund		4.060	0.00	0.00	0.00	0.00	0.00			100.000	4.060		4.060	0.00
<b>1075 Total</b>						<b>0.00</b>	<b>0.00</b>	<b>0.00</b>	<b>0.00</b>	<b>0.00</b>							<b>0.00</b>
316175108	177172	1076	Fidelity Money Market Fund		4.060	0.00	0.00	0.00	0.00	0.00			100.000	4.060		4.060	0.00
<b>1076 Total</b>						<b>0.00</b>	<b>0.00</b>	<b>0.00</b>	<b>0.00</b>	<b>0.00</b>							<b>0.00</b>
316175108	178593	1077	Fidelity Money Market Fund		4.060	0.00	0.00	0.00	0.00	0.00			100.000	4.060		4.060	0.00
<b>1077 Total</b>						<b>0.00</b>	<b>0.00</b>	<b>0.00</b>	<b>0.00</b>	<b>0.00</b>							<b>0.00</b>
316175108	178594	1078	Fidelity Money Market Fund		4.060	0.00	0.00	0.00	0.00	0.00			100.000	4.060		4.060	0.00
<b>1078 Total</b>						<b>0.00</b>	<b>0.00</b>	<b>0.00</b>	<b>0.00</b>	<b>0.00</b>							<b>0.00</b>
316175108	178595	1079	Fidelity Money Market Fund		4.060	0.00	0.00	0.00	0.00	0.00			100.000	4.060		4.060	0.00
<b>1079 Total</b>						<b>0.00</b>	<b>0.00</b>	<b>0.00</b>	<b>0.00</b>	<b>0.00</b>							<b>0.00</b>
09248U700	183245	1082	BlackRock Money Market Fund	12/17/2020	4.033	0.00	0.00	0.00	0.00	0.00			100.000	4.033		4.033	0.00
<b>1082 Total</b>						<b>0.00</b>	<b>0.00</b>	<b>0.00</b>	<b>0.00</b>	<b>0.00</b>							<b>0.00</b>
09248U700	183246	1083	BlackRock Money Market Fund	12/17/2020	4.033	0.00	0.00	0.00	0.00	0.00			100.000	4.033		4.033	0.00
<b>1083 Total</b>						<b>0.00</b>	<b>0.00</b>	<b>0.00</b>	<b>0.00</b>	<b>0.00</b>							<b>0.00</b>
9AMMF05B2	184160	1084	U.S. Bank Interest Bearing Acct	12/15/2020	0.010	0.00	0.00	0.00	0.00	0.00			100.000	0.010		0.010	0.00
316175108	184180	1084	Fidelity Money Market Fund	4/5/2021	4.060	0.00	0.00	0.00	0.00	0.00			100.000	4.060		4.060	0.00
<b>1084 Total</b>						<b>0.00</b>	<b>0.00</b>	<b>0.00</b>	<b>0.00</b>	<b>0.00</b>							<b>0.00</b>
316175108	184072	1085	Fidelity Money Market Fund	10/1/2020	4.060	1,800.00	1,800.00	1,800.00	0.00	5.90			100.000	4.060		4.060	0.00

**EOM - REPORT WRITER**  
**Investment Inventory**  
**Sorted by Fund**  
**December 31, 2022**

CUSIP	Investment #	Fund Number	Issuer	Purchase Date	Cur Rate	Par Value	Book Value	Market Value	Pur Accr Interest	Accrued Interest	Maturity Date	Call Date	Purchase Price	YTM	YTC	YTW	Unrealized G/L	
313588AC9	188727	1085	FNMA Disc Note	12/21/2022	3.900	7,323,000.00	7,312,686.78	7,312,686.78	0.00	8,726.57	1/3/2023		99.859	3.905		3.905	0.00	
313384CM9	186639	1085	FHLB Disc Note	4/8/2022	1.570	2,532,000.00	2,495,891.57	2,514,283.60	0.00	29,593.45	3/1/2023		98.574	1.610		1.610	18,392.03	
912796X53	187253	1085	U.S. Treasury Bill	7/18/2022	2.872	3,206,000.00	3,121,082.21	3,141,370.25	0.00	42,714.67	6/15/2023		97.351	2.971		2.971	20,288.04	
313384HN2	188504	1085	FHLB Disc Note	12/1/2022	4.595	7,380,000.00	7,181,243.28	7,217,020.08	0.00	29,201.22	6/30/2023		97.307	4.769		4.769	35,776.80	
<b>1085 Total</b>						<b>20,442,800.00</b>	<b>20,112,703.84</b>	<b>20,187,160.71</b>	<b>0.00</b>	<b>110,241.81</b>							<b>74,456.87</b>	
316175108	184073	1086	Fidelity Money Market Fund	10/1/2020	4.060	0.00	0.00	0.00	0.00	4,566.79			100.000	4.060		4.060	0.00	
313384AC3	188699	1086	FHLB Disc Note	12/19/2022	3.850	27,000.00	26,956.69	26,956.69	0.00	37.54	1/3/2023		99.840	3.856		3.856	0.00	
313384DC0	188456	1086	FHLB Disc Note	11/29/2022	4.375	2,027,000.00	2,000,641.96	2,009,425.91	0.00	8,129.12	3/16/2023		98.700	4.433		4.433	8,783.95	
21920PR66	188678	1086	Cornell Univ Comm Paper	12/16/2022	4.600	6,947,000.00	6,848,468.38	6,848,468.38	0.00	14,202.76	4/6/2023		98.582	4.731		4.731	0.00	
3137EAEN5	187191	1086	FHLMC Disc Note	7/7/2022	2.750	2,000,000.00	1,998,162.81	1,983,124.00	0.00	1,833.33	6/19/2023		99.813	2.950		2.950	(15,038.81)	
3133ENH86	187492	1086	FFCB Bullet	8/19/2022	3.250	2,000,000.00	1,999,452.96	1,979,104.00	180.56	24,013.89	8/18/2023		99.942	3.309		3.309	(20,348.96)	
<b>1086 Total</b>						<b>13,001,000.00</b>	<b>12,873,682.80</b>	<b>12,847,078.98</b>	<b>180.56</b>	<b>52,783.43</b>							<b>(26,603.82)</b>	
316175108	184074	1087	Fidelity Money Market Fund	10/1/2020	4.060	0.00	0.00	0.00	0.00	0.00			100.000	4.060		4.060	0.00	
<b>1087 Total</b>						<b>0.00</b>	<b>0.00</b>	<b>0.00</b>	<b>0.00</b>	<b>0.00</b>							<b>0.00</b>	
316175108	187323	1088	Fidelity Money Market Fund	7/28/2022	4.060	10,000.00	10,000.00	10,000.00	0.00	76.58			100.000	4.060		4.060	0.00	
09248U700	184076	1088	BlackRock Money Market Fund	3/18/2021	4.033	1,867,040.00	1,867,040.00	1,867,040.00	0.00	6,131.65			100.000	4.033		4.033	0.00	
313588AC9	188641	1088	FNMA Disc Note	12/14/2022	3.750	5,207,000.00	5,196,152.08	5,196,152.08	0.00	9,763.13	1/3/2023		99.792	3.758		3.758	0.00	
313384AL3	188768	1088	FHLB Disc Note	12/28/2022	3.770	5,112,000.00	5,104,505.24	5,107,041.36	0.00	2,141.36	1/11/2023		99.853	3.776		3.776	2,536.12	
<b>1088 Total</b>						<b>12,196,040.00</b>	<b>12,177,697.32</b>	<b>12,180,233.44</b>	<b>0.00</b>	<b>18,112.72</b>							<b>2,536.12</b>	
316175108	184191	1089	Fidelity Money Market Fund	4/6/2021	4.060	0.00	0.00	0.00	0.00	0.00			100.000	4.060		4.060	0.00	
09248U700	184077	1089	BlackRock Money Market Fund	3/18/2021	4.033	0.00	0.00	0.00	0.00	0.00			100.000	4.033		4.033	0.00	
<b>1089 Total</b>						<b>0.00</b>	<b>0.00</b>	<b>0.00</b>	<b>0.00</b>	<b>0.00</b>							<b>0.00</b>	
<b>Grand Total</b>						<b>9,769,831,106.33</b>	<b>9,660,384,647.11</b>	<b>9,607,209,008.20</b>	<b>30,862.09</b>	<b>47,688,702.28</b>								<b>-53,175,638.91</b>