




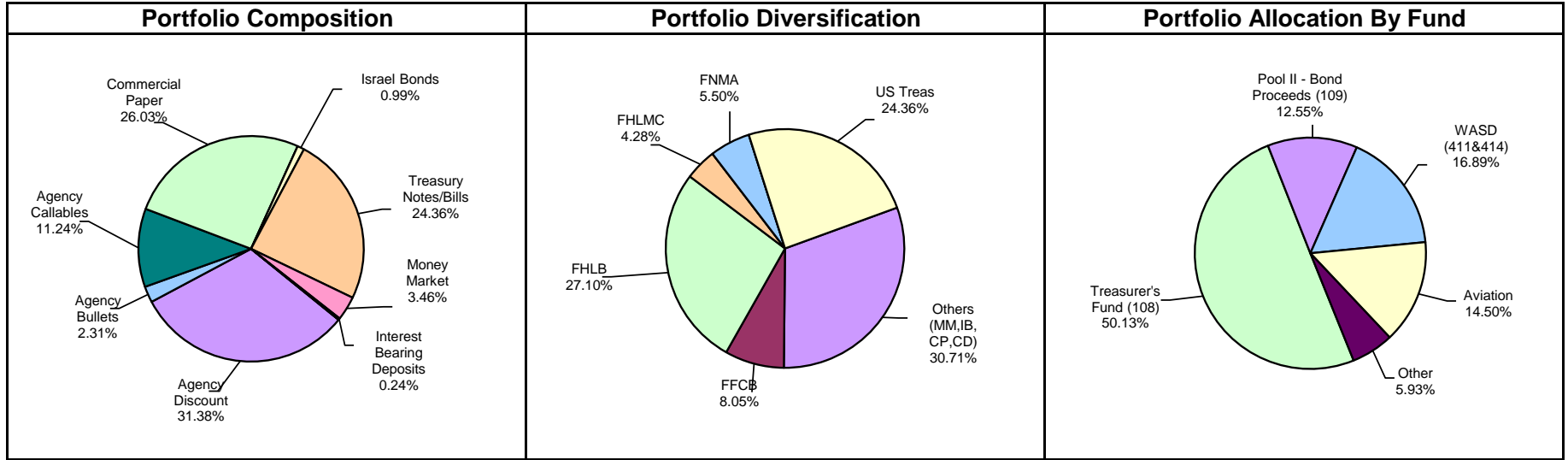
**Monthly Summary Investment Report**

**For the Period Ended**

**March 31, 2022**



**Miami-Dade County  
Total Portfolio Summary  
March 31, 2022**



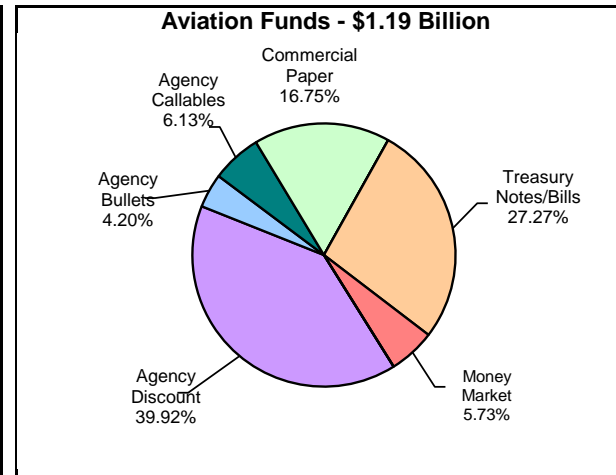
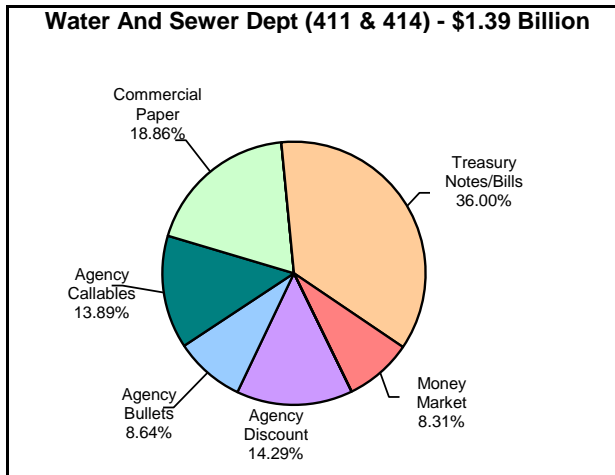
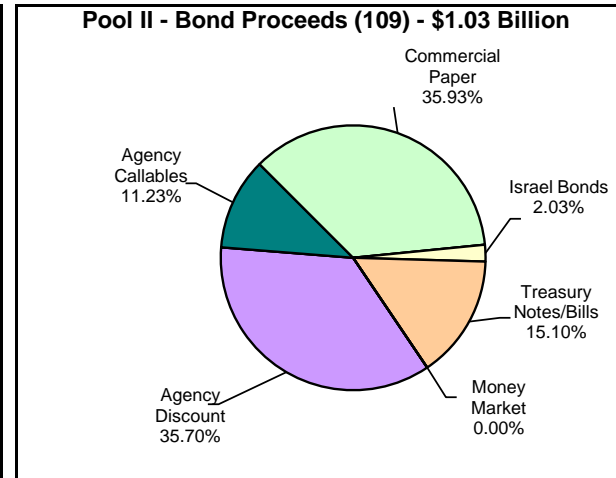
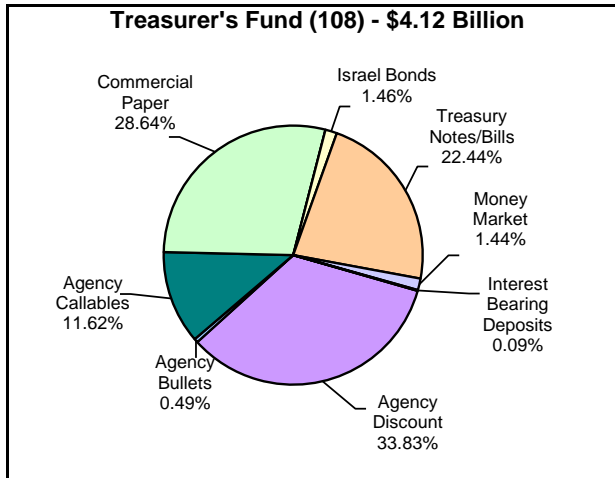
**Miami-Dade County  
Summary Statement  
March 31, 2022**

Portfolio Summary					
	Current 3/31/2022	Previous Month 2/28/2022	Change from Prior Month	Previous Quarter 12/31/2021	Change from Prior Quarter
Par Value	\$ 8,227,634,525.34	\$ 8,214,361,070.83	\$ 13,273,454.51	\$ 8,467,593,041.75	\$ (239,958,516.41)
Book Value	\$ 8,219,850,751.83	\$ 8,209,300,267.52	\$ 10,550,484.31	\$ 8,465,368,906.41	\$ (245,518,154.58)
Market Value	\$ 8,162,601,857.13	\$ 8,174,647,397.46	\$ (12,045,540.33)	\$ 8,449,857,017.32	\$ (287,255,160.19)
Market Value as a % of Book Value	99.30%	99.58%	-0.27%	99.82%	-0.51%
Accrued Interest	\$ 3,871,786.76	\$ 2,927,852.83	\$ 943,933.93	\$ 1,901,555.89	\$ 1,970,230.87
Total Value (Market Value+ Accrued Interest)	\$ 8,166,473,643.89	\$ 8,177,575,250.29	\$ (11,101,606.40)	\$ 8,451,758,573.21	\$ (285,284,929.32)
Interest Earned (Current Month)	\$ 1,888,754.98	\$ 1,258,523.42	\$ 630,231.56	\$ 929,169.06	\$ 959,585.92
Interest Earned Fiscal YTD (10/1 - 9/30)	\$ 6,584,669.15	\$ 4,696,157.22	\$ 1,888,511.93	\$ 2,375,475.92	\$ 4,209,193.23
Unrealized Gain (Loss)	\$ (57,248,894.70)	\$ (34,652,870.06)	\$ (22,596,024.64)	\$ (15,511,889.09)	\$ (41,737,005.61)
Weighted Average Days to Maturity	203	215.0	-12.0	214.0	-11.0
Weighted Average Days to Call	109.0	116.0	-7.0	136.0	-27.0
Yield to Maturity	0.33%	0.23%	0.10%	0.14%	0.19%
Earned Income Yield for Period	0.27%	0.20%	0.07%	0.12%	0.15%
Earned Income Yield for Year to Date	0.16%	0.14%	0.02%	0.12%	0.04%

Yield Maturity Breakdown	Policy Compliance															
	Security Type	% Limit	Current %	Result												
<table border="1"> <caption>Yield Maturity Breakdown Data</caption> <thead> <tr> <th>Term</th> <th>Yield</th> </tr> </thead> <tbody> <tr> <td>0-3 Months</td> <td>0.23%</td> </tr> <tr> <td>3-6 Months</td> <td>0.46%</td> </tr> <tr> <td>6-12 Months</td> <td>0.35%</td> </tr> <tr> <td>12-24 Months</td> <td>0.80%</td> </tr> <tr> <td>24+ Months</td> <td>0.57%</td> </tr> </tbody> </table>	Term	Yield	0-3 Months	0.23%	3-6 Months	0.46%	6-12 Months	0.35%	12-24 Months	0.80%	24+ Months	0.57%	Treasuries	100%	24.36%	PASS
	Term	Yield														
	0-3 Months	0.23%														
	3-6 Months	0.46%														
	6-12 Months	0.35%														
	12-24 Months	0.80%														
	24+ Months	0.57%														
	Agencies	100%	33.69%	PASS												
	Agency Callables	25%	11.24%	PASS												
	Commercial Paper	50%	26.03%	PASS												
	-CP Single Issuer Max	5%	4.56%	PASS												
	Israel Bonds	3%	0.99%	PASS												
Time Deposits	20%	0.00%	PASS													
SBA/Investment Pools	50%	0.00%	PASS													
Money Market Funds	30%	3.46%	PASS													
Interest Bearing Deposit	20%	0.24%	PASS													
Open/Closed End Funds	5%	0.00%	PASS													

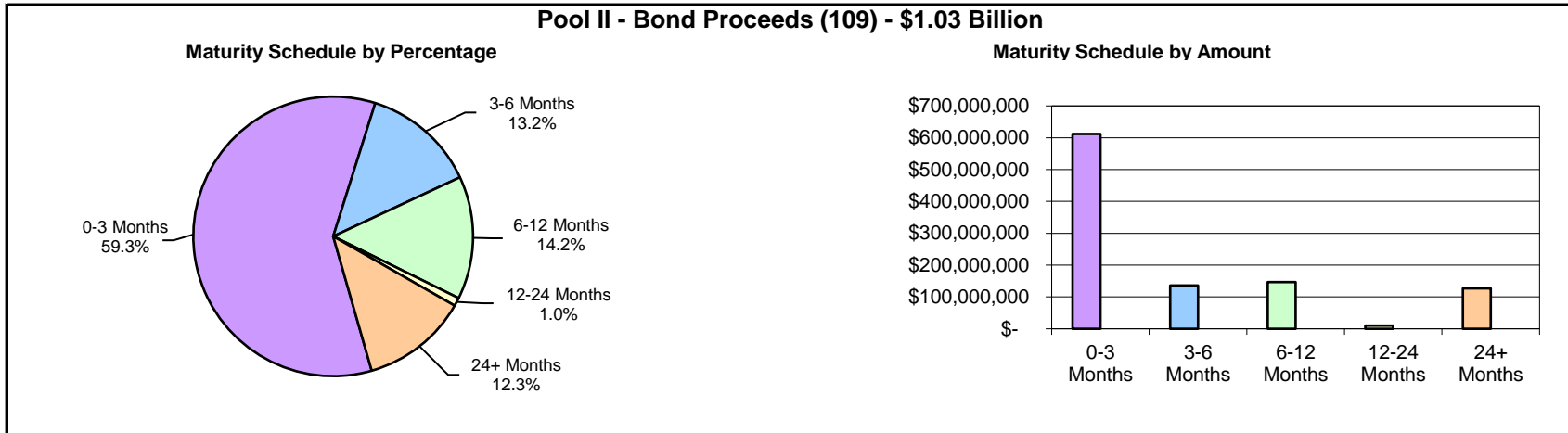
Note: The County currently holds \$176. million in cash deposits with Wells Fargo Bank. They are not included in the investment portfolio data presented here.

**Miami-Dade County  
Portfolio Composition  
March 31, 2022**

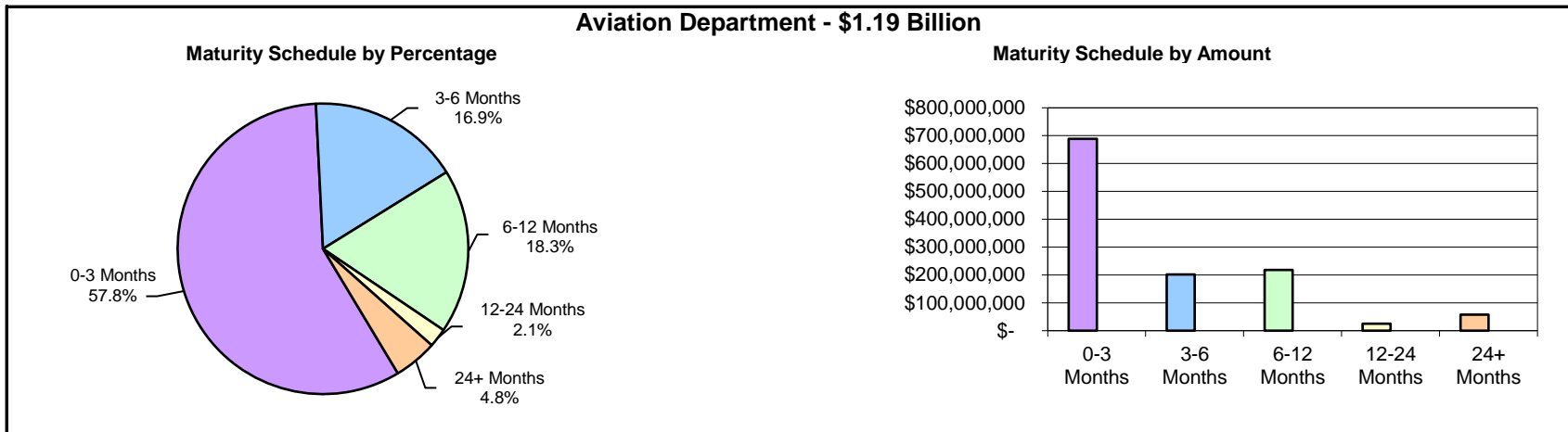
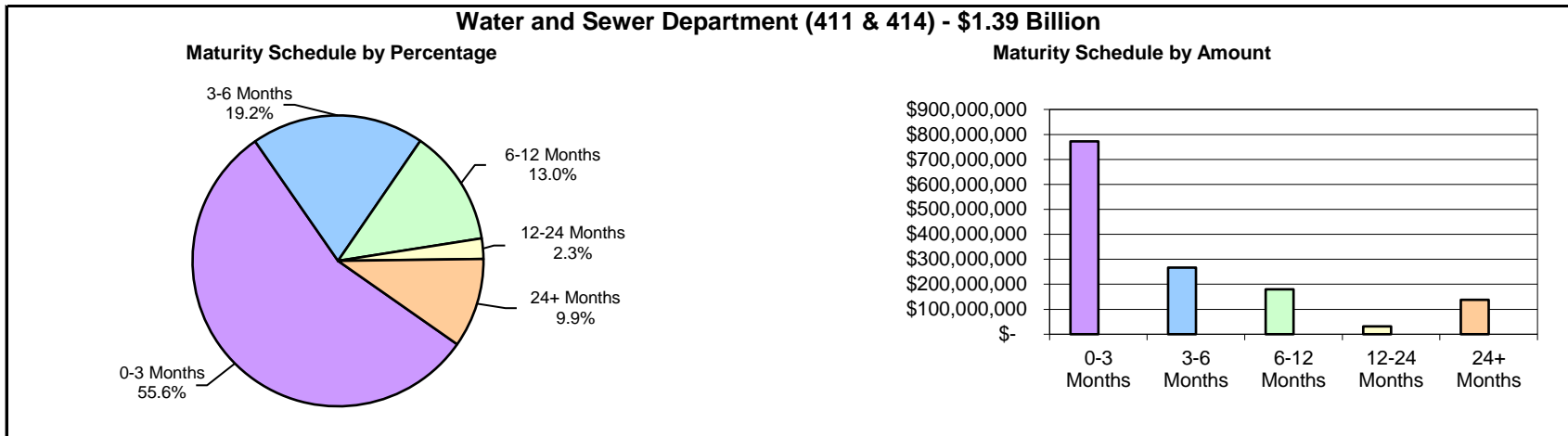


Note: Graphs above do not include miscellaneous funds totaling \$487 million and representing 5.9% of the portfolio.

### Miami-Dade County Maturity Breakdown March 31, 2022

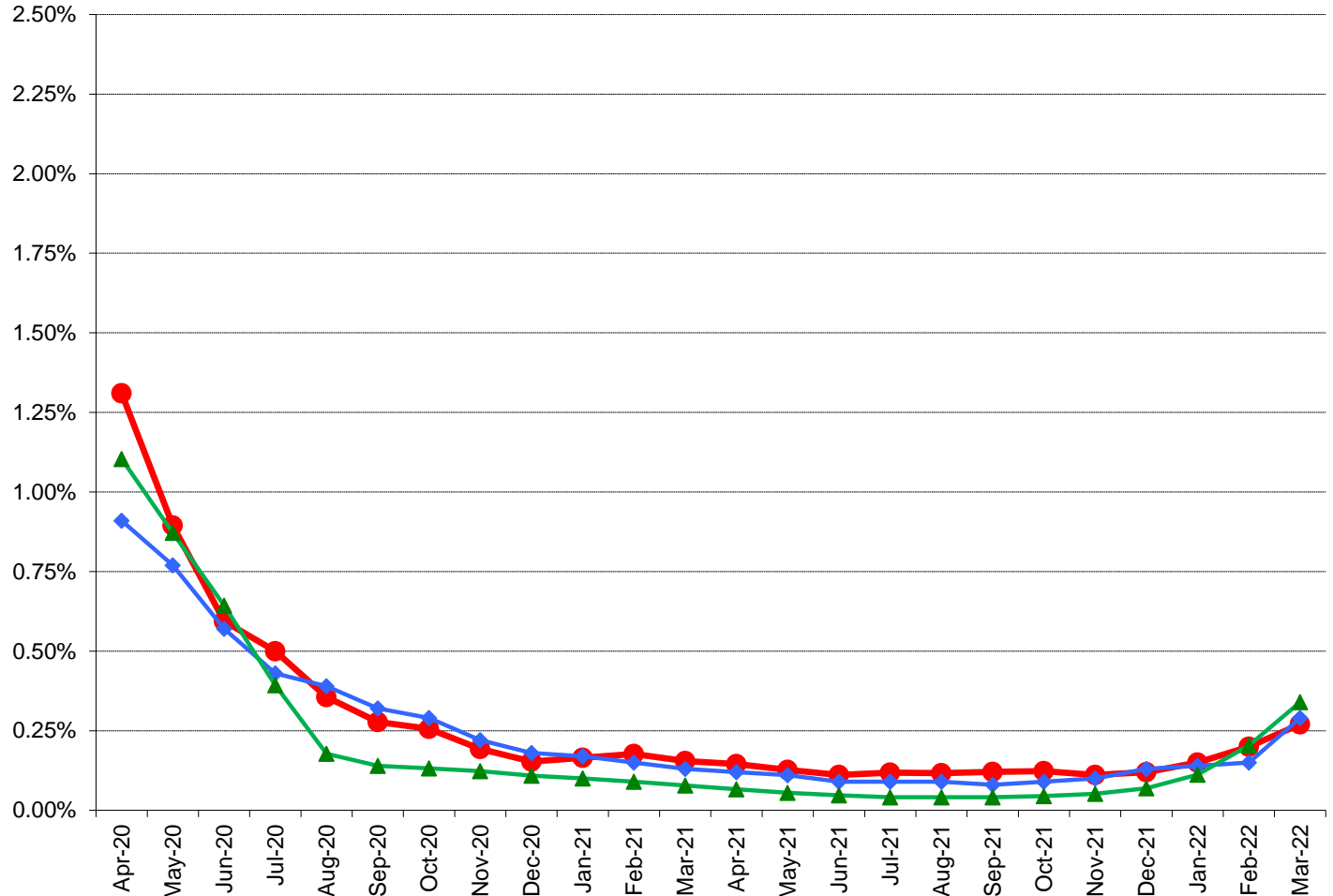


### Miami-Dade County Maturity Breakdown March 31, 2022



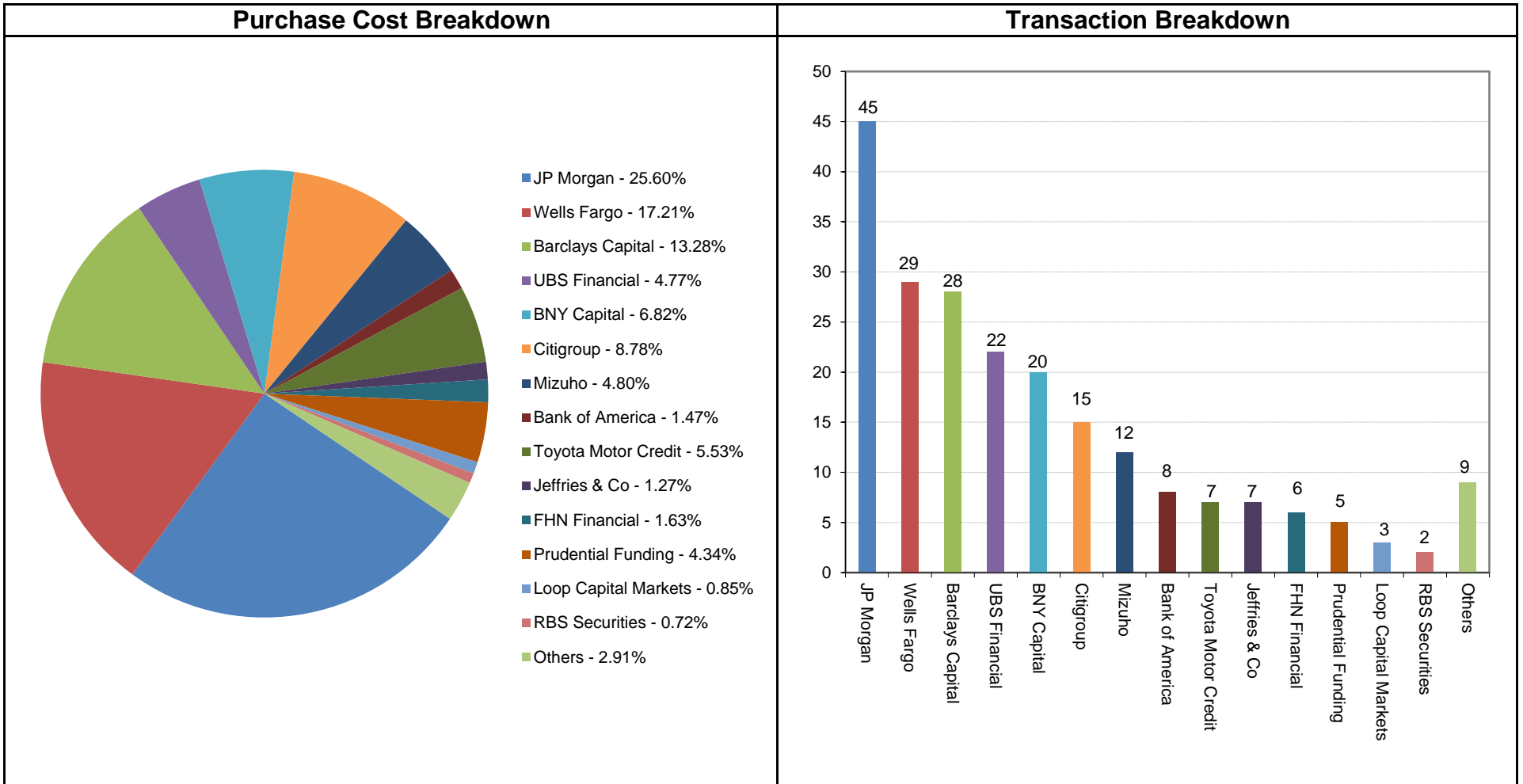
Note: Graphs above do not include miscellaneous funds totaling \$487 million and representing 5.9% of the portfolio.

**Miami-Dade County  
Benchmark Comparisons  
March 31, 2022**



	Apr-20	May-20	Jun-20	Jul-20	Aug-20	Sep-20	Oct-20	Nov-20	Dec-20	Jan-21	Feb-21	Mar-21	Apr-21	May-21	Jun-21	Jul-21	Aug-21	Sep-21	Oct-21	Nov-21	Dec-21	Jan-22	Feb-22	Mar-22	
● Miami-Dade - Earned Income Yield	1.31%	0.90%	0.59%	0.50%	0.36%	0.28%	0.26%	0.19%	0.15%	0.17%	0.18%	0.16%	0.15%	0.13%	0.11%	0.12%	0.12%	0.12%	0.12%	0.11%	0.12%	0.15%	0.20%	0.27%	
◆ Monthly Avg - Florida SBA Pool	0.91%	0.77%	0.57%	0.43%	0.39%	0.32%	0.29%	0.22%	0.18%	0.17%	0.15%	0.13%	0.12%	0.11%	0.09%	0.09%	0.09%	0.08%	0.09%	0.10%	0.13%	0.14%	0.15%	0.29%	
▲ 6-Month Avg of 6-Mo T-Bill	1.10%	0.87%	0.64%	0.39%	0.18%	0.14%	0.13%	0.12%	0.11%	0.10%	0.09%	0.08%	0.07%	0.06%	0.05%	0.04%	0.04%	0.04%	0.04%	0.05%	0.05%	0.07%	0.11%	0.20%	0.34%

**Miami-Dade County  
Broker Purchase Distribution  
March 31, 2022**







**Detail Security Holdings Report**

**For the Period Ended**

**March 31, 2022**



**EOM - REPORT WRITER**  
**Investment Inventory**  
**Sorted by Fund**  
**March 31, 2022**

CUSIP	Investment #	Fund Number	Issuer	Purchase Date	Cur Rate	Par Value	Book Value	Market Value	Pur Accr Interest	Accrued Interest	Maturity Date	Call Date	Purchase Price	YTM	YTC	YTW	Unrealized G/L
3133EMBT8	182414	108	FFCB - Bullet	10/6/2020	0.14	20,000,000.00	20,000,000.00	19,994,200.00	0.00	14,000.00	4/1/2022		100	0.14	0.14	0.14	-5,800.00
313385UZ7	185771	108	FHLB Disc Note	12/1/2021	0.035	31,000,000.00	30,996,353.19	30,995,040.00	0.00	3,646.81	4/1/2022		99.988	0.035	0.035	0.035	-1,313.19
313313UZ9	186311	108	FFCB Disc Note	2/18/2022	0.1	10,000,000.00	9,998,833.33	9,998,400.00	0.00	1,166.67	4/1/2022		99.988	0.1	0.1	0.1	-433.33
62479MD18	186506	108	MUFG Commercial Paper	3/23/2022	0.29	30,000,000.00	29,997,825.00	29,997,825.00	0.00	2,175.00	4/1/2022		99.993	0.294	0.294	0.294	0.00
62479MD18	186514	108	MUFG Commercial Paper	3/24/2022	0.29	46,200,000.00	46,197,022.67	46,197,022.67	0.00	2,977.33	4/1/2022		99.994	0.294	0.294	0.294	0.00
313385UZ7	186534	108	FHLB Disc Note	3/25/2022	0.15	47,900,000.00	47,898,602.92	47,898,602.92	0.00	1,397.08	4/1/2022		99.997	0.15	0.15	0.15	0.00
313385UZ7	186535	108	FHLB Disc Note	3/25/2022	0.15	15,000,000.00	14,999,562.50	14,999,562.50	0.00	437.50	4/1/2022		99.997	0.15	0.15	0.15	0.00
62479MD42	186413	108	MUFG Commercial Paper	3/9/2022	0.21	34,000,000.00	33,994,843.33	33,998,878.00	0.00	4,561.67	4/4/2022		99.985	0.213	0.213	0.213	4,034.67
62479MD59	186485	108	MUFG Commercial Paper	3/18/2022	0.3	40,000,000.00	39,994,000.00	39,998,320.00	0.00	4,666.67	4/5/2022		99.985	0.304	0.304	0.304	4,320.00
912796N47	185989	108	U.S. Treasury Bill	12/31/2021	0.048	49,500,000.00	49,493,664.69	49,498,812.00	0.00	5,943.44	4/7/2022		99.987	0.048	0.048	0.048	5,147.31
91411UD77	186275	108	Univ of California Comm Paper	2/14/2022	0.27	17,000,000.00	16,993,370.00	16,999,048.00	0.00	5,865.00	4/7/2022		99.961	0.274	0.274	0.274	5,678.00
313385VG8	186197	108	FHLB Disc Note	2/1/2022	0.13	45,000,000.00	44,989,275.00	44,998,515.00	0.00	9,587.50	4/8/2022		99.976	0.13	0.13	0.13	9,240.00
62479MD83	186234	108	MUFG Commercial Paper	2/4/2022	0.2	48,700,000.00	48,682,955.00	48,696,688.40	0.00	15,151.11	4/8/2022		99.965	0.203	0.203	0.203	13,733.40
74433HDC5	186432	108	Prudential Comm Paper	3/11/2022	0.25	24,000,000.00	23,994,666.67	23,997,504.00	0.00	3,500.00	4/12/2022		99.978	0.254	0.254	0.254	2,837.33
313589VM2	186080	108	FNMA Disc Note	1/13/2022	0.1	30,000,000.00	29,992,500.00	29,998,290.00	0.00	6,500.00	4/13/2022		99.975	0.1	0.1	0.1	5,790.00
313589VM2	186081	108	FNMA Disc Note	1/13/2022	0.1	20,000,000.00	19,995,000.00	19,998,860.00	0.00	4,333.33	4/13/2022		99.975	0.1	0.1	0.1	3,860.00
313589VM2	186082	108	FNMA Disc Note	1/13/2022	0.111	12,000,000.00	11,996,670.00	11,996,316.00	0.00	2,886.00	4/13/2022		99.972	0.111	0.111	0.111	2,646.00
912796P29	186169	108	U.S. Treasury Bill	1/27/2022	0.125	33,000,000.00	32,991,177.08	32,998,317.00	0.00	7,333.34	4/14/2022		99.973	0.127	0.127	0.127	7,139.92
48306BDE2	186542	108	Kaiser Comm Paper	3/28/2022	0.25	40,008,000.00	40,003,276.83	40,002,118.82	0.00	1,111.33	4/14/2022		99.988	0.254	0.254	0.254	-1,158.01
313385VS2	186101	108	FHLB Disc Note	1/18/2022	0.14	7,000,000.00	6,997,550.00	6,999,440.00	0.00	1,987.22	4/18/2022		99.965	0.14	0.14	0.14	1,890.00
89233HDK7	186361	108	Toyota Comm Paper	3/1/2022	0.3	49,800,000.00	49,779,665.00	49,788,695.40	0.00	12,865.00	4/19/2022		99.959	0.304	0.304	0.304	9,030.40
313589VU4	186122	108	FNMA Disc Note	1/20/2022	0.17	48,900,000.00	48,879,217.50	48,895,599.00	0.00	16,395.08	4/20/2022		99.958	0.17	0.17	0.17	16,381.50
313589VU4	186123	108	FNMA Disc Note	1/20/2022	0.17	26,100,000.00	26,088,907.50	26,097,651.00	0.00	8,750.75	4/20/2022		99.958	0.17	0.17	0.17	8,743.50
313589VU4	186200	108	FNMA Disc Note	2/1/2022	0.15	18,220,000.00	18,214,078.50	18,218,360.20	0.00	4,479.08	4/20/2022		99.968	0.15	0.15	0.15	4,281.70
912796G45	185993	108	U.S. Treasury Bill	12/31/2021	0.063	12,000,000.00	11,997,683.80	11,999,184.00	0.00	1,898.87	4/21/2022		99.981	0.063	0.063	0.063	1,500.20
313397V0	186162	108	FHLMC Disc Note	1/26/2022	0.17	35,000,000.00	34,985,951.39	34,996,710.00	0.00	10,743.05	4/21/2022		99.96	0.17	0.17	0.17	10,758.61
313385VW3	185743	108	FHLB Disc Note	11/29/2021	0.051	30,000,000.00	29,993,880.00	29,997,030.00	0.00	5,227.50	4/22/2022		99.98	0.051	0.051	0.051	3,150.00
313385VW3	185744	108	FHLB Disc Note	11/29/2021	0.051	20,000,000.00	19,995,920.00	19,998,020.00	0.00	3,485.00	4/22/2022		99.98	0.051	0.051	0.051	2,100.00
89233HDN1	186206	108	Toyota Comm Paper	2/2/2022	0.23	30,000,000.00	29,984,858.33	29,991,210.00	0.00	11,116.67	4/22/2022		99.95	0.233	0.233	0.233	6,351.67
89233HDR2	186433	108	Toyota Comm Paper	3/11/2022	0.58	30,000,000.00	29,978,250.00	29,989,380.00	0.00	10,150.00	4/25/2022		99.928	0.588	0.588	0.588	11,130.00
91411UDS1	186154	108	Univ of California Comm Paper	1/15/2022	0.21	25,000,000.00	24,986,729.17	24,986,729.17	0.00	9,625.00	4/26/2022		99.947	0.213	0.213	0.213	0.00
89233HDT8	186471	108	Toyota Comm Paper	3/17/2022	0.64	21,000,000.00	20,984,693.33	20,991,663.00	0.00	5,600.00	4/27/2022		99.927	0.649	0.649	0.649	6,969.67
912796P37	185946	108	U.S. Treasury Bill	12/23/2021	0.055	43,000,000.00	42,991,722.50	42,996,560.00	0.00	6,503.75	4/28/2022		99.981	0.056	0.056	0.056	4,837.50
313385WD4	185969	108	FHLB Disc Note	12/29/2021	0.035	40,000,000.00	39,995,294.44	39,987,600.00	0.00	3,616.67	4/29/2022		99.988	0.035	0.035	0.035	-7,694.44
46640QE23	186499	108	J.P. Morgan Comm Paper	3/22/2022	0.5	38,000,000.00	37,978,361.11	37,983,280.00	0.00	5,277.78	5/2/2022		99.943	0.507	0.507	0.507	4,918.89
313589WJ8	186224	108	FNMA Disc Note	2/3/2022	0.2	23,000,000.00	22,988,500.00	22,991,168.00	0.00	7,283.33	5/4/2022		99.95	0.2	0.2	0.2	2,668.00
912796P45	186021	108	U.S. Treasury Bill	1/6/2022	0.11	49,300,000.00	49,282,073.97	49,293,147.30	0.00	12,804.31	5/5/2022		99.964	0.112	0.112	0.112	11,073.33
48306BE50	186064	108	Kaiser Comm Paper	1/12/2022	0.18	25,019,000.00	25,004,864.27	25,006,415.44	0.00	9,882.50	5/5/2022		99.944	0.183	0.183	0.183	1,551.17
91411UE50	186184	108	Univ of California Comm Paper	1/28/2022	0.25	30,000,000.00	29,979,791.67	29,979,791.67	0.00	13,125.00	5/5/2022		99.933	0.254	0.254	0.254	0.00
313385WL6	185656	108	FHLB Disc Note	11/18/2021	0.057	20,000,000.00	19,994,648.33	19,991,860.00	0.00	4,243.34	5/6/2022		99.973	0.057	0.057	0.057	-2,788.33
313385WL6	186168	108	FHLB Disc Note	1/27/2022	0.16	41,000,000.00	40,981,960.00	40,983,313.00	0.00	11,662.22	5/6/2022		99.956	0.16	0.16	0.16	1,353.00
89233HE91	186452	108	Toyota Comm Paper	3/15/2022	0.75	19,000,000.00	18,978,229.17	18,986,738.00	0.00	6,729.17	5/9/2022		99.885	0.761	0.761	0.761	8,508.83
14912EEA1	186517	108	Caterpillar Comm Paper	3/24/2022	0.5	20,500,000.00	20,486,618.06	20,489,463.00	0.00	2,277.78	5/10/2022		99.935	0.507	0.507	0.507	2,844.94
313589WR0	186256	108	FNMA Disc Note	2/10/2022	0.265	33,000,000.00	32,978,137.50	32,984,622.00	0.00	12,145.84	5/11/2022		99.934	0.265	0.265	0.265	6,484.50
912796Q28	186022	108	U.S. Treasury Bill	1/6/2022	0.118	49,200,000.00	49,179,766.50	49,189,274.40	0.00	13,649.58	5/12/2022		99.959	0.119	0.119	0.119	9,507.90
48306BEC5	186543	108	Kaiser Comm Paper	3/28/2022	0.6	45,000,000.00	44,966,250.00	44,970,165.00	0.00	3,000.00	5/12/2022		99.925	0.609	0.609	0.609	3,915.00
59087BEG8	186287	108	MetLife Comm Paper	2/16/2022	0.35	17,500,000.00	17,484,857.64	17,487,995.00	0.00	7,486.11	5/16/2022		99.913	0.355	0.355	0.355	3,137.36
313385WY8	186300	108	FHLB Disc Note	2/17/2022	0.37	30,000,000.00	29,972,250.00	29,983,590.00	0.00	13,258.33	5/18/2022		99.908	0.37	0.37	0.37	11,340.00
912796H44	186079	108	U.S. Treasury Bill	1/13/2022	0.17	31,000,000.00	30,981,555.00	30,989,708.00	0.00	11,418.33	5/19/2022		99.941	0.172	0.172	0.172	8,153.00
912796H44	186205	108	U.S. Treasury Bill	2/2/2022	0.213	49,800,000.00	49,768,825.75	49,783,466.40	0.00	17,057.61	5/19/2022		99.937	0.216	0.216	0.216	14,640.65
313385XA9	186328	108	FHLB Disc Note	2/24/2022	0.2	49,500,000.00	49,476,625.00	49,471,785.00	0.00	9,900.00	5/20/2022		99.953	0.2	0.2	0.2	-4,840.00
912796V22	186559	108	U.S. Treasury Bill	3/30/2022	0.275	29,000,000.00	28,987,815.97	28,987,414.00	0.00	443.06	5/24/2022		99.958	0.279	0.279	0.279	-401.97
14912EER4	186565	108	Caterpillar Comm Paper	3/31/2022	0.48	38,000,000.00	37,972,133.33	37,966,750.00	0.00	506.67	5/25/2022		99.927	0.487	0.487	0.487	-5,383.33
912796Q36	186166	108	U.S. Treasury Bill	1/27/2022	0.24	49,800,000.00	49,760,492.00	49,778,137.80	0.00	21,248.00	5/26/2022		99.921	0.244	0.244	0.244	17,645.80
313385XH4	184483	108	FHLB Disc Note	5/28/2021	0.045	49,990,000.00	49,967,254.55	49,957,406.52	0.00	19,246.15	5/27/2022		99.955	0.046	0.046	0.046	-9,848.03
14912EF10	186412	108	Caterpillar Comm Paper	3/9/2022	0.5	10,850,000.00	10,837,341.67	10,838,282.00	0.00	3,465.97	6/1/2022		99.883	0.508	0.508	0.50	

**EOM - REPORT WRITER**  
**Investment Inventory**  
**Sorted by Fund**  
**March 31, 2022**

CUSIP	Investment #	Fund Number	Issuer	Purchase Date	Cur Rate	Par Value	Book Value	Market Value	Pur Accr Interest	Accrued Interest	Maturity Date	Call Date	Purchase Price	YTM	YTC	YTW	Unrealized G/L
98459SF11	186516	108	Yale Univ Comm Paper	3/24/2022	0.6	14,500,000.00	14,483,325.00	14,484,093.50	0.00	1,933.33	6/1/2022		99.885	0.609		0.609	768.50
912796Q44	186241	108	U.S. Treasury Bill	2/8/2022	0.316	40,000,000.00	39,959,960.67	39,977,520.00	0.00	18,263.55	6/2/2022		99.9	0.321		0.321	17,559.33
07287DF21	186500	108	Baylor Univ Comm Paper	3/22/2022	0.75	35,600,000.00	35,546,600.00	35,560,448.40	0.00	7,416.67	6/2/2022		99.85	0.762		0.762	13,848.40
313385XQ4	186124	108	FHLB Disc Note	1/20/2022	0.2	24,000,000.00	23,982,133.33	23,974,056.00	0.00	9,466.67	6/3/2022		99.926	0.2		0.2	-8,077.33
313313XU7	186198	108	FFCB Disc Note	2/1/2022	0.31	40,000,000.00	39,956,600.00	39,954,000.00	0.00	20,322.22	6/7/2022		99.892	0.31		0.31	-2,600.00
912796V89	186554	108	U.S. Treasury Bill	3/29/2022	0.35	46,600,000.00	46,568,286.11	46,568,638.20	0.00	1,359.17	6/7/2022		99.932	0.355		0.355	352.09
912796R35	185853	108	U.S. Treasury Bill	12/9/2021	0.123	46,600,000.00	46,571,140.36	46,566,494.60	0.00	17,918.35	6/9/2022		99.938	0.124		0.124	-4,645.76
912796R35	186545	108	U.S. Treasury Bill	3/28/2022	0.37	47,900,000.00	47,864,061.69	47,865,559.90	0.00	1,969.22	6/9/2022		99.925	0.375		0.375	1,498.21
46640QFA4	186345	108	J.P. Morgan Comm Paper	2/25/2022	0.5	43,000,000.00	42,937,291.67	42,931,888.00	0.00	20,902.78	6/10/2022		99.854	0.508		0.508	-5,403.67
89233HFE9	186461	108	Toyota Comm Paper	3/16/2022	0.73	15,987,000.00	15,957,823.73	15,957,855.70	0.00	5,186.89	6/14/2022		99.818	0.741		0.741	31.97
912796V97	186546	108	U.S. Treasury Bill	3/28/2022	0.405	13,000,000.00	12,988,592.50	12,989,314.00	0.00	585.00	6/14/2022		99.912	0.411		0.411	721.50
912796J42	185990	108	U.S. Treasury Bill	12/31/2021	0.106	49,400,000.00	49,375,823.50	49,356,725.60	0.00	13,174.02	6/16/2022		99.951	0.107		0.107	-19,097.90
19865XFG1	186493	108	Columbia Univ Comm Paper	3/21/2022	0.75	17,012,000.00	16,981,165.75	16,981,165.75	0.00	3,898.58	6/16/2022		99.819	0.762		0.762	0.00
313385YE0	185918	108	FHLB Disc Note	12/17/2021	0.125	35,000,000.00	34,977,881.94	34,953,765.00	0.00	12,760.42	6/17/2022		99.937	0.125		0.125	-24,116.94
48306BFM2	186544	108	Kaiser Comm Paper	3/28/2022	0.8	48,700,000.00	48,608,011.11	48,598,509.20	0.00	4,328.89	6/21/2022		99.811	0.813		0.813	-9,501.91
29157P6M1	186507	108	Emory Univ Comm Paper	3/23/2022	0.73	25,000,000.00	25,000,000.00	25,000,000.00	0.00	4,500.00	6/22/2022		100	0.73		0.73	0.00
912796R43	185991	108	U.S. Treasury Bill	12/31/2021	0.15	49,300,000.00	49,264,257.50	49,247,002.50	0.00	18,692.92	6/23/2022		99.928	0.152		0.152	-17,255.00
912796R43	186566	108	U.S. Treasury Bill	3/31/2022	0.443	15,000,000.00	14,984,512.50	14,983,875.00	0.00	184.38	6/23/2022		99.897	0.449		0.449	-637.50
313385YM2	185952	108	FHLB Disc Note	12/27/2021	0.17	49,800,000.00	49,757,905.17	49,728,238.20	0.00	22,340.83	6/24/2022		99.915	0.17		0.17	-29,666.97
313313VR3	185957	108	FFCB Disc Note	12/28/2021	0.19	38,000,000.00	37,963,498.89	37,942,620.00	0.00	18,852.22	6/28/2022		99.904	0.19		0.19	-20,878.89
912796R50	186288	108	U.S. Treasury Bill	2/16/2022	0.457	10,000,000.00	9,982,989.44	9,987,220.00	0.00	5,585.56	6/30/2022		99.83	0.464		0.464	4,230.56
313385YU4	186045	108	FHLB Disc Note	1/10/2022	0.17	40,000,000.00	39,967,511.11	39,923,320.00	0.00	15,300.00	7/1/2022		99.919	0.17		0.17	-44,191.11
313385YU4	186139	108	FHLB Disc Note	1/21/2022	0.24	25,000,000.00	24,973,166.67	24,952,075.00	0.00	11,666.67	7/1/2022		99.893	0.24		0.24	-21,091.67
46640QG13	186352	108	J.P. Morgan Comm Paper	2/28/2022	0.63	35,000,000.00	34,924,662.50	34,911,555.00	0.00	19,600.00	7/1/2022		99.785	0.64		0.64	-13,107.50
912796R68	186138	108	U.S. Treasury Bill	1/21/2022	0.287	16,000,000.00	15,978,698.22	15,975,216.00	0.00	8,928.89	7/7/2022		99.867	0.291		0.291	-3,482.22
21920PG76	186170	108	Cornell Univ Comm Paper	1/27/2022	0.35	20,000,000.00	19,968,694.44	19,968,694.44	0.00	12,444.45	7/7/2022		99.843	0.355		0.355	0.00
313313ZH4	185959	108	FFCB Disc Note	12/28/2021	0.19	15,000,000.00	14,984,325.00	14,967,225.00	0.00	7,441.67	7/14/2022		99.896	0.192		0.192	-17,100.00
912796K57	185992	108	U.S. Treasury Bill	12/31/2021	0.155	49,200,000.00	49,158,692.50	49,113,654.00	0.00	19,276.83	7/14/2022		99.916	0.157		0.157	-45,038.50
313385ZJ8	186100	108	FHLB Disc Note	1/18/2022	0.3	36,100,000.00	36,046,451.67	36,020,363.40	0.00	21,960.83	7/15/2022		99.852	0.3		0.3	-26,088.27
313385ZJ8	186152	108	FHLB Disc Note	1/25/2022	0.3	41,500,000.00	41,440,862.50	41,408,451.00	0.00	22,825.00	7/15/2022		99.858	0.3		0.3	-32,411.50
46640QGJ4	186460	108	J.P. Morgan Comm Paper	3/6/2022	1.15	33,000,000.00	32,869,283.33	32,893,377.00	0.00	16,866.67	7/18/2022		99.604	1.171		1.171	-24,093.67
78009BGT3	186171	108	Royal Bank of Canada Comm Paper	1/27/2022	0.52	17,910,000.00	17,863,175.30	17,839,846.53	0.00	16,556.80	7/27/2022		99.739	0.529		0.529	-23,328.77
78009BVG8	186153	108	Royal Bank of Canada Comm Paper	1/25/2022	0.44	18,000,000.00	17,959,300.00	17,927,586.00	0.00	14,520.00	7/29/2022		99.774	0.447		0.447	-31,714.00
313313A73	185943	108	FHLB Disc Note	12/23/2021	0.18	43,800,000.00	43,750,725.00	43,661,329.20	0.00	21,681.00	8/5/2022		99.888	0.182		0.182	-89,395.80
313313B31	185958	108	FFCB Disc Note	12/28/2021	0.23	25,000,000.00	24,964,222.22	24,918,350.00	0.00	15,013.89	8/9/2022		99.857	0.233		0.233	-45,872.22
78009BH96	186257	108	Royal Bank of Canada Comm Paper	2/10/2022	0.65	30,000,000.00	29,902,500.00	29,857,980.00	0.00	27,083.33	8/9/2022		99.675	0.661		0.661	-44,520.00
912796L64	185773	108	U.S. Treasury Bill	12/1/2021	0.125	35,000,000.00	34,969,376.46	34,893,495.00	0.00	14,646.04	8/11/2022		99.913	0.126		0.126	-75,881.46
912796L64	186317	108	U.S. Treasury Bill	2/22/2022	0.616	32,000,000.00	31,906,991.11	31,902,624.00	0.00	20,790.22	8/11/2022		99.709	0.626		0.626	-4,367.11
46640QH71	186441	108	J.P. Morgan Comm Paper	3/14/2022	1.25	26,000,000.00	25,860,972.22	25,881,752.00	0.00	16,250.00	8/15/2022		99.465	1.274		1.274	20,779.78
46640QHH7	186301	108	J.P. Morgan Comm Paper	2/17/2022	0.8	20,000,000.00	19,919,555.56	19,907,020.00	0.00	19,111.11	8/17/2022		99.598	0.814		0.814	-12,535.56
313313D21	185970	108	FFCB Disc Note	12/29/2021	0.23	25,000,000.00	24,961,986.11	24,908,950.00	0.00	14,854.17	8/24/2022		99.848	0.233		0.233	-53,036.11
78009BHV7	186354	108	Royal Bank of Canada Comm Paper	2/28/2022	0.74	20,000,000.00	19,925,177.78	19,877,020.00	0.00	13,155.56	8/29/2022		99.626	0.753		0.753	-48,157.78
78009BJ60	186376	108	Royal Bank of Canada Comm Paper	3/3/2022	1	20,000,000.00	19,896,111.11	19,869,180.00	0.00	16,111.11	9/6/2022		99.481	1.019		1.019	-26,931.11
912796M71	185751	108	U.S. Treasury Bill	11/30/2021	0.139	49,800,000.00	49,745,971.15	49,597,164.60	0.00	23,374.18	9/8/2022		99.892	0.141		0.141	-148,806.55
14912EJF5	186484	108	Caterpillar Comm Paper	3/18/2022	1.05	40,700,000.00	40,485,137.92	40,481,563.10	0.00	16,619.17	9/15/2022		99.472	1.07		1.07	-3,574.82
313385G83	185752	108	FHLB Disc Note	11/30/2021	0.065	49,700,000.00	49,673,348.38	49,448,269.50	0.00	10,947.80	9/23/2022		99.946	0.066		0.066	-225,078.88
313385J23	185693	108	FHLB Disc Note	11/22/2021	0.06	31,000,000.00	30,983,725.00	30,822,866.00	0.00	6,716.67	10/3/2022		99.948	0.061		0.061	-160,859.00
313385J23	185707	108	FHLB Disc Note	11/24/2021	0.065	39,000,000.00	38,977,959.58	38,777,154.00	0.00	9,013.33	10/3/2022		99.943	0.066		0.066	-200,805.58
313385J23	185708	108	FHLB Disc Note	11/24/2021	0.065	49,500,000.00	49,472,025.63	49,217,157.00	0.00	11,440.00	10/3/2022		99.943	0.066		0.066	-254,868.63
313313J25	185909	108	FFCB Disc Note	12/16/2021	0.19	40,000,000.00	39,938,566.67	39,771,440.00	0.00	22,377.78	10/3/2022		99.846	0.193		0.193	-167,126.67
313385J23	186044	108	FHLB Disc Note	11/10/2021	0.305	45,000,000.00	44,898,587.50	44,742,870.00	0.00	30,881.25	10/3/2022		99.775	0.309		0.309	-155,717.50
313385J23	186065	108	FHLB Disc Note	1/12/2022	0.22	20,000,000.00	19,967,733.33	19,885,720.00	0.00	9,655.56	10/3/2022		99.839	0.223		0.223	-82,013.33
912796M89	186310	108	U.S. Treasury Bill	2/18/2022	0.655	30,000,000.00	29,874,458.33	29,837,160.00	0.00	22,925.00	10/6/2022		99.582	0.666		0.666	-37,298.33
78009BLJ9	186492	108	Royal Bank of Canada Comm Paper	3/21/2022	1.55	22,000,000.00	21,770,772.22	21,770,034.00	0.00	10,419.44	11/18/2022		98.958	1.585		1.585	-738.22
46513JCF6	180818	108	State of Israel - Jubilee Bond	4/1/2020	1.4	60,000,000.00	60,000,000.00	59,724,660.00	0.00	347,506.85	4/1/2023		100	1.4		1.4	-275,340.00
3136G4Z97	182099	108	FNMA Callable Bond	8/28/2020	0.375	8,950,000.00	8,950,000.00	8,660,163.20	0.00	3,076.56	2/28/2024	5/28/2022	100	0.375	0.375	0.375	-289,836.80

**EOM - REPORT WRITER  
Investment Inventory  
Sorted by Fund  
March 31, 2022**

CUSIP	Investment #	Fund Number	Issuer	Purchase Date	Cur Rate	Par Value	Book Value	Market Value	Pur Accr Interest	Accrued Interest	Maturity Date	Call Date	Purchase Price	YTM	YTC	YTW	Unrealized G/L
3134GWWJ2	182357	108	FHLMC Disc Note	9/30/2020	0.4	10,000,000.00	10,000,000.00	9,512,860.00	0.00	111.11	9/30/2024	6/30/2022	100	0.4	0.4	0.4	-487,140.00
3134GWWX0	182359	108	FHLMC Disc Note	9/30/2020	0.4	30,000,000.00	30,000,000.00	28,546,830.00	0.00	333.33	9/30/2024		100	0.4		0.4	-1,453,170.00
3134GWXG6	182389	108	FHLMC Disc Note	10/2/2020	0.43	13,950,000.00	13,950,000.00	13,170,236.85	0.00	166.63	12/30/2024		100	0.43		0.43	-779,763.15
3136G4XV0	181637	108	FNMA Callable Bond	6/30/2020	0.73	5,000,000.00	5,000,000.00	4,713,260.00	0.00	9,226.39	6/30/2025		100	0.73		0.73	-286,740.00
3134GWWV9	182342	108	FHLMC Disc Note	9/29/2020	0.55	10,000,000.00	10,000,000.00	9,306,160.00	0.00	305.56	9/29/2025		100	0.55		0.55	-693,840.00
3134GWWN3	182358	108	FHLMC Disc Note	9/30/2020	0.6	25,000,000.00	25,000,000.00	23,302,750.00	0.00	416.67	9/30/2025		100	0.6		0.6	-1,697,250.00
3134GWWY9	182496	108	FHLMC Disc Note	10/15/2020	0.6	20,000,000.00	20,000,000.00	18,637,060.00	0.00	55,333.33	10/15/2025		100	0.6		0.6	-1,362,940.00
3136G44U4	182530	108	FNMA Callable Bond	10/20/2020	0.5	25,000,000.00	25,000,000.00	23,301,025.00	0.00	55,902.78	10/20/2025	10/20/2022	100	0.5		0.5	-1,698,975.00
3134GZWV1	183771	108	FHLMC Disc Note	2/18/2021	0.65	10,000,000.00	10,000,000.00	9,425,330.00	0.00	28,708.33	10/22/2025		100	0.65		0.65	-574,670.00
3134GXKS2	183597	108	FHLMC Disc Note	1/29/2021	0.5	30,000,000.00	30,000,000.00	28,090,140.00	0.00	63,333.33	10/29/2025		100	0.5		0.5	-1,909,860.00
3130ALAA2	183830	108	FHLB Callable Bond	2/24/2021	0.56	7,000,000.00	7,000,000.00	6,514,018.00	0.00	4,028.89	11/24/2025		100	0.56		0.56	-485,982.00
3135G06J7	183099	108	FNMA Callable Bond	12/10/2020	0.65	40,000,000.00	40,000,000.00	37,305,280.00	0.00	80,166.67	12/10/2025		100	0.65		0.65	-2,694,720.00
3130AKLP9	183309	108	FHLB Step-Up Bond	12/30/2020	0.25	14,700,000.00	14,700,000.00	13,688,081.40	0.00	9,289.58	12/30/2025	6/30/2022	100	0.24	0.217	0.217	-1,011,918.60
3130AKLH7	183310	108	FHLB Step-Up Bond	12/30/2020	0.25	4,660,000.00	4,660,000.00	4,381,448.50	0.00	2,944.86	12/30/2025	6/30/2022	100	0.24	0.217	0.217	-278,551.50
3130AKLS3	183311	108	FHLB Step-Up Bond	12/30/2020	0.25	20,000,000.00	20,000,000.00	18,831,580.00	0.00	12,638.89	12/30/2025	6/30/2022	100	0.25	0.25	0.25	-1,168,420.00
3135G06Q1	183450	108	FNMA Callable Bond	1/13/2021	0.64	10,000,000.00	10,000,000.00	9,304,750.00	0.00	16,177.78	12/30/2025	6/30/2022	100	0.64	0.64	0.64	-695,250.00
3134GXKT0	183431	108	FHLMC Disc Note	1/12/2021	0.55	25,000,000.00	25,000,000.00	23,355,650.00	0.00	30,173.61	1/12/2026		100	0.55		0.55	-1,644,350.00
3130AKQ74	183537	108	FHLB Callable Bond	1/22/2021	0.625	20,000,000.00	20,000,000.00	18,530,580.00	0.00	23,958.33	1/22/2026		100	0.625		0.625	-1,469,420.00
3130AKNR3	183547	108	FHLB Callable Bond	1/26/2021	0.56	15,000,000.00	15,000,000.00	13,956,375.00	0.00	15,166.67	1/26/2026		100	0.56		0.56	-1,043,625.00
3130AKPM2	183548	108	FHLB Step-Up Bond	1/26/2021	0.25	25,000,000.00	25,000,000.00	23,453,575.00	0.00	11,284.72	1/26/2026		100	0.25		0.25	-1,546,425.00
3135G06R9	183575	108	FNMA Callable Bond	1/28/2021	0.55	25,000,000.00	25,000,000.00	23,335,900.00	0.00	24,062.50	1/28/2026		100	0.55		0.55	-1,664,100.00
3130AKNG7	183576	108	FHLB Callable Bond	1/28/2021	0.55	6,000,000.00	6,000,000.00	5,543,622.00	0.00	5,775.00	1/28/2026		100	0.55		0.55	-456,378.00
3130AKPW0	183577	108	FHLB Step-Up Bond	1/28/2021	0.5	8,500,000.00	8,500,000.00	7,954,818.50	0.00	7,437.50	1/28/2026		100	0.5		0.5	-545,181.50
3134GXLD4	183637	108	FHLMC Disc Note	2/3/2021	0.6	22,680,000.00	22,680,000.00	21,201,876.36	0.00	21,924.00	2/3/2026		100	0.6		0.6	-1,478,123.64
3134GXLF9	183728	108	FHLMC Disc Note	2/12/2021	0.55	7,000,000.00	7,000,000.00	6,528,802.00	0.00	5,240.28	2/12/2026		100	0.55		0.55	-471,198.00
3130AKXJ0	183829	108	FHLB Callable Bond	2/24/2021	0.6	10,000,000.00	9,998,051.39	9,338,090.00	0.00	6,166.67	2/24/2026		99.975	0.605		0.605	-659,961.39
3130ALCU6	183879	108	FHLB Callable Bond	2/25/2021	0.7	8,000,000.00	8,000,000.00	7,497,512.00	0.00	5,600.00	2/25/2026		100	0.7		0.7	-502,488.00
3130ALEK6	183859	108	FHLB Callable Bond	2/26/2021	0.78	9,000,000.00	9,000,000.00	8,420,904.00	0.00	6,825.00	2/26/2026		100	0.78		0.78	-579,096.00
3130ALRV8	184154	108	FHLB Step-Up Bond	3/31/2021	0.75	13,225,000.00	13,225,000.00	12,523,307.95	0.00	275.52	3/30/2026		100	0.75		0.75	-701,692.05
WACHOVMM7	151194	108	Wells Fargo Interest Bearing Acct		0.158	3,887,061.65	3,887,061.65	3,887,061.65	0.00	528.25			100	0.158		0.158	0.00
31607A703	170623	108	Fidelity Money Market Fund		0.01	0.00	0.00	0.00	0.00	0.00			100	0.01		0.01	0.00
825252885	181010	108	Invesco Money Market Fund	4/22/2020	0.026	0.00	0.00	0.00	0.00	0.00			100	0.026		0.026	0.00
09248U700	182950	108	BlackRock Money Market Fund	11/30/2020	0.025	0.00	0.00	0.00	0.00	0.00			100	0.025		0.025	0.00
4812C0670	182951	108	J.P. Morgan Money Market Fund	11/30/2020	0.026	59,514,212.74	59,514,212.74	59,514,212.74	0.00	7,961.84			100	0.026		0.026	0.00
<b>108 Total</b>						<b>4,124,462,274.39</b>	<b>4,120,829,264.32</b>	<b>4,088,290,296.08</b>	<b>0.00</b>	<b>2,027,938.02</b>							<b>-32,538,968.24</b>
313385UZ7	185776	109	FHLB Disc Note	12/1/2021	0.035	48,900,000.00	48,894,247.46	48,892,176.00	0.00	5,752.54	4/1/2022		99.988	0.035		0.035	-2,071.46
48306BD69	186051	109	Kaiser Comm Paper	1/11/2022	0.18	38,024,000.00	38,007,839.80	38,021,756.58	0.00	15,209.60	4/6/2022		99.958	0.183		0.183	13,916.78
48306BD69	186052	109	Kaiser Comm Paper	1/11/2022	0.18	1,000,000.00	999,575.00	999,941.00	0.00	400.00	4/6/2022		99.958	0.183		0.183	366.00
07287DD64	186246	109	Baylor Univ Comm Paper	2/9/2022	0.25	20,000,000.00	19,992,222.22	19,999,920.00	0.00	7,083.34	4/6/2022		99.961	0.254		0.254	6,797.78
07287DD64	186247	109	Baylor Univ Comm Paper	2/9/2022	0.25	30,000,000.00	29,988,333.33	29,998,530.00	0.00	10,625.00	4/6/2022		99.961	0.254		0.254	10,196.67
912796N47	186193	109	U.S. Treasury Bill	1/31/2022	0.132	16,610,000.00	16,605,980.38	16,609,601.36	0.00	3,654.20	4/7/2022		99.976	0.134		0.134	3,620.98
313313VK1	185876	109	FFCB Disc Note	12/13/2021	0.04	19,000,000.00	18,997,487.78	18,999,107.00	0.00	2,301.11	4/11/2022		99.987	0.04		0.04	1,619.22
912796T82	185885	109	U.S. Treasury Bill	12/14/2021	0.076	16,050,000.00	16,045,967.88	16,049,309.85	0.00	3,659.40	4/12/2022		99.975	0.077		0.077	3,341.97
62479MDE0	186518	109	MUFG Commercial Paper	3/24/2022	0.35	11,000,000.00	10,997,754.17	10,998,504.00	0.00	855.55	4/14/2022		99.98	0.355		0.355	749.83
14912EDJ3	186445	109	Caterpillar Comm Paper	3/14/2022	0.37	25,360,000.00	25,350,877.44	25,355,942.40	0.00	4,691.60	4/18/2022		99.964	0.375		0.375	5,064.96
912796T90	186548	109	U.S. Treasury Bill	3/28/2022	0.16	24,370,000.00	24,367,617.16	24,368,318.47	0.00	433.24	4/19/2022		99.99	0.162		0.162	701.31
313385VW3	185514	109	FHLB Disc Note	11/2/2021	0.051	40,383,000.00	40,373,217.22	40,379,002.00	0.00	8,581.39	4/22/2022		99.976	0.052		0.052	5,784.86
313313WH7	186346	109	FFCB Disc Note	2/25/2022	0.23	20,000,000.00	19,991,438.89	19,992,560.00	0.00	4,472.22	5/3/2022		99.957	0.23		0.23	1,121.11
313589WJ8	186207	109	FNMA Disc Note	2/2/2022	0.2	20,000,000.00	19,989,888.89	19,992,320.00	0.00	6,444.44	5/4/2022		99.949	0.2		0.2	2,431.11
313385VL6	185658	109	FHLB Disc Note	11/18/2021	0.057	8,100,000.00	8,097,832.58	8,096,703.30	0.00	1,718.55	5/6/2022		99.973	0.057		0.057	-1,129.28
89233HEA8	186278	109	Toyota Comm Paper	2/15/2022	0.39	15,000,000.00	14,986,350.00	14,989,110.00	0.00	7,312.50	5/10/2022		99.909	0.396		0.396	2,760.00
313589WR0	186269	109	FNMA Disc Note	2/11/2022	0.38	8,000,000.00	7,992,484.44	7,996,272.00	0.00	4,137.78	5/11/2022		99.906	0.38		0.38	3,787.56
62479MDE1	186446	109	MUFG Commercial Paper	3/14/2022	0.6	20,020,000.00	19,999,980.00	20,006,306.32	0.00	6,006.00	5/13/2022		99.9	0.609		0.609	6,326.32
91411UEK7	186046	109	Univ of California Comm Paper	1/10/2022	0.22	29,890,000.00	29,866,436.72	29,866,436.72	0.00	14,795.55	5/19/2022		99.921	0.223		0.223	0.00
90328BER8	186347	109	USAA Comm Paper	2/25/2022	0.42	40,300,000.00	40,258,155.17	40,262,883.70	0.00	16,455.83	5/25/2022		99.896	0.426		0.426	4,728.53
91411UER2	186348	109	Univ of California Comm Paper	2/25/2022	0.45	30,000,000.00	29,966,625.00	29,966,625.00	0.00	13,125.00	5/25/2022		99.889	0.457		0.457	0.00

**EOM - REPORT WRITER**  
**Investment Inventory**  
**Sorted by Fund**  
**March 31, 2022**

CUSIP	Investment #	Fund Number	Issuer	Purchase Date	Cur Rate	Par Value	Book Value	Market Value	Pur Accr Interest	Accrued Interest	Maturity Date	Call Date	Purchase Price	YTM	YTC	YTW	Unrealized G/L
912796Q36	186005	109	U.S. Treasury Bill	1/4/2022	0.107	20,910,000.00	20,901,166.57	20,900,820.51	0.00	5,412.03	5/26/2022		99.958	0.109		0.109	-346.06
313385X9	185893	109	FHLB Disc Note	12/15/2021	0.125	21,700,000.00	21,686,663.54	21,673,938.30	0.00	8,062.15	6/10/2022		99.939	0.125		0.125	-12,725.24
313385YE0	186006	109	FHLB Disc Note	1/4/2022	0.17	9,100,000.00	9,092,952.56	9,087,978.00	0.00	3,738.58	6/17/2022		99.923	0.17		0.17	-4,973.66
62479MFH1	186494	109	MUFG Commercial Paper	3/21/2022	0.88	15,900,000.00	15,865,797.33	15,872,302.20	0.00	4,275.33	6/17/2022		99.785	0.894		0.894	6,504.87
313313YJ1	185972	109	FFCB Disc Note	12/29/2021	0.17	19,000,000.00	18,984,388.33	18,973,590.00	0.00	8,344.17	6/21/2022		99.918	0.17		0.17	-10,798.33
46640QFO9	186329	109	J.P. Morgan Comm Paper	2/24/2022	0.6	43,820,000.00	43,732,360.00	43,723,464.54	0.00	26,292.00	6/24/2022		99.8	0.61		0.61	-8,895.46
912796R68	186093	109	U.S. Treasury Bill	1/14/2022	0.255	13,000,000.00	12,983,977.50	12,979,863.00	0.00	7,090.42	7/7/2022		99.877	0.259		0.259	-4,114.50
48306BG74	186547	109	Kaiser Comm Paper	3/28/2022	1.05	11,000,000.00	10,967,595.83	10,969,244.00	0.00	1,283.33	7/7/2022		99.705	1.068		1.068	1,648.17
313385ZJ8	186105	109	FHLB Disc Note	1/19/2022	0.34	40,000,000.00	39,933,133.33	39,911,760.00	0.00	27,200.00	7/15/2022		99.833	0.341		0.341	-21,373.33
313385ZJ8	186106	109	FHLB Disc Note	1/19/2022	0.3	10,000,000.00	9,985,250.00	9,977,940.00	0.00	6,000.00	7/15/2022		99.853	0.3		0.3	-7,310.00
91411UGT6	186185	109	Univ of California Comm Paper	1/28/2022	0.46	20,000,000.00	19,954,000.00	19,954,000.00	0.00	16,100.00	7/27/2022		99.77	0.467		0.467	0.00
912796L64	186102	109	U.S. Treasury Bill	1/18/2022	0.321	22,500,000.00	22,458,871.88	22,431,532.50	0.00	14,645.62	8/11/2022		99.817	0.326		0.326	-27,339.38
78009BJP8	186434	109	Royal Bank of Canada Comm Paper	3/11/2022	1.34	20,000,000.00	19,854,088.89	19,852,060.00	0.00	15,633.33	9/23/2022		99.27	1.368		1.368	-2,028.89
313385J23	185971	109	FHLB Disc Note	12/29/2021	0.215	45,000,000.00	44,925,287.50	44,742,870.00	0.00	24,993.75	10/3/2022		99.834	0.218		0.218	-182,417.50
912796M89	185872	109	U.S. Treasury Bill	12/10/2021	0.193	30,421,000.00	30,371,971.49	30,255,874.81	0.00	18,303.98	10/6/2022		99.839	0.196		0.196	-116,096.68
912796M89	185877	109	U.S. Treasury Bill	12/13/2021	0.201	12,070,000.00	12,050,034.71	12,004,484.04	0.00	7,327.33	10/6/2022		99.835	0.204		0.204	-45,550.67
313385J64	185910	109	FHLB Disc Note	12/16/2021	0.13	49,600,000.00	49,547,162.22	49,310,484.80	0.00	18,985.78	10/7/2022		99.893	0.132		0.132	-236,677.42
313384AC3	186094	109	FHLB Disc Note	1/14/2022	0.4	10,000,000.00	9,960,666.67	9,895,140.00	0.00	8,555.55	1/3/2023		99.607	0.407		0.407	-65,526.67
46514VBA0	186204	109	State of Israel - Jubilee Bond	1/15/2022	1	10,000,000.00	10,000,000.00	9,835,100.00	0.00	20,994.48	1/1/2024		100	1.344		1.344	-164,900.00
46514TND6	184518	109	State of Israel - Jubilee Bond	6/1/2021	0.96	11,000,000.00	11,000,000.00	10,750,608.00	0.00	43,686.58	6/1/2024		100	0.961		0.961	-249,392.00
3134GWSW7	182298	109	FHLMC Disc Note	9/22/2020	0.42	15,000,000.00	14,997,684.67	14,315,640.00	0.00	2,450.00	9/17/2024	6/17/2022	99.975	0.426	0.434	0.426	-682,044.67
3134GVZ68	181592	109	FHLMC Disc Note	6/24/2020	0.77	6,000,000.00	5,996,124.51	5,679,042.00	0.00	11,433.33	6/23/2025	6/23/2022	99.9	0.72	0.751	0.72	-317,082.51
3134GWWT9	182415	109	FHLMC Disc Note	10/6/2020	0.55	12,946,000.00	12,942,365.88	12,049,191.74	0.00	197.79	9/30/2025		99.96	0.558		0.558	-893,174.14
3134GW3X2	182593	109	FHLMC Disc Note	10/27/2020	0.625	30,000,000.00	30,000,000.00	28,105,290.00	0.00	80,208.33	10/27/2025		100	0.625		0.625	-1,894,710.00
3136G46S7	182614	109	FNMA Callable Bond	10/28/2020	0.56	25,000,000.00	25,000,000.00	23,349,350.00	0.00	59,500.00	10/28/2025	10/28/2022	100	0.56		0.56	-1,650,650.00
3135G06J7	183098	109	FNMA Callable Bond	12/10/2020	0.65	10,000,000.00	10,000,000.00	9,326,320.00	0.00	20,041.67	12/10/2025		100	0.65		0.65	-673,680.00
3130ALGH1	183862	109	FHLB Step-Up Bond	2/26/2021	0.4	6,000,000.00	6,000,000.00	5,661,240.00	0.00	2,333.33	2/26/2026		100	0.385		0.385	-338,760.00
3130ALGE8	183968	109	FHLB Step-Up Bond	3/10/2021	0.35	5,000,000.00	5,000,000.00	4,714,350.00	0.00	1,020.83	3/10/2026		100	0.345		0.345	-285,650.00
3130ALM27	184064	109	FHLB Step-Up Bond	3/23/2021	0.5	6,000,000.00	6,000,000.00	5,679,480.00	0.00	666.67	3/23/2026	9/23/2022	100	0.475	0.417	0.417	-320,520.00
31607A703	165749	109	Fidelity Money Market Fund		0.015	0.00	0.00	0.00	0.00	0.00			100	0.015		0.015	0.00
09248U700	185328	109	BlackRock Money Market Fund	10/1/2021	0.025	0.00	0.00	0.00	0.00	0.00			100	0.025		0.025	0.00
<b>109 Total</b>						<b>1,032,974,000.00</b>	<b>1,031,961,854.94</b>	<b>1,023,823,385.12</b>	<b>0.00</b>	<b>602,491.20</b>							<b>-8,138,469.82</b>
53948BD14	186388	300	Lloyds Bank Comm Paper	3/4/2022	0.4	5,000,000.00	4,998,444.44	4,998,444.44	0.00	1,555.56	4/1/2022		99.969	0.406		0.406	0.00
62479MD67	186024	300	MUFG Commercial Paper	1/6/2022	0.2	2,500,000.00	2,498,750.00	2,499,875.00	0.00	1,180.56	4/6/2022		99.95	0.203		0.203	1,125.00
48306BD69	186053	300	Kaiser Comm Paper	1/11/2022	0.14	5,000,000.00	4,998,347.22	4,999,705.00	0.00	1,555.56	4/6/2022		99.967	0.142		0.142	1,357.78
912796N47	185491	300	U.S. Treasury Bill	10/28/2021	0.049	1,100,000.00	1,099,758.95	1,099,973.60	0.00	232.07	4/7/2022		99.978	0.05		0.05	214.65
14912EDE4	186447	300	Caterpillar Comm Paper	3/14/2022	0.37	5,000,000.00	4,998,406.94	4,999,420.00	0.00	925.00	4/14/2022		99.968	0.375		0.375	1,013.06
912796G45	185321	300	U.S. Treasury Bill	10/1/2021	0.038	4,000,000.00	3,999,151.60	3,999,728.00	0.00	764.40	4/21/2022		99.979	0.038		0.038	576.40
313397VV0	186187	300	FHLMC Disc Note	1/28/2022	0.18	20,000,000.00	19,991,700.00	19,998,120.00	0.00	6,300.00	4/21/2022		99.959	0.18		0.18	6,420.00
313385VV3	185490	300	FHLB Disc Note	10/28/2021	0.055	1,100,000.00	1,099,704.22	1,099,891.10	0.00	260.49	4/22/2022		99.973	0.056		0.056	186.88
313385VV3	185928	300	FHLB Disc Note	12/20/2021	0.056	4,420,000.00	4,419,154.31	4,419,562.42	0.00	701.30	4/22/2022		99.981	0.056		0.056	408.11
91411UDS1	186157	300	Univ of California Comm Paper	1/25/2022	0.21	5,000,000.00	4,997,345.83	4,997,345.83	0.00	1,925.00	4/26/2022		99.947	0.213		0.213	0.00
313385VC6	186537	300	FHLB Disc Note	3/25/2022	0.15	5,000,000.00	4,999,291.67	4,999,365.00	0.00	145.83	4/28/2022		99.986	0.15		0.15	73.33
48306BE43	186107	300	Kaiser Comm Paper	1/19/2022	0.22	5,000,000.00	4,996,791.67	4,997,595.00	0.00	2,200.00	5/4/2022		99.936	0.223		0.223	803.33
313385WJ1	186242	300	FHLB Disc Note	2/8/2022	0.22	2,900,000.00	2,898,493.61	2,898,886.40	0.00	121.56	5/4/2022		99.948	0.22		0.22	392.79
313385WL6	185517	300	FHLB Disc Note	11/2/2021	0.055	1,100,000.00	1,099,689.10	1,099,552.30	0.00	252.08	5/6/2022		99.972	0.056		0.056	-136.80
78009BEA6	185591	300	Royal Bank of Canada Comm Paper	11/10/2021	0.19	5,000,000.00	4,995,223.61	4,997,260.00	0.00	3,747.22	5/10/2022		99.904	0.19		0.19	2,036.39
62479MEC3	186453	300	MUFG Commercial Paper	3/15/2022	0.42	1,200,000.00	1,199,188.00	1,199,210.40	0.00	238.00	5/12/2022		99.932	0.426		0.426	22.40
313385VVW2	185083	300	FHLB Disc Note	8/30/2021	0.05	2,000,000.00	1,999,280.56	1,998,952.00	0.00	594.44	5/16/2022		99.964	0.051		0.051	-328.56
313385VVW2	185098	300	FHLB Disc Note	9/1/2021	0.05	1,100,000.00	1,099,607.36	1,099,423.60	0.00	323.89	5/16/2022		99.964	0.051		0.051	-183.76
59087BEG8	186279	300	MetLife Comm Paper	2/15/2022	0.3	5,000,000.00	4,996,250.00	4,996,570.00	0.00	1,875.00	5/16/2022		99.925	0.304		0.304	320.00
912796H44	185978	300	U.S. Treasury Bill	12/30/2021	0.07	4,000,000.00	3,998,911.11	3,998,672.00	0.00	715.56	5/19/2022		99.973	0.071		0.071	-239.11
07287DEK2	186422	300	Baylor Univ Comm Paper	3/10/2022	0.58	5,000,000.00	4,994,361.11	4,996,400.00	0.00	1,772.22	5/19/2022		99.887	0.589		0.589	2,038.89
313385XA9	185518	300	FHLB Disc Note	11/2/2021	0.055	1,100,000.00	1,099,665.57	1,099,373.00	0.00	252.08	5/20/2022		99.97	0.056		0.056	-292.57
912796V22	186190	300	U.S. Treasury Bill	2/8/2022	0.25	20,000,000.00	19,983,888.89	19,991,320.00	0.00	8,750.00	5/24/2022		99.919	0.254		0.254	7,431.11
90328BER8	186322	300	USAA Comm Paper	2/23/2022	0.42	5,000,000.00	4,994,691.67	4,995,395.00	0.00	2,158.33	5/25/2022		99.894	0.426		0.426	703.33

**EOM - REPORT WRITER**  
**Investment Inventory**  
**Sorted by Fund**  
**March 31, 2022**

CUSIP	Investment #	Fund Number	Issuer	Purchase Date	Cur Rate	Par Value	Book Value	Market Value	Pur Accr Interest	Accrued Interest	Maturity Date	Call Date	Purchase Price	YTM	YTC	YTW	Unrealized G/L
19865XER8	186330	300	Columbia Univ Comm Paper	2/24/2022	0.45	5,000,000.00	4,994,375.00	4,994,375.00	0.00	2,250.00	5/25/2022		99.888	0.457		0.457	0.00
14912EER4	186567	300	Caterpillar Comm Paper	3/31/2022	0.48	5,000,000.00	4,996,333.33	4,995,625.00	0.00	66.67	5/25/2022		99.927	0.487		0.487	-708.33
14912EF10	186387	300	Caterpillar Comm Paper	3/4/2022	0.55	5,000,000.00	4,993,819.44	4,994,600.00	0.00	1,944.45	6/1/2022		99.876	0.508		0.508	780.56
19865XF14	186377	300	Columbia Univ Comm Paper	3/3/2022	0.55	5,000,000.00	4,993,125.00	4,993,125.00	0.00	2,215.28	6/1/2022		99.863	0.558		0.558	0.00
98459SF11	186519	300	Yale Univ Comm Paper	3/24/2022	0.6	5,000,000.00	4,994,250.00	4,994,515.00	0.00	666.67	6/1/2022		99.885	0.609		0.609	265.00
912796Q44	185832	300	U.S. Treasury Bill	12/7/2021	0.1	2,200,000.00	2,198,918.33	2,198,763.60	0.00	702.78	6/2/2022		99.951	0.101		0.101	-154.73
62479MF24	186463	300	MUFG Commercial Paper	3/16/2022	0.64	2,000,000.00	1,997,226.67	1,997,432.00	0.00	568.89	6/2/2022		99.861	0.65		0.65	205.33
46640QF30	185813	300	J.P. Morgan Comm Paper	12/3/2021	0.28	5,000,000.00	4,992,922.22	4,993,450.00	0.00	4,627.78	6/3/2022		99.858	0.284		0.284	527.78
62479MF65	186403	300	MUFG Commercial Paper	3/8/2022	0.72	5,000,000.00	4,991,000.00	4,992,995.00	0.00	2,400.00	6/6/2022		99.82	0.731		0.731	1,995.00
313385X9	185894	300	FHLB Disc Note	12/15/2021	0.125	2,000,000.00	1,998,770.83	1,997,598.00	0.00	743.06	6/10/2022		99.939	0.125		0.125	-1,172.83
89233HFE9	186462	300	Toyota Comm Paper	3/16/2022	0.73	2,500,000.00	2,495,437.50	2,495,442.50	0.00	811.11	6/14/2022		99.818	0.741		0.741	5.00
912796J42	185530	300	U.S. Treasury Bill	11/3/2021	0.07	3,500,000.00	3,498,479.69	3,496,934.00	0.00	1,006.78	6/16/2022		99.957	0.07		0.07	-1,545.69
53948BFG9	186568	300	Lloyds Bank Comm Paper	3/31/2022	0.65	5,000,000.00	4,993,048.61	4,991,230.00	0.00	90.28	6/16/2022		99.861	0.66		0.66	-1,818.61
62479MFH1	186495	300	MUFG Commercial Paper	3/21/2022	0.88	1,100,000.00	1,097,633.78	1,098,083.80	0.00	295.78	6/17/2022		99.785	0.894		0.894	450.02
48306BFM2	186555	300	Kaiser Comm Paper	3/29/2022	0.85	5,000,000.00	4,990,083.33	4,989,580.00	0.00	354.17	6/21/2022		99.802	0.864		0.864	-503.33
912796R43	185979	300	U.S. Treasury Bill	12/30/2021	0.148	4,000,000.00	3,997,122.22	3,995,700.00	0.00	1,512.89	6/23/2022		99.928	0.15		0.15	-1,422.22
21920PPF7	186083	300	Cornell Univ Comm Paper	1/13/2022	0.23	5,000,000.00	4,994,856.94	4,994,856.94	0.00	2,491.67	6/23/2022		99.897	0.233		0.233	0.00
313385YU4	186067	300	FHLB Disc Note	1/12/2022	0.17	1,100,000.00	1,099,116.94	1,097,891.30	0.00	410.36	7/1/2022		99.92	0.17		0.17	-1,225.64
912796R68	186023	300	U.S. Treasury Bill	11/6/2022	0.23	4,000,000.00	3,995,348.89	3,993,804.00	0.00	2,172.22	7/7/2022		99.884	0.233		0.233	-1,544.89
912796K57	185529	300	U.S. Treasury Bill	11/3/2021	0.088	3,500,000.00	3,497,847.74	3,493,857.50	0.00	1,267.54	7/14/2022		99.939	0.089		0.089	-3,990.24
313385ZJ8	185960	300	FHLB Disc Note	12/28/2021	0.07	1,100,000.00	1,099,574.36	1,097,573.40	0.00	201.06	7/15/2022		99.961	0.071		0.071	-2,000.96
46640QQJ4	186489	300	J.P. Morgan Comm Paper	3/18/2022	1	3,000,000.00	2,989,833.33	2,990,307.00	0.00	1,166.67	7/18/2022		99.661	1.017		1.017	473.67
313385ZY5	185961	300	FHLB Disc Note	12/28/2021	0.07	1,100,000.00	1,099,544.42	1,097,250.00	0.00	201.05	7/29/2022		99.959	0.071		0.071	-2,294.42
912796L64	185980	300	U.S. Treasury Bill	12/30/2021	0.17	4,000,000.00	3,995,768.89	3,987,828.00	0.00	1,737.78	8/11/2022		99.894	0.173		0.173	-7,940.89
313385B62	186108	300	FHLB Disc Note	1/19/2022	0.28	1,100,000.00	1,098,246.11	1,096,324.90	0.00	616.00	8/12/2022		99.841	0.283		0.283	-1,921.21
313385C53	186109	300	FHLB Disc Note	1/19/2022	0.31	1,100,000.00	1,097,991.89	1,096,131.30	0.00	682.00	8/19/2022		99.817	0.313		0.313	-1,860.59
78009BHK1	186156	300	Royal Bank of Canada Comm Paper	1/25/2022	0.49	5,000,000.00	4,985,980.56	4,972,840.00	0.00	4,491.67	8/19/2022		99.72	0.498		0.498	-13,140.56
313385D45	186110	300	FHLB Disc Note	1/19/2022	0.31	1,100,000.00	1,097,925.58	1,095,938.80	0.00	682.00	8/26/2022		99.811	0.313		0.313	-1,986.78
313313D96	185516	300	FFCB Disc Note	11/2/2021	0.11	1,980,000.00	1,978,172.90	1,972,420.56	0.00	907.50	8/31/2022		99.908	0.112		0.112	-5,752.34
912796M71	186280	300	U.S. Treasury Bill	2/15/2022	0.703	5,000,000.00	4,979,975.49	4,979,635.00	0.00	4,395.62	9/8/2022		99.6	0.716		0.716	-340.49
313385F27	186111	300	FHLB Disc Note	1/19/2022	0.31	1,100,000.00	1,097,792.97	1,094,874.00	0.00	682.00	9/9/2022		99.799	0.313		0.313	-2,918.97
313385F76	186520	300	FHLB Disc Note	3/24/2022	0.87	5,000,000.00	4,978,975.00	4,975,975.00	0.00	966.67	9/14/2022		99.58	0.874		0.874	-3,000.00
313385G75	186538	300	FHLB Disc Note	3/25/2022	0.89	5,000,000.00	4,977,626.39	4,974,820.00	0.00	865.28	9/22/2022		99.553	0.894		0.894	-2,806.39
313385G83	186126	300	FHLB Disc Note	1/20/2022	0.33	1,100,000.00	1,097,519.50	1,094,428.50	0.00	715.92	9/23/2022		99.775	0.334		0.334	-3,091.00
313385J56	186539	300	FHLB Disc Note	3/25/2022	0.94	5,000,000.00	4,974,541.67	4,970,965.00	0.00	913.89	10/6/2022		99.491	0.965		0.965	-3,576.67
89233HK78	186047	300	Toyota Comm Paper	1/10/2022	0.5	5,000,000.00	4,981,250.00	4,964,295.00	0.00	5,625.00	10/7/2022		99.625	0.508		0.508	-16,955.00
313385J64	186201	300	FHLB Disc Note	2/1/2022	0.46	1,100,000.00	1,096,514.22	1,093,579.30	0.00	829.28	10/7/2022		99.683	0.466		0.466	-2,934.92
46640QKK6	186289	300	J.P. Morgan Comm Paper	2/16/2022	1	5,000,000.00	4,965,972.22	4,956,710.00	0.00	6,111.11	10/19/2022		99.319	1.02		1.02	-9,262.22
313385L38	186540	300	FHLB Disc Note	3/25/2022	0.99	5,000,000.00	4,971,262.50	4,968,800.00	0.00	962.50	10/20/2022		99.425	1.015		1.015	-2,462.50
313385L46	186202	300	FHLB Disc Note	2/1/2022	0.46	1,100,000.00	1,096,317.44	1,093,101.90	0.00	829.28	10/21/2022		99.665	0.466		0.466	-3,215.54
313385L79	186259	300	FHLB Disc Note	2/10/2022	0.72	4,500,000.00	4,476,960.00	4,471,362.00	0.00	4,500.00	10/24/2022		99.488	0.731		0.731	-5,598.00
313385M94	186276	300	FHLB Disc Note	2/14/2022	0.785	4,000,000.00	3,977,147.78	3,971,452.00	0.00	4,012.22	11/3/2022		99.429	0.797		0.797	-5,695.78
313385N28	186404	300	FHLB Disc Note	3/8/2022	0.7	1,100,000.00	1,094,845.28	1,092,113.00	0.00	513.33	11/4/2022		99.531	0.716		0.716	-2,732.28
313385P83	186405	300	FHLB Disc Note	3/8/2022	0.73	1,100,000.00	1,094,312.08	1,091,603.70	0.00	535.33	11/18/2022		99.483	0.746		0.746	-2,708.38
46640QLU3	186378	300	J.P. Morgan Comm Paper	3/3/2022	1.2	5,000,000.00	4,955,000.00	4,942,490.00	0.00	4,833.33	11/28/2022		99.1	1.225		1.225	-12,510.00
313385R65	186406	300	FHLB Disc Note	3/8/2022	0.73	1,100,000.00	1,093,999.81	1,090,445.40	0.00	535.33	12/2/2022		99.455	0.746		0.746	-3,554.41
3133EMKH4	183148	300	FFCB Callable Bond	12/15/2020	0.16	2,000,000.00	2,000,000.00	1,979,918.00	0.00	942.22	12/15/2022	6/15/2022	100	0.16	0.16	0.16	-20,082.00
313385T48	186423	300	FHLB Disc Note	3/10/2022	0.9	1,100,000.00	1,092,272.50	1,089,899.80	0.00	605.00	12/16/2022		99.298	0.92		0.92	-2,372.70
313385V29	186424	300	FHLB Disc Note	3/10/2022	0.9	1,100,000.00	1,091,887.50	1,089,354.20	0.00	605.00	12/30/2022		99.263	0.92		0.92	-2,533.30
3133EMQH8	183705	300	FFCB Callable Bond	2/10/2021	0.11	2,500,000.00	2,499,463.54	2,468,155.00	0.00	389.58	2/10/2023	5/17/2022	99.95	0.135	0.149	0.135	-31,308.54
3135G05R0	181997	300	FNMA Callable Bond	8/13/2020	0.3	3,100,000.00	3,097,691.67	3,026,635.40	0.00	1,317.50	8/10/2023	8/10/2022	99.836	0.355		0.355	-71,056.27
3133EMQK1	183704	300	FFCB Callable Bond	2/10/2021	0.15	3,700,000.00	3,699,497.42	3,607,252.10	0.00	786.25	8/10/2023		99.975	0.16		0.16	-92,245.32
3136G42C6	182084	300	FNMA Callable Bond	8/26/2020	0.32	2,000,000.00	2,000,000.00	1,958,178.00	0.00	640.00	8/25/2023	8/25/2022	100	0.32		0.32	-41,822.00
3134GW6E1	184701	300	FHLMC Disc Note	6/30/2021	0.32	2,000,000.00	1,999,728.74	1,940,278.00	0.00	2,648.89	11/2/2023	11/2/2022	99.98	0.329	0.335	0.329	-59,450.74
3133EMPB2	183644	300	FFCB Callable Bond	2/3/2021	0.17	4,000,000.00	4,000,000.00	3,889,512.00	0.00	2,795.56	11/3/2023		100	0.17		0.17	-110,488.00
3130ALFY5	183998	300	FHLB Callable Bond	3/15/2021	0.2	5,000,000.00	5,000,000.00	4,849,525.00	0.00	444.44	12/15/2023		100	0.2		0.2	-150,475.00

**EOM - REPORT WRITER**  
**Investment Inventory**  
**Sorted by Fund**  
**March 31, 2022**

CUSIP	Investment #	Fund Number	Issuer	Purchase Date	Cur Rate	Par Value	Book Value	Market Value	Pur Accr Interest	Accrued Interest	Maturity Date	Call Date	Purchase Price	YTM	YTC	YTW	Unrealized G/L
3130APFB6	185430	300	FHLB Step-Up Bond	10/19/2021	0.15	2,000,000.00	2,000,000.00	1,933,528.00	0.00	1,350.00	4/19/2024	10/19/2022	100	0.479		0.479	-66,472.00
3130AME24	184360	300	FHLB Callable Bond	5/3/2021	0.39	2,500,000.00	2,500,000.00	2,409,310.00	0.00	4,008.33	5/3/2024	5/3/2022	100	0.39		0.39	-90,690.00
3135GA3C3	182926	300	FNMA Callable Bond	11/25/2020	0.35	1,300,000.00	1,299,801.16	1,247,230.40	0.00	1,693.61	5/17/2024	11/17/2022	99.975	0.357		0.357	-52,570.76
3130ANF21	184994	300	FHLB Step-Up Bond	8/16/2021	0.25	2,000,000.00	2,000,000.00	1,927,242.00	0.00	625.00	8/16/2024	5/16/2022	100	0.582	0.25	0.25	-72,758.00
3130ANF21	184995	300	FHLB Step-Up Bond	8/16/2021	0.25	2,000,000.00	2,000,000.00	1,927,242.00	0.00	625.00	8/16/2024	5/16/2022	100	0.582	0.25	0.25	-72,758.00
3130AMYT3	184702	300	FHLB Step-Up Bond	6/30/2021	0.5	2,000,000.00	2,000,000.00	1,908,962.00	0.00	2,527.78	12/30/2024	100	0.486		0.486	-91,038.00	
3130AN4K3	184847	300	FHLB Step-Up Bond	7/21/2021	0.5	2,000,000.00	2,000,000.00	1,915,310.00	0.00	1,944.44	1/21/2025	100	0.713		0.713	-84,690.00	
3130AQQ97	186312	300	FHLB Step-Up Bond	2/18/2022	0.75	1,000,000.00	1,000,000.00	981,306.00	0.00	895.83	2/18/2025	5/18/2022	100	2.042	0.75	0.75	-18,694.00
3130ALWA8	184250	300	FHLB Step-Up Bond	4/15/2021	0.375	1,100,000.00	1,100,000.00	1,048,213.10	0.00	1,902.08	4/15/2025	7/15/2022	100	0.809	0.425	0.425	-51,786.90
3130ANZ60	185279	300	FHLB Step-Up Bond	9/27/2021	0.4	2,000,000.00	2,000,000.00	1,893,778.00	0.00	88.89	6/27/2025	6/27/2022	100	0.724	0.4	0.4	-106,222.00
3130ANGJ3	185019	300	FHLB Step-Up Bond	8/19/2021	0.3	2,000,000.00	2,000,000.00	1,923,958.00	0.00	700.00	8/19/2025	5/19/2022	100	1.115	0.3	0.3	-76,042.00
3135G06B4	182576	300	FNMA Callable Bond	10/23/2020	0.56	2,000,000.00	2,000,000.00	1,863,738.00	0.00	4,946.67	10/22/2025	100	0.56		0.56	-136,262.00	
3130AKU61	183560	300	FHLB Step-Up Bond	1/27/2021	0.3	2,000,000.00	2,000,000.00	1,879,556.00	0.00	1,066.67	1/27/2026	100	0.3		0.3	-120,444.00	
3130AKTT3	183599	300	FHLB Step-Up Bond	1/29/2021	0.3	2,000,000.00	2,000,000.00	1,873,170.00	0.00	1,033.33	1/29/2026	100	0.3		0.3	-126,830.00	
3133EMZB1	184424	300	FFCB Callable Bond	5/13/2021	0.96	2,500,000.00	2,495,883.33	2,356,870.00	0.00	9,200.00	5/13/2026	99.8	1.001		1.001	-139,013.33	
3130AMKC5	184502	300	FHLB Step-Up Bond	5/28/2021	0.65	2,500,000.00	2,500,000.00	2,373,692.50	0.00	5,597.22	5/27/2026	5/27/2022	100	1.036	0.65	0.65	-126,307.50
3130AN5F3	184821	300	FHLB Step-Up Bond	7/15/2021	0.75	2,000,000.00	2,000,000.00	1,887,904.00	0.00	3,166.67	7/15/2026	7/15/2022	100	1.045	0.75	0.75	-112,096.00
3130ANHD5	185058	300	FHLB Step-Up Bond	8/26/2021	0.5	2,000,000.00	2,000,000.00	1,887,842.00	0.00	972.22	8/26/2026	5/26/2022	100	0.49	0.433	0.433	-112,158.00
3130ANHR4	185059	300	FHLB Step-Up Bond	8/26/2021	0.625	2,000,000.00	2,000,000.00	1,888,408.00	0.00	1,215.28	8/26/2026	5/26/2022	100	1.045	0.625	0.625	-111,592.00
3130APL37	185627	300	FHLB Callable Bond	11/16/2021	1.4	2,000,000.00	2,000,000.00	1,911,672.00	0.00	10,500.00	11/16/2026	5/16/2022	100	1.4	1.4	1.4	-88,328.00
WACHOVIA8	151203	300	Wells Fargo Interest Bearing Acct		0.158	15,761,414.94	15,761,414.94	15,761,414.94	0.00	2,141.96			100	0.158		0.158	0.00
31607A703	168034	300	Fidelity Money Market Fund		0.01	0.00	0.00	0.00	0.00	0.44			100	0.01		0.01	0.00
4812C0670	184103	300	J.P. Morgan Money Market Fund	3/25/2021	0.026	8,000,030.57	8,000,030.57	8,000,030.57	0.00	885.44			100	0.026		0.026	0.00
825252885	184865	300	Invesco Money Market Fund	7/23/2021	0.026	33,309,701.78	33,309,701.78	33,309,701.78	0.00	4,717.95			100	0.026		0.026	0.00
<b>300 Total</b>						<b>390,571,147.29</b>	<b>390,066,237.44</b>	<b>387,521,949.28</b>	<b>0.00</b>	<b>187,435.60</b>							<b>-2,544,288.16</b>
313385VU7	186331	303	FHLB Disc Note	2/24/2022	0.18	30,000,000.00	29,991,750.00	29,997,300.00	0.00	5,400.00	4/20/2022	99.973	0.18		0.18		5,550.00
313589WJ8	186225	303	FNMA Disc Note	2/3/2022	0.19	9,476,000.00	9,471,498.90	9,472,361.22	0.00	2,850.70	5/4/2022	99.953	0.19		0.19		862.32
912796R50	186025	303	U.S. Treasury Bill	1/6/2022	0.2	30,000,000.00	29,970,833.40	29,961,660.00	0.00	14,166.63	6/30/2022	99.903	0.203		0.203		-9,173.40
31607A703	180816	303	Fidelity Money Market Fund	3/31/2020	0.299	0.00	0.00	0.00	0.00	565.48		100	0.299		0.299		0.00
<b>303 Total</b>						<b>69,476,000.00</b>	<b>69,434,082.30</b>	<b>69,431,321.22</b>	<b>0.00</b>	<b>22,982.81</b>							<b>-2,761.08</b>
31607A703	184131	304	Fidelity Money Market Fund	3/1/2021	0.01	0.00	0.00	0.00	0.00	0.00		100	0.01		0.01		0.00
09248U700	184132	304	BlackRock Money Market Fund	3/31/2021	0.025	0.00	0.00	0.00	0.00	0.00		100	0.025		0.025		0.00
<b>304 Total</b>						<b>0.00</b>	<b>0.00</b>	<b>0.00</b>	<b>0.00</b>	<b>0.00</b>							<b>0.00</b>
48306BD69	186054	411	Kaiser Comm Paper	1/11/2022	0.14	10,000,000.00	9,996,694.44	9,999,410.00	0.00	3,111.12	4/6/2022	99.967	0.142		0.142		2,715.56
313385VG8	185431	411	FHLB Disc Note	10/19/2021	0.03	10,000,000.00	9,998,575.00	9,999,670.00	0.00	1,366.67	4/8/2022	99.986	0.03		0.03		1,095.00
912796P29	185659	411	U.S. Treasury Bill	11/18/2021	0.048	15,000,000.00	14,997,090.63	14,999,235.00	0.00	2,652.08	4/14/2022	99.981	0.048		0.048		2,144.37
313385VS2	184281	411	FHLB Disc Note	4/20/2021	0.045	30,000,000.00	29,986,387.50	29,997,600.00	0.00	12,975.00	4/18/2022	99.955	0.045		0.045		11,212.50
912796G45	184784	411	U.S. Treasury Bill	7/12/2021	0.04	10,000,000.00	9,996,887.00	9,999,320.00	0.00	2,893.00	4/21/2022	99.969	0.04		0.04		2,433.00
912796G45	185062	411	U.S. Treasury Bill	8/26/2021	0.044	10,000,000.00	9,997,104.33	9,999,320.00	0.00	2,652.34	4/21/2022	99.971	0.044		0.044		2,215.67
62479MDM2	186522	411	MUFG Commercial Paper	3/24/2022	0.35	10,000,000.00	9,997,277.78	9,997,680.00	0.00	777.78	4/21/2022	99.973	0.355		0.355		402.22
62479MDN0	186524	411	MUFG Commercial Paper	3/24/2022	0.35	5,000,000.00	4,998,590.28	4,998,765.00	0.00	388.89	4/22/2022	99.972	0.355		0.355		174.72
912796U23	185995	411	U.S. Treasury Bill	12/31/2021	0.05	49,000,000.00	48,992,105.56	48,995,541.00	0.00	6,193.05	4/26/2022	99.984	0.051		0.051		3,435.44
91411UDS1	186160	411	Univ of California Comm Paper	1/25/2022	0.21	10,000,000.00	9,994,691.67	9,994,691.67	0.00	3,850.00	4/26/2022	99.947	0.213		0.213		0.00
3133EMNU2	183612	411	FFCB Callable Bond	2/1/2021	0.1	5,000,000.00	4,999,932.96	4,997,470.00	0.00	2,138.89	4/27/2022	99.977	0.119		0.119		-2,462.96
912796P37	185981	411	U.S. Treasury Bill	12/30/2021	0.045	49,000,000.00	48,992,711.25	48,996,080.00	0.00	5,635.00	4/28/2022	99.985	0.046		0.046		3,368.75
313313WH7	184361	411	FFCB Disc Note	5/3/2021	0.05	30,000,000.00	29,984,791.67	29,988,840.00	0.00	13,875.00	5/3/2022	99.949	0.051		0.051		4,048.33
912796P45	186014	411	U.S. Treasury Bill	1/5/2022	0.107	5,000,000.00	4,998,223.33	4,999,305.00	0.00	1,273.28	5/5/2022	99.964	0.108		0.108		1,081.67
313385WL6	185628	411	FHLB Disc Note	11/16/2021	0.057	5,000,000.00	4,998,646.25	4,997,965.00	0.00	1,076.67	5/6/2022	99.973	0.058		0.058		-681.25
3133EQQA3	183802	411	FFCB Callable Bond	2/19/2021	0.08	3,500,000.00	3,500,000.00	3,497,347.00	0.00	1,104.44	5/9/2022	100	0.08		0.08		-2,653.00
78009BEA6	185592	411	Royal Bank of Canada Comm Paper	11/10/2021	0.19	10,000,000.00	9,990,447.22	9,994,520.00	0.00	7,494.45	5/10/2022	99.904	0.19		0.19		4,072.78
59087BEG8	186281	411	MetLife Comm Paper	2/15/2022	0.3	10,000,000.00	9,992,500.00	9,993,140.00	0.00	3,750.00	5/16/2022	99.925	0.304		0.304		640.00
912796H44	184786	411	U.S. Treasury Bill	7/12/2021	0.054	10,000,000.00	9,995,378.19	9,996,680.00	0.00	3,908.48	5/19/2022	99.954	0.054		0.054		1,301.81
912796H44	185473	411	U.S. Treasury Bill	10/27/2021	0.051	10,000,000.00	9,997,138.33	9,996,680.00	0.00	2,188.34	5/19/2022	99.971	0.051		0.051		-458.33
912796H44	185640	411	U.S. Treasury Bill	11/17/2021	0.06	15,000,000.00	14,995,425.00	14,995,020.00	0.00	3,375.00	5/19/2022	99.97	0.061		0.061		-405.00
62479MEK5	186332	411	MUFG Commercial Paper	2/24/2022	0.33	31,223,000.00	31,198,958.29	31,196,429.23	0.00	10,303.59	5/19/2022	99.923	0.335		0.335		-2,529.06
90328BER8	186335	411	USAA Comm Paper	2/24/2022	0.42	9,730,000.00	9,719,783.50	9,721,038.67	0.00	4,086.60	5/25/2022	99.895	0.426		0.426		1,255.17

**EOM - REPORT WRITER**  
**Investment Inventory**  
**Sorted by Fund**  
**March 31, 2022**

CUSIP	Investment #	Fund Number	Issuer	Purchase Date	Cur Rate	Par Value	Book Value	Market Value	Pur Accr Interest	Accrued Interest	Maturity Date	Call Date	Purchase Price	YTM	YTC	YTW	Unrealized G/L
62479MER0	186525	411	MUFG Commercial Paper	3/24/2022	0.63	2,401,000.00	2,398,394.92	2,398,517.37	0.00	336.14	5/25/2022		99.892	0.639		0.639	122.45
912796Q36	185982	411	U.S. Treasury Bill	12/30/2021	0.08	49,000,000.00	48,983,993.33	48,978,489.00	0.00	10,017.78	5/26/2022		99.967	0.081		0.081	-5,504.33
313385XH4	185748	411	FHLB Disc Note	11/29/2021	0.088	10,000,000.00	9,995,624.44	9,993,480.00	0.00	3,006.67	5/27/2022		99.956	0.088		0.088	-2,144.44
313385XN1	184511	411	FHLB Disc Note	6/1/2021	0.05	30,000,000.00	29,984,791.67	29,968,590.00	0.00	12,666.66	6/1/2022		99.949	0.051		0.051	-16,201.67
14912EF10	186389	411	Caterpillar Comm Paper	3/4/2022	0.5	10,000,000.00	9,987,638.89	9,989,200.00	0.00	3,888.89	6/1/2022		99.876	0.508		0.508	1,561.11
98459SF11	186523	411	Yale Univ Comm Paper	3/24/2022	0.6	10,000,000.00	9,988,500.00	9,989,030.00	0.00	1,333.33	6/1/2022		99.885	0.609		0.609	530.00
07287DF21	186502	411	Baylor Univ Comm Paper	3/22/2022	0.75	10,000,000.00	9,985,000.00	9,988,890.00	0.00	2,083.33	6/2/2022		99.85	0.762		0.762	3,890.00
46640QF30	185814	411	J.P. Morgan Comm Paper	12/3/2021	0.28	10,000,000.00	9,985,844.44	9,986,900.00	0.00	9,255.56	6/3/2022		99.858	0.284		0.284	1,055.56
19865XF89	186448	411	Columbia Univ Comm Paper	3/14/2022	0.6	10,000,000.00	9,985,666.67	9,985,666.67	0.00	3,000.00	6/8/2022		99.857	0.609		0.609	0.00
912796J42	184787	411	U.S. Treasury Bill	7/12/2021	0.062	10,000,000.00	9,994,161.67	9,991,240.00	0.00	4,529.44	6/16/2022		99.942	0.063		0.063	-2,921.67
912796J42	186026	411	U.S. Treasury Bill	1/6/2022	0.155	25,000,000.00	24,982,625.42	24,978,100.00	0.00	9,172.91	6/16/2022		99.931	0.158		0.158	-4,525.42
48306BFM2	186556	411	Kaiser Comm Paper	3/29/2022	0.85	14,000,000.00	13,972,233.33	13,970,824.00	0.00	991.67	6/21/2022		99.802	0.864		0.864	-1,409.33
912796R43	185996	411	U.S. Treasury Bill	12/31/2021	0.151	49,000,000.00	48,964,238.17	48,947,325.00	0.00	18,703.03	6/23/2022		99.927	0.153		0.153	-16,913.17
21920PPF7	186085	411	Cornell Univ Comm Paper	1/13/2022	0.23	10,000,000.00	9,989,713.89	9,989,713.89	0.00	4,983.33	6/23/2022		99.897	0.233		0.233	0.00
912796R50	185983	411	U.S. Treasury Bill	12/30/2021	0.17	49,000,000.00	48,957,887.22	48,937,378.00	0.00	21,287.78	6/30/2022		99.914	0.173		0.173	-20,509.22
313385YU4	186191	411	FHLB Disc Note	1/28/2022	0.29	10,000,000.00	9,987,594.44	9,980,830.00	0.00	5,075.00	7/1/2022		99.876	0.29		0.29	-6,764.44
912796K57	184823	411	U.S. Treasury Bill	7/15/2021	0.073	10,000,000.00	9,992,618.89	9,982,450.00	0.00	5,272.22	7/14/2022		99.926	0.074		0.074	-10,168.89
4497W1GF7	186244	411	ING Comm Paper	2/8/2022	0.54	10,000,000.00	9,976,450.00	9,969,230.00	0.00	7,800.00	7/15/2022		99.765	0.549		0.549	-7,220.00
3133EMZQ8	184436	411	FFCB - Bullet	5/8/2021	0.07	30,000,000.00	30,000,000.00	29,937,960.00	0.00	4,200.00	7/19/2022		100	0.07		0.07	-62,040.00
313385ZP4	186173	411	FHLB Disc Note	1/27/2022	0.34	15,000,000.00	14,975,350.00	14,965,335.00	0.00	9,066.67	7/20/2022		99.836	0.341		0.341	-10,015.00
78009BGT3	186174	411	Royal Bank of Canada Comm Paper	1/27/2022	0.52	10,000,000.00	9,973,855.56	9,960,830.00	0.00	9,244.44	7/27/2022		99.739	0.529		0.529	-13,025.56
4497W1GV2	186248	411	ING Comm Paper	2/9/2022	0.54	10,000,000.00	9,974,500.00	9,964,430.00	0.00	7,650.00	7/29/2022		99.745	0.549		0.549	-10,070.00
62479MH22	186226	411	MUFG Commercial Paper	2/3/2022	0.5	10,000,000.00	9,975,000.00	9,966,350.00	0.00	7,916.67	8/2/2022		99.75	0.508		0.508	-8,650.00
48306BH24	186549	411	Kaiser Comm Paper	3/28/2022	1.05	10,000,000.00	9,962,958.33	9,960,560.00	0.00	1,166.67	8/2/2022		99.63	1.069		1.069	-2,398.33
3133EMYM8	184371	411	FFCB - Bullet	5/4/2021	0.08	30,000,000.00	30,000,000.00	29,929,590.00	0.00	3,800.00	8/4/2022		100	0.08		0.08	-70,410.00
912796L64	184997	411	U.S. Treasury Bill	8/17/2021	0.068	10,000,000.00	9,993,218.89	9,969,570.00	0.00	4,287.78	8/11/2022		99.932	0.069		0.069	-23,648.89
78009BHK1	186159	411	Royal Bank of Canada Comm Paper	1/25/2022	0.49	10,000,000.00	9,971,961.11	9,945,680.00	0.00	8,983.33	8/19/2022		99.72	0.498		0.498	-26,281.11
313385C53	186172	411	FHLB Disc Note	1/27/2022	0.33	15,000,000.00	14,971,950.00	14,947,245.00	0.00	8,800.00	8/19/2022		99.813	0.333		0.333	-24,705.00
53948BJ18	186407	411	Lloyds Bank Comm Paper	3/8/2022	1.15	10,000,000.00	9,943,458.33	9,946,530.00	0.00	7,666.67	9/1/2022		99.435	1.173		1.173	3,071.67
313385E36	186334	411	FHLB Disc Note	2/24/2022	0.52	10,000,000.00	9,972,555.56	9,955,420.00	0.00	5,200.00	9/2/2022		99.726	0.525		0.525	-17,135.56
912796M71	185290	411	U.S. Treasury Bill	9/28/2021	0.073	10,000,000.00	9,993,052.08	9,959,270.00	0.00	3,725.70	9/8/2022		99.931	0.074		0.074	-33,782.08
3133EMD66	184510	411	FFCB - Bullet	6/1/2021	0.08	30,000,000.00	30,000,000.00	29,871,060.00	0.00	1,066.67	9/15/2022		100	0.08		0.08	-128,940.00
313385F92	186521	411	FHLB Disc Note	3/24/2022	0.85	10,000,000.00	9,958,444.44	9,951,370.00	0.00	1,888.89	9/16/2022		99.584	0.854		0.854	-7,074.44
313385G59	186333	411	FHLB Disc Note	2/24/2022	0.53	15,000,000.00	14,954,066.67	14,925,330.00	0.00	7,950.00	9/20/2022		99.694	0.536		0.536	-28,736.67
912796M89	185997	411	U.S. Treasury Bill	12/31/2021	0.213	25,000,000.00	24,958,828.13	24,864,300.00	0.00	13,428.82	10/6/2022		99.835	0.216		0.216	-94,528.13
89233HK78	186048	411	Toyota Comm Paper	1/10/2022	0.5	10,000,000.00	9,962,500.00	9,928,590.00	0.00	11,250.00	10/7/2022		99.625	0.508		0.508	-33,910.00
46640QKM2	186496	411	J.P. Morgan Comm Paper	3/21/2022	1.5	10,000,000.00	9,910,833.33	9,912,050.00	0.00	4,583.33	10/21/2022		99.108	1.533		1.533	1,216.67
91282CAR2	184328	411	U.S. Treasury Note	4/27/2021	0.125	30,000,000.00	30,000,000.00	29,814,840.00	0.00	15,745.86	10/31/2022		100	0.125		0.125	-185,160.00
3133EMZZ8	184455	411	FFCB Callable Bond	5/20/2021	0.09	5,000,000.00	4,998,945.17	4,959,830.00	0.00	1,662.50	11/18/2022		99.95	0.123		0.123	-39,115.17
3133EMZZ8	184456	411	FFCB Callable Bond	5/20/2021	0.09	5,000,000.00	4,998,945.17	4,959,830.00	0.00	1,662.50	11/18/2022		99.95	0.123		0.123	-39,115.17
91282CAX9	184324	411	U.S. Treasury Note	4/26/2021	0.125	30,000,000.00	30,000,000.00	29,762,100.00	0.00	12,568.68	11/30/2022		100	0.125		0.125	-237,900.00
3130AJQG7	181632	411	FHLB Callable Bond	6/29/2020	0.35	3,000,000.00	3,000,000.00	2,974,797.00	0.00	2,683.33	12/29/2022		100	0.35		0.35	-25,203.00
91282CBD2	184298	411	U.S. Treasury Note	4/21/2021	0.125	30,000,000.00	29,999,481.27	29,709,390.00	0.00	9,426.80	12/31/2022		99.996	0.127		0.127	-290,091.27
3133EMWV4	184291	411	FFCB - Bullet	4/20/2021	0.14	30,000,000.00	30,000,000.00	29,734,320.00	0.00	8,400.00	11/9/2023		100	0.14		0.14	-265,680.00
3133EMSE3	183875	411	FFCB Callable Bond	3/1/2021	0.11	2,000,000.00	2,000,000.00	1,972,062.00	0.00	183.33	3/1/2023		100	0.11		0.11	-27,938.00
3133EL3E2	181963	411	FFCB Callable Bond	8/10/2020	0.32	7,000,000.00	7,000,000.00	6,832,476.00	0.00	3,173.33	8/10/2023		100	0.32		0.32	-167,524.00
3135G05R0	182000	411	FNMA Callable Bond	8/13/2020	0.3	4,000,000.00	3,998,093.04	3,905,336.00	0.00	1,700.00	8/10/2023	8/10/2022	99.895	0.335		0.335	-92,757.04
3133EMQK1	183781	411	FFCB Callable Bond	2/18/2021	0.15	3,000,000.00	2,999,177.69	2,924,799.00	0.00	637.50	8/10/2023		99.95	0.17		0.17	-74,378.69
3136G42B8	182110	411	FNMA Callable Bond	8/28/2020	0.33	3,500,000.00	3,500,000.00	3,418,341.50	0.00	1,058.75	8/28/2023	5/28/2022	100	0.33	0.33	0.33	-81,658.50
3136G46A6	182618	411	FNMA Callable Bond	10/28/2020	0.3	2,000,000.00	2,000,000.00	1,946,302.00	0.00	2,566.67	10/27/2023		100	0.3		0.3	-53,698.00
3133EMLT7	183299	411	FFCB Callable Bond	12/29/2020	0.21	3,000,000.00	3,000,000.00	2,894,985.00	0.00	1,627.50	12/28/2023	6/28/2022	100	0.21	0.21	0.21	-105,015.00
3134GWXB7	182381	411	FHLMC Disc Note	10/1/2020	0.3	5,000,000.00	5,000,000.00	4,853,105.00	0.00	3,833.33	12/29/2023	6/29/2022	100	0.3	0.3	0.3	-146,895.00
3130AMHP0	184574	411	FHLB Callable Bond	6/9/2021	0.3	4,000,000.00	3,999,443.33	3,870,584.00	0.00	3,733.33	2/9/2024		99.98	0.308		0.308	-128,859.33
3130APH81	185533	411	FHLB Step-Up Bond	11/3/2021	0.2	5,000,000.00	4,985,400.34	4,838,610.00	0.00	1,805.56	4/26/2024	7/26/2022	99.65	0.336	0.678	0.336	-146,790.34
3130AME24	184362	411	FHLB Callable Bond	5/3/2021	0.39	5,000,000.00	5,000,000.00	4,818,620.00	0.00	8,016.67	5/3/2024	5/3/2022	100	0.39		0.39	-181,380.00
3135GA3C3	182946	411	FNMA Callable Bond	11/27/2020	0.35	2,400,000.00	2,399,632.32	2,302,579.20	0.00	3,126.67	5/17/2024	11/17/2022	99.975	0.357		0.357	-97,053.12



**EOM - REPORT WRITER**  
**Investment Inventory**  
**Sorted by Fund**  
**March 31, 2022**

CUSIP	Investment #	Fund Number	Issuer	Purchase Date	Cur Rate	Par Value	Book Value	Market Value	Pur Accr Interest	Accrued Interest	Maturity Date	Call Date	Purchase Price	YTM	YTC	YTW	Unrealized G/L
3130AMMM1	184539	411	FHLB Callable Bond	6/3/2021	0.375	4,000,000.00	4,000,000.00	3,825,656.00	0.00	4,916.67	6/3/2024		100	0.375		0.375	-174,344.00
3130AMLM2	184550	411	FHLB Callable Bond	6/7/2021	0.375	4,000,000.00	4,000,000.00	3,906,320.00	0.00	4,750.00	6/7/2024		100	0.375		0.375	-93,680.00
3130AMKX9	184551	411	FHLB Callable Bond	6/7/2021	0.4	2,500,000.00	2,500,000.00	2,389,447.50	0.00	3,166.67	6/7/2024		100	0.4		0.4	-110,552.50
3130AMKZ4	184586	411	FHLB Callable Bond	6/10/2021	0.4	2,500,000.00	2,500,000.00	2,404,507.50	0.00	3,083.33	6/10/2024		100	0.4		0.4	-95,492.50
3130AL6V1	183801	411	FHLB Step-Up Bond	2/19/2021	0.175	4,500,000.00	4,500,000.00	4,271,710.50	0.00	984.38	8/16/2024	5/16/2022	100	0.175	0.175	0.175	-228,289.50
3134GWVJ2	182436	411	FHLMC Disc Note	10/7/2020	0.4	3,000,000.00	2,999,435.38	2,853,858.00	0.00	33.33	9/30/2024	6/30/2022	99.97	0.408	0.417	0.408	-145,577.38
3130AMVE9	184706	411	FHLB Step-Up Bond	6/30/2021	0.175	5,000,000.00	5,000,000.00	4,774,085.00	0.00	2,211.81	9/30/2024		100	0.175		0.175	-225,915.00
3133EMCNO	182520	411	FFCB Callable Bond	10/16/2020	0.4	4,000,000.00	3,997,459.35	3,800,408.00	0.00	7,377.78	10/15/2024		99.9	0.425		0.425	-197,051.35
3134GWZ90	182578	411	FHLMC Disc Note	10/23/2020	0.4	1,050,000.00	1,049,580.15	995,160.60	0.00	1,866.67	10/21/2024	10/21/2022	99.938	0.416		0.416	-54,419.55
3130AKXV3	184311	411	FHLB Callable Bond	4/22/2021	0.3	6,000,000.00	5,986,744.95	5,664,792.00	0.00	2,150.00	11/18/2024	5/18/2022	99.7	0.385	0.528	0.385	-321,952.95
3130AMYT3	184705	411	FHLB Step-Up Bond	6/30/2021	0.5	5,000,000.00	5,000,000.00	4,772,405.00	0.00	6,319.44	12/30/2024		100	0.486		0.486	-227,595.00
3130AKXL5	183782	411	FHLB Step-Up Bond	2/18/2021	0.3	2,500,000.00	2,500,000.00	2,368,595.00	0.00	895.83	2/18/2025		100	0.281		0.281	-131,405.00
3130ANGN4	185005	411	FHLB Step-Up Bond	8/18/2021	0.35	5,000,000.00	4,997,942.46	4,784,770.00	0.00	2,090.28	2/18/2025	5/18/2022	99.95	0.698	0.4	0.4	-213,172.46
3130AQQ97	186313	411	FHLB Step-Up Bond	2/18/2022	0.75	2,000,000.00	2,000,000.00	1,962,612.00	0.00	1,791.67	2/18/2025	5/18/2022	100	2.042	0.75	0.75	-37,388.00
3130ANLNO	185061	411	FHLB Step-Up Bond	8/26/2021	0.5	5,000,000.00	5,000,000.00	4,786,980.00	0.00	2,430.56	2/26/2025	5/26/2022	100	0.699	0.4	0.4	-213,020.00
3133EMF98	184611	411	FFCB Callable Bond	6/16/2021	0.65	5,000,000.00	4,998,998.60	4,700,245.00	0.00	10,111.11	6/9/2025		99.975	0.656		0.656	-298,753.60
3133EMH47	184612	411	FFCB Callable Bond	6/16/2021	0.6	5,000,000.00	4,996,390.63	4,700,140.00	0.00	8,750.00	6/16/2025		99.91	0.623		0.623	-299,250.63
3136G44U4	182580	411	FNMA Callable Bond	10/23/2020	0.5	1,500,000.00	1,500,000.00	1,398,061.50	0.00	3,354.17	10/20/2025	10/20/2022	100	0.5		0.5	-101,938.50
3135G06B4	182579	411	FNMA Callable Bond	10/23/2020	0.56	5,000,000.00	5,000,000.00	4,659,345.00	0.00	12,366.67	10/22/2025		100	0.56		0.56	-340,655.00
3136G46N8	182652	411	FNMA Callable Bond	10/30/2020	0.6	3,000,000.00	3,000,000.00	2,806,650.00	0.00	7,600.00	10/29/2025	4/29/2022	100	0.6	0.6	0.6	-193,350.00
3133EMYD8	184378	411	FFCB Callable Bond	5/5/2021	0.85	2,000,000.00	1,998,402.97	1,884,062.00	0.00	6,988.89	11/3/2025		99.9	0.873		0.873	-114,340.97
3130AKU61	183562	411	FHLB Step-Up Bond	1/27/2021	0.3	3,000,000.00	3,000,000.00	2,819,334.00	0.00	1,600.00	1/27/2026		100	0.3		0.3	-180,666.00
3130AKZG4	183780	411	FHLB Step-Up Bond	2/18/2021	0.35	5,000,000.00	4,998,835.83	4,679,440.00	0.00	2,090.28	2/18/2026	8/18/2022	99.97	0.341	0.32	0.32	-319,395.83
3130ALGH1	183864	411	FHLB Step-Up Bond	2/26/2021	0.4	4,600,000.00	4,600,000.00	4,340,284.00	0.00	1,788.89	2/26/2026		100	0.385		0.385	-259,716.00
3130ALGJ7	184066	411	FHLB Callable Bond	3/23/2021	1	5,362,500.00	5,362,500.00	5,032,202.18	0.00	1,191.67	3/23/2026		100	1		1	-330,297.82
3130AM7K2	184357	411	FHLB Step-Up Bond	4/30/2021	0.75	3,000,000.00	3,000,000.00	2,842,263.00	0.00	9,437.50	4/30/2026	4/30/2022	100	0.997	0.75	0.75	-157,737.00
3130AMCM2	184419	411	FHLB Step-Up Bond	5/12/2021	0.25	5,000,000.00	5,000,000.00	4,779,400.00	0.00	4,826.39	5/12/2026	5/12/2022	100	1.523	0.25	0.25	-220,600.00
3130AMKC5	184475	411	FHLB Step-Up Bond	5/27/2021	0.65	2,000,000.00	2,000,000.00	1,898,954.00	0.00	4,477.78	5/27/2026	5/27/2022	100	1.036	0.65	0.65	-101,046.00
3130ANKW9	185048	411	FHLB Step-Up Bond	8/25/2021	0.5	5,000,000.00	5,000,000.00	4,720,680.00	0.00	2,500.00	8/25/2026	5/25/2022	100	0.97	0.5	0.5	-279,320.00
3130ANJ92	185119	411	FHLB Step-Up Bond	9/2/2021	1	5,000,000.00	4,999,072.39	4,714,680.00	0.00	5,000.00	8/25/2026	5/25/2022	99.979	0.938	0.588	0.588	-284,392.39
3130ANLN8	185060	411	FHLB Step-Up Bond	8/26/2021	0.6	5,000,000.00	5,000,000.00	4,664,440.00	0.00	2,916.67	8/26/2026	5/26/2022	100	1.13	0.6	0.6	-335,560.00
3130APL37	185629	411	FHLB Callable Bond	11/16/2021	1.4	5,000,000.00	5,000,000.00	4,779,180.00	0.00	26,250.00	11/16/2026	5/16/2022	100	1.4	1.4	1.4	-220,820.00
31607A703	166179	411	Fidelity Money Market Fund		0.01	9,710,418.65	9,710,418.65	9,710,418.65	0.00	659.43			100	0.01		0.01	0.00
825252885	166180	411	Invesco Money Market Fund	11/6/2019	0.026	55,674,533.11	55,674,533.11	55,674,533.11	0.00	6,908.65			100	0.026		0.026	0.00
4812C0670	184104	411	J.P. Morgan Money Market Fund	3/25/2021	0.026	20,000,049.30	20,000,049.30	20,000,049.30	0.00	2,354.21			100	0.026		0.026	0.00
09248U700	184293	411	BlackRock Money Market Fund	4/20/2021	0.025	29,959,200.00	29,959,200.00	29,959,200.00	0.00	3,207.52			100	0.025		0.025	0.00
<b>411 Total</b>						<b>1,380,610,701.06</b>	<b>1,379,593,532.10</b>	<b>1,370,056,847.04</b>	<b>0.00</b>	<b>594,409.61</b>							<b>-9,536,685.06</b>
313385VN3	185418	414	FHLB Disc Note	10/15/2021	0.03	120,018.00	119,999.90	120,010.68	0.00	16.80	4/14/2022		99.985	0.03		0.03	10.78
313385VN3	185419	414	FHLB Disc Note	10/15/2021	0.03	534,206.00	534,125.42	534,173.41	0.00	74.79	4/14/2022		99.985	0.03		0.03	47.99
313385VN3	185420	414	FHLB Disc Note	10/15/2021	0.03	3,977,776.00	3,977,176.02	3,977,533.36	0.00	556.89	4/14/2022		99.985	0.03		0.03	357.34
912796Q28	185617	414	U.S. Treasury Bill	11/15/2021	0.065	3,278.00	3,276.95	3,277.29	0.00	0.81	5/12/2022		99.968	0.066		0.066	0.34
912796Q28	185618	414	U.S. Treasury Bill	11/15/2021	0.065	5,722.00	5,720.16	5,720.75	0.00	1.42	5/12/2022		99.968	0.066		0.066	0.59
313385YC4	185896	414	FHLB Disc Note	12/15/2021	0.05	124,619.00	124,587.50	124,458.62	0.00	18.52	6/15/2022		99.975	0.05		0.05	-128.88
313385YC4	185897	414	FHLB Disc Note	12/15/2021	0.05	1,407,561.00	1,407,205.20	1,405,749.47	0.00	209.18	6/15/2022		99.975	0.05		0.05	-1,455.73
313385YC4	185898	414	FHLB Disc Note	12/15/2021	0.05	235,820.00	235,760.39	235,516.50	0.00	35.05	6/15/2022		99.975	0.05		0.05	-243.89
313385B96	186282	414	FHLB Disc Note	2/15/2022	0.61	28,398.00	28,310.90	28,300.99	0.00	21.65	8/15/2022		99.693	0.612		0.612	-9.91
313385B96	186283	414	FHLB Disc Note	2/15/2022	0.61	55,659.00	55,488.30	55,468.87	0.00	42.44	8/15/2022		99.693	0.612		0.612	-19.43
313385B96	186284	414	FHLB Disc Note	2/15/2022	0.61	685,364.00	683,262.03	683,022.80	0.00	522.59	8/15/2022		99.693	0.612		0.612	-239.23
313385B96	186285	414	FHLB Disc Note	2/15/2022	0.61	1,077,579.00	1,074,274.12	1,073,897.99	0.00	821.66	8/15/2022		99.693	0.612		0.612	-376.13
313385F84	186454	414	FHLB Disc Note	3/15/2022	0.696	159,087.00	158,520.76	158,317.97	0.00	52.32	9/15/2022		99.644	0.714		0.714	-202.79
313385F84	186455	414	FHLB Disc Note	3/15/2022	0.703	229,913.00	229,087.48	228,801.60	0.00	76.27	9/15/2022		99.641	0.721		0.721	-285.88
<b>414 Total</b>						<b>8,645,000.00</b>	<b>8,636,795.13</b>	<b>8,634,250.30</b>	<b>0.00</b>	<b>2,450.39</b>							<b>-2,544.83</b>
313385WJ1	186212	511	FHLB Disc Note	2/2/2022	0.215	100,000.00	99,945.65	99,961.60	0.00	34.64	5/4/2022		99.946	0.215		0.215	15.95
<b>511 Total</b>						<b>100,000.00</b>	<b>99,945.65</b>	<b>99,961.60</b>	<b>0.00</b>	<b>34.64</b>							<b>15.95</b>
313385WJ1	186213	522	FHLB Disc Note	2/2/2022	0.215	500,000.00	499,728.26	499,808.00	0.00	173.20	5/4/2022		99.946	0.215		0.215	79.74
<b>522 Total</b>						<b>500,000.00</b>	<b>499,728.26</b>	<b>499,808.00</b>	<b>0.00</b>	<b>173.20</b>							<b>79.74</b>

**EOM - REPORT WRITER**  
**Investment Inventory**  
**Sorted by Fund**  
**March 31, 2022**

CUSIP	Investment #	Fund Number	Issuer	Purchase Date	Cur Rate	Par Value	Book Value	Market Value	Pur Accr Interest	Accrued Interest	Maturity Date	Call Date	Purchase Price	YTM	YTC	YTW	Unrealized G/L
313385VG8	186379	555	FHLB Disc Note	3/3/2022	0.12	2,200,000.00	2,199,736.00	2,199,927.40	0.00	212.67	4/8/2022		99.988	0.12	0.12	0.12	191.40
912796U23	186425	555	U.S. Treasury Bill	3/10/2022	0.189	3,000,000.00	2,999,261.71	2,999,727.00	0.00	345.58	4/26/2022		99.975	0.191	0.191	0.191	465.29
912796U80	186456	555	U.S. Treasury Bill	3/15/2022	0.275	2,800,000.00	2,798,802.22	2,799,442.80	0.00	363.61	5/10/2022		99.957	0.279	0.279	0.279	640.58
<b>555 Total</b>						<b>8,000,000.00</b>	<b>7,997,799.93</b>	<b>7,999,097.20</b>	<b>0.00</b>	<b>921.86</b>							<b>1,297.27</b>
313385VC7	186569	566	FHLB Disc Note	3/31/2022	0.05	13,000,000.00	12,999,927.78	12,999,818.00	0.00	18.06	4/4/2022		99.999	0.05	0.05	0.05	-109.78
912796N47	186570	566	U.S. Treasury Bill	3/31/2022	0.085	6,000,000.00	5,999,901.42	5,999,856.00	0.00	14.08	4/7/2022		99.998	0.086	0.086	0.086	-45.42
<b>566 Total</b>						<b>19,000,000.00</b>	<b>18,999,829.20</b>	<b>18,999,674.00</b>	<b>0.00</b>	<b>32.14</b>							<b>-155.20</b>
912796T74	186002	712	U.S. Treasury Bill	1/3/2022	0.058	4,800,000.00	4,799,294.67	4,799,932.80	0.00	674.66	4/5/2022		99.985	0.058	0.058	0.058	638.13
912796T74	186251	712	U.S. Treasury Bill	2/9/2022	0.121	5,391,000.00	5,390,003.41	5,390,924.53	0.00	924.11	4/5/2022		99.982	0.123	0.123	0.123	921.12
48306BD69	186056	712	Kaiser Comm Paper	1/11/2022	0.14	3,774,300.00	3,773,052.38	3,774,077.32	0.00	1,174.23	4/6/2022		99.967	0.142	0.142	0.142	1,024.94
313589VE0	186145	712	FNMA Disc Note	1/21/2022	0.1	190,000.00	189,960.42	189,995.44	0.00	36.94	4/6/2022		99.979	0.1	0.1	0.1	35.02
912796N47	185938	712	U.S. Treasury Bill	12/22/2021	0.05	2,288,500.00	2,288,163.08	2,288,445.08	0.00	317.85	4/7/2022		99.985	0.051	0.051	0.051	282.00
313385VG8	186050	712	FHLB Disc Note	1/10/2022	0.09	5,001,000.00	4,999,899.78	5,000,834.97	0.00	1,012.70	4/8/2022		99.978	0.09	0.09	0.09	935.19
89233HDB7	186219	712	Toyota Comm Paper	2/2/2022	0.2	10,000,000.00	9,996,222.22	9,998,980.00	0.00	3,222.22	4/11/2022		99.962	0.203	0.203	0.203	2,757.78
313385VM5	186070	712	FHLB Disc Note	1/12/2022	0.115	7,718,000.00	7,715,756.42	7,717,560.07	0.00	1,947.72	4/13/2022		99.971	0.115	0.115	0.115	1,803.65
313589VU4	186131	712	FNMA Disc Note	1/20/2022	0.172	5,488,000.00	5,485,640.16	5,487,506.08	0.00	1,861.65	4/20/2022		99.957	0.172	0.172	0.172	1,865.92
313385VJ1	186132	712	FHLB Disc Note	1/20/2022	0.15	15,000,000.00	14,993,500.00	14,994,240.00	0.00	4,437.50	5/4/2022		99.957	0.15	0.15	0.15	740.00
313385WR3	186032	712	FHLB Disc Note	1/6/2022	0.06	500,500.00	500,395.73	500,266.77	0.00	70.90	5/11/2022		99.979	0.06	0.06	0.06	-128.96
313385VY8	186035	712	FHLB Disc Note	1/6/2022	0.06	3,842,000.00	3,841,154.76	3,839,898.43	0.00	544.28	5/18/2022		99.978	0.06	0.06	0.06	-1,256.33
90328BER8	186360	712	USAA Comm Paper	2/28/2022	0.42	15,015,000.00	14,999,934.95	15,001,171.19	0.00	5,605.60	5/25/2022		99.9	0.426	0.426	0.426	1,236.24
313313XH6	185112	712	FFCB Disc Note	9/1/2021	0.06	5,000,000.00	4,997,766.67	4,996,740.00	0.00	1,766.66	5/27/2022		99.955	0.061	0.061	0.061	-1,026.67
313385XN1	186133	712	FHLB Disc Note	1/20/2022	0.2	15,000,000.00	14,989,000.00	14,984,295.00	0.00	5,916.67	6/1/2022		99.927	0.2	0.2	0.2	-4,705.00
912796Q44	186089	712	U.S. Treasury Bill	1/13/2022	0.178	7,474,000.00	7,468,840.86	7,469,799.61	0.00	2,874.38	6/2/2022		99.931	0.18	0.18	0.18	958.75
313385XV3	186325	712	FHLB Disc Note	2/23/2022	0.37	3,470,000.00	3,466,255.29	3,465,950.51	0.00	1,319.56	6/8/2022		99.892	0.37	0.37	0.37	-304.78
912796J42	186134	712	U.S. Treasury Bill	1/20/2022	0.248	11,116,000.00	11,104,738.66	11,106,262.38	0.00	5,439.15	6/16/2022		99.899	0.252	0.252	0.252	1,523.72
313313YJ1	185738	712	FFCB Disc Note	11/26/2021	0.09	185,000.00	184,904.26	184,742.85	0.00	58.28	6/21/2022		99.948	0.091	0.091	0.091	-161.41
313385VU4	186371	712	FHLB Disc Note	3/2/2022	0.4	8,017,000.00	8,006,221.59	8,001,631.41	0.00	2,672.33	7/1/2022		99.866	0.401	0.401	0.401	-4,590.18
48306BG66	186393	712	Kaiser Comm Paper	3/4/2022	0.68	5,016,000.00	5,004,251.41	5,002,185.94	0.00	2,652.91	7/6/2022		99.766	0.691	0.691	0.691	-2,065.47
912796R68	186306	712	U.S. Treasury Bill	2/17/2022	0.522	3,120,000.00	3,113,672.47	3,115,167.12	0.00	1,943.46	7/7/2022		99.797	0.53	0.53	0.53	1,494.65
46640QG70	186400	712	J.P. Morgan Comm Paper	3/7/2022	0.85	15,043,000.00	14,999,667.80	15,001,360.98	0.00	8,879.55	7/7/2022		99.712	0.864	0.864	0.864	1,693.18
62479MG72	186402	712	MUFG Commercial Paper	3/7/2022	0.77	7,018,000.00	6,999,686.92	7,001,205.93	0.00	3,752.68	7/7/2022		99.739	0.783	0.783	0.783	1,519.01
912796S59	186409	712	U.S. Treasury Bill	3/8/2022	0.539	7,312,000.00	7,296,468.70	7,293,902.80	0.00	2,625.01	7/28/2022		99.788	0.547	0.547	0.547	-2,565.90
912796S67	186478	712	U.S. Treasury Bill	3/17/2022	0.654	15,000,000.00	14,961,832.50	14,958,450.00	0.00	4,089.38	8/4/2022		99.746	0.665	0.665	0.665	-3,382.50
912796T41	186480	712	U.S. Treasury Bill	3/7/2022	0.725	15,044,200.00	14,997,522.78	14,995,216.08	0.00	4,546.48	8/18/2022		99.69	0.738	0.738	0.738	-2,306.70
313385E28	186528	712	FHLB Disc Note	3/24/2022	0.79	8,106,000.00	8,077,361.05	8,070,098.53	0.00	1,423.05	9/1/2022		99.647	0.793	0.793	0.793	-7,262.52
313313H35	186304	712	FFCB Disc Note	2/17/2022	0.8	5,000,000.00	4,975,444.44	4,974,245.00	0.00	4,777.78	9/26/2022		99.509	0.81	0.81	0.81	-1,199.44
313385J49	186428	712	FHLB Disc Note	3/10/2022	0.74	986,000.00	981,764.03	980,304.86	0.00	445.89	10/5/2022		99.57	0.758	0.758	0.758	-1,459.17
912796M89	186482	712	U.S. Treasury Bill	3/17/2022	0.785	5,597,000.00	5,572,212.10	5,566,619.48	0.00	1,831.62	10/6/2022		99.557	0.8	0.8	0.8	-5,592.62
825252869	151206	712	Invesco Money Market Fund		0.01	0.00	0.00	0.00	0.00	0.00			100	0.01	0.01	0.01	0.00
09248U700	183948	712	BlackRock Money Market Fund	3/9/2021	0.025	11,637,339.60	11,637,339.60	11,637,339.60	0.00	836.91			100	0.025	0.025	0.025	0.00
316175108	184449	712	Fidelity Money Market Fund	5/20/2021	0.01	0.00	0.00	0.00	0.00	0.44			100	0.01	0.01	0.01	0.00
<b>712 Total</b>						<b>228,149,839.60</b>	<b>227,807,929.11</b>	<b>227,789,350.76</b>	<b>0.00</b>	<b>79,682.55</b>							<b>-18,578.35</b>
62479MD42	186011	713	MUFG Commercial Paper	1/4/2022	0.2	3,000,000.00	2,998,500.00	2,999,901.00	0.00	1,450.00	4/4/2022		99.95	0.203	0.203	0.203	1,401.00
313313VC9	186336	713	FFCB Disc Note	2/24/2022	0.09	2,928,000.00	2,927,714.52	2,927,959.01	0.00	263.52	4/4/2022		99.99	0.09	0.09	0.09	244.49
912796T74	185847	713	U.S. Treasury Bill	12/8/2021	0.069	2,461,000.00	2,460,445.82	2,460,965.55	0.00	535.39	4/5/2022		99.977	0.07	0.07	0.07	519.73
48306BD69	186057	713	Kaiser Comm Paper	1/11/2022	0.14	2,787,500.00	2,786,578.58	2,787,335.54	0.00	867.22	4/6/2022		99.967	0.142	0.142	0.142	756.96
313589VE0	186146	713	FNMA Disc Note	1/21/2022	0.1	126,000.00	125,973.75	125,996.98	0.00	24.50	4/6/2022		99.979	0.1	0.1	0.1	23.23
912796N47	185939	713	U.S. Treasury Bill	12/22/2021	0.05	2,314,500.00	2,314,159.25	2,314,444.45	0.00	321.46	4/7/2022		99.985	0.051	0.051	0.051	285.20
912796T82	185965	713	U.S. Treasury Bill	12/28/2021	0.06	2,050,000.00	2,049,641.25	2,049,911.85	0.00	321.17	4/12/2022		99.983	0.061	0.061	0.061	270.60
313385VM5	186071	713	FHLB Disc Note	1/12/2022	0.115	1,442,000.00	1,441,580.82	1,441,917.81	0.00	363.90	4/13/2022		99.971	0.115	0.115	0.115	336.99
313385VM5	186561	713	FHLB Disc Note	3/30/2022	0.12	969,000.00	968,954.78	968,944.77	0.00	6.46	4/13/2022		99.995	0.12	0.12	0.12	-10.01
313385VM5	186571	713	FHLB Disc Note	3/31/2022	0.12	122,800.00	122,794.68	122,793.00	0.00	0.41	4/13/2022		99.996	0.12	0.12	0.12	-1.68
912796P29	185974	713	U.S. Treasury Bill	12/29/2021	0.05	3,718,000.00	3,717,452.63	3,717,810.38	0.00	480.24	4/14/2022		99.985	0.051	0.051	0.051	357.75
912796T90	186012	713	U.S. Treasury Bill	1/4/2022	0.07	3,684,000.00	3,683,252.15	3,683,745.80	0.00	619							

**EOM - REPORT WRITER**  
**Investment Inventory**  
**Sorted by Fund**  
**March 31, 2022**

CUSIP	Investment #	Fund Number	Issuer	Purchase Date	Cur Rate	Par Value	Book Value	Market Value	Pur Accr Interest	Accrued Interest	Maturity Date	Call Date	Purchase Price	YTM	YTC	YTW	Unrealized G/L
912796U72	186031	713	U.S. Treasury Bill	1/6/2022	0.122	3,000,000.00	2,998,810.50	2,999,646.00	0.00	864.17	5/3/2022		99.96	0.124	0.124	835.50	
313385WR3	186033	713	FHLB Disc Note	1/6/2022	0.06	3,000,500.00	2,999,874.90	2,999,101.77	0.00	425.07	5/11/2022		99.979	0.06	0.06	-773.13	
313385WY8	186036	713	FHLB Disc Note	1/6/2022	0.06	2,027,000.00	2,026,554.06	2,025,891.23	0.00	287.16	5/18/2022		99.978	0.06	0.06	-662.83	
89233HEP5	186458	713	Toyota Comm Paper	3/15/2022	0.85	3,004,000.00	2,999,105.98	3,000,668.56	0.00	1,205.77	5/23/2022		99.837	0.863	0.863	1,562.58	
313385XF8	186359	713	FHLB Disc Note	2/28/2022	0.32	2,001,000.00	1,999,470.35	1,999,743.37	0.00	569.17	5/25/2022		99.924	0.32	0.32	273.02	
313385XN1	186116	713	FHLB Disc Note	1/19/2022	0.19	3,000,000.00	2,997,894.17	2,996,859.00	0.00	1,140.00	6/1/2022		99.93	0.19	0.19	-1,035.17	
912796Q44	186149	713	U.S. Treasury Bill	1/24/2022	0.234	2,573,000.00	2,570,842.54	2,571,553.97	0.00	1,120.54	6/2/2022		99.916	0.237	0.237	711.43	
313385YC4	186117	713	FHLB Disc Note	1/19/2022	0.19	3,000,000.00	2,997,672.50	2,996,139.00	0.00	1,140.00	6/15/2022		99.922	0.19	0.19	-1,533.50	
912796J42	186181	713	U.S. Treasury Bill	1/27/2022	0.285	5,005,000.00	4,999,452.79	5,000,615.62	0.00	2,535.87	6/16/2022		99.889	0.289	0.289	1,162.83	
313385YK6	186203	713	FHLB Disc Note	2/1/2022	0.29	2,003,000.00	2,000,724.93	2,000,181.78	0.00	951.98	6/22/2022		99.886	0.29	0.29	-543.15	
4497W1FV3	186263	713	ING Comm Paper	2/10/2022	0.47	5,009,000.00	4,999,910.06	4,996,227.05	0.00	3,269.76	6/29/2022		99.819	0.477	0.477	-3,683.01	
912796R50	186118	713	U.S. Treasury Bill	1/19/2022	0.285	3,278,000.00	3,273,795.97	3,273,810.72	0.00	1,868.46	6/30/2022		99.872	0.289	0.289	14.75	
313385YZ3	186230	713	FHLB Disc Note	2/3/2022	0.3	2,500,000.00	2,496,812.50	2,494,957.50	0.00	1,187.50	7/6/2022		99.873	0.3	0.3	-1,855.00	
48306BG66	186373	713	Kaiser Comm Paper	3/2/2022	0.6	2,394,000.00	2,388,972.60	2,387,406.92	0.00	1,197.00	7/6/2022		99.79	0.61	0.61	-1,565.68	
62479MGD9	186450	713	MUFG Commercial Paper	3/14/2022	0.94	3,344,000.00	3,333,434.82	3,335,372.48	0.00	1,571.68	7/13/2022		99.684	0.956	0.956	1,937.66	
313385ZP4	186231	713	FHLB Disc Note	2/3/2022	0.3	2,532,000.00	2,528,476.30	2,526,148.55	0.00	1,202.70	7/20/2022		99.861	0.3	0.3	-2,327.75	
912796K38	186557	713	U.S. Treasury Bill	3/23/2022	0.706	4,375,000.00	4,364,789.97	4,364,640.00	0.00	257.40	7/26/2022		99.767	0.717	0.717	-149.97	
912796S59	186410	713	U.S. Treasury Bill	3/8/2022	0.539	3,928,000.00	3,919,656.60	3,918,278.20	0.00	1,410.15	7/28/2022		99.788	0.547	0.547	-1,378.40	
912796M89	186487	713	U.S. Treasury Bill	3/18/2022	0.777	500.00	497.82	497.29	0.00	0.15	10/6/2022		99.564	0.791	0.791	-0.53	
825252869	151207	713	Invesco Money Market Fund		0.01	0.00	0.00	0.00	0.00	0.00			100	0.01	0.01	0.00	
09248U700	184120	713	BlackRock Money Market Fund	3/30/2021	0.025	5,293,330.00	5,293,330.00	5,293,330.00	0.00	570.79			100	0.025	0.025	0.00	
<b>713 Total</b>						<b>91,405,130.00</b>	<b>91,321,109.27</b>	<b>91,317,317.11</b>	<b>0.00</b>	<b>28,573.19</b>							<b>-3,792.16</b>
313313VE5	186420	714	FFCB Disc Note	3/9/2022	0.14	10,000,000.00	9,998,911.11	9,999,760.00	0.00	894.45	4/6/2022		99.989	0.14	0.14	848.89	
62479MD83	186427	714	MUFG Commercial Paper	3/10/2022	0.2	6,000,000.00	5,999,033.33	5,999,592.00	0.00	733.34	4/8/2022		99.984	0.203	0.203	558.67	
313385VG8	186421	714	FHLB Disc Note	3/9/2022	0.11	215,000.00	214,980.29	214,992.91	0.00	15.11	4/8/2022		99.991	0.11	0.11	12.62	
313385VG8	186477	714	FHLB Disc Note	3/17/2022	0.15	7,633,000.00	7,632,300.31	7,632,748.11	0.00	477.06	4/8/2022		99.991	0.15	0.15	447.80	
912796T82	186530	714	U.S. Treasury Bill	3/24/2022	0.12	9,001,600.00	9,001,029.90	9,001,212.93	0.00	240.04	4/12/2022		99.994	0.122	0.122	183.03	
62479MDD2	186426	714	MUFG Commercial Paper	3/10/2022	0.33	10,000,000.00	9,996,883.33	9,998,770.00	0.00	2,016.67	4/13/2022		99.969	0.335	0.335	1,886.67	
313385VM5	186562	714	FHLB Disc Note	3/30/2022	0.12	319,000.00	318,985.11	318,981.82	0.00	2.13	4/13/2022		99.995	0.12	0.12	-3.29	
313385VM5	186572	714	FHLB Disc Note	3/31/2022	0.12	10,000,200.00	9,999,766.66	9,999,629.99	0.00	33.33	4/13/2022		99.996	0.12	0.12	-136.67	
62479MDE0	186431	714	MUFG Commercial Paper	3/10/2022	0.33	4,006,000.00	4,004,714.74	4,005,455.18	0.00	807.88	4/14/2022		99.968	0.335	0.335	740.44	
62479MDE0	186476	714	MUFG Commercial Paper	3/17/2022	0.34	11,000,000.00	10,997,091.11	10,998,504.00	0.00	1,558.33	4/14/2022		99.974	0.345	0.345	1,412.89	
313313VN5	186459	714	FFCB Disc Note	3/15/2022	0.21	8,000,000.00	7,998,600.00	7,999,512.00	0.00	793.33	4/14/2022		99.983	0.21	0.21	912.00	
912796P29	186464	714	U.S. Treasury Bill	3/16/2022	0.225	23,206,000.00	23,201,793.91	23,204,816.49	0.00	2,320.60	4/14/2022		99.982	0.228	0.228	3,022.58	
313385VW3	186529	714	FHLB Disc Note	3/24/2022	0.14	6,000,000.00	5,999,323.33	5,999,406.00	0.00	186.67	4/22/2022		99.989	0.14	0.14	82.67	
313385VW3	186574	714	FHLB Disc Note	3/31/2022	0.14	5,000,000.00	4,999,572.22	4,999,505.00	0.00	19.44	4/22/2022		99.991	0.14	0.14	-67.22	
825252869	151208	714	Invesco Money Market Fund		0.01	0.00	0.00	0.00	0.00	0.00			100	0.01	0.01	0.00	
09248U700	183867	714	BlackRock Money Market Fund	1/28/2021	0.016	0.00	0.00	0.00	0.00	0.00			100	0.016	0.016	0.00	
316175108	184105	714	Fidelity Money Market Fund	3/1/2021	0.01	0.00	0.00	0.00	0.00	0.00			100	0.01	0.01	0.00	
4812C0670	184481	714	J.P. Morgan Money Market Fund	5/27/2021	0.026	10,234,400.00	10,234,400.00	10,234,400.00	0.00	1,328.32			100	0.026	0.026	0.00	
<b>714 Total</b>						<b>120,615,200.00</b>	<b>120,597,385.35</b>	<b>120,607,286.43</b>	<b>0.00</b>	<b>11,426.70</b>							<b>9,901.08</b>
313313UZ9	185668	740	FFCB Disc Note	11/18/2021	0.04	20,000,000.00	19,997,022.22	19,996,800.00	0.00	2,977.78	4/1/2022		99.985	0.04	0.04	-222.22	
313385UZ7	186038	740	FHLB Disc Note	1/6/2022	0.05	5,017,000.00	5,016,407.72	5,016,197.28	0.00	592.28	4/1/2022		99.988	0.05	0.05	-210.44	
313385UZ7	186135	740	FHLB Disc Note	1/20/2022	0.05	17,663,000.00	17,661,258.23	17,660,173.92	0.00	1,741.77	4/1/2022		99.99	0.05	0.05	-1,084.31	
313385UZ7	186136	740	FHLB Disc Note	1/20/2022	0.06	4,030,000.00	4,029,523.12	4,029,355.20	0.00	476.88	4/1/2022		99.988	0.06	0.06	-167.92	
62479MD18	186223	740	MUFG Commercial Paper	2/2/2022	0.12	8,002,000.00	8,000,452.95	7,999,815.45	0.00	1,547.05	4/1/2022		99.981	0.122	0.122	-637.50	
313385UZ7	186237	740	FHLB Disc Note	2/4/2022	0.11	15,002,000.00	14,999,666.36	14,999,599.68	0.00	2,333.64	4/1/2022		99.984	0.1	0.1	-66.68	
313385UZ7	186267	740	FHLB Disc Note	2/10/2022	0.11	12,046,000.00	12,044,159.64	12,044,072.64	0.00	1,840.36	4/1/2022		99.985	0.11	0.11	-87.00	
313385UZ7	186316	740	FHLB Disc Note	2/18/2022	0.11	21,693,000.00	21,690,216.07	21,689,529.12	0.00	2,783.93	4/1/2022		99.987	0.11	0.11	-686.95	
62479MD18	186395	740	MUFG Commercial Paper	3/4/2022	0.12	5,000,000.00	4,999,533.33	4,999,533.33	0.00	466.67	4/1/2022		99.991	0.122	0.122	0.00	
89233HF17	186394	740	Toyota Comm Paper	3/4/2022	0.59	10,015,000.00	10,000,392.01	10,001,029.07	0.00	4,595.77	6/1/2022		99.854	0.599	0.599	637.06	
313385YK6	185942	740	FHLB Disc Note	12/22/2021	0.157	20,000,000.00	19,984,125.56	19,971,860.00	0.00	8,722.22	6/22/2022		99.921	0.157	0.157	-12,265.56	
46640QJ4	186483	740	J.P. Morgan Comm Paper	3/17/2022	1.05	6,715,000.00	6,690,909.94	6,693,303.84	0.00	2,937.81	7/18/2022		99.641	1.068	1.068	2,393.90	
48306BJF3	186553	740	Kaiser Comm Paper	3/28/2022	1.25	2,967,000.00	2,949,383.44	2,947,865.82	0.00	412.08	9/15/2022		99.406	1.275	1.275	-1,517.62	
313313G77	185399	740	FFCB Disc Note	10/14/2021	0.09	10,000,000.00	9,991,425.00	9,949,640.00	0.00	4,225.00	9/22/2022		99.914	0.091	0.091	-41,785.00	
313313J25	185372	740	FFCB Disc Note	10/8/2021	0.07	25,000,000.00	24,982,500.00	24,857,150.00	0.00	8,506.94	10/3/2022		99.93	0.071	0.071	-125,350.00	

**EOM - REPORT WRITER**  
**Investment Inventory**  
**Sorted by Fund**  
**March 31, 2022**

CUSIP	Investment #	Fund Number	Issuer	Purchase Date	Cur Rate	Par Value	Book Value	Market Value	Pur Accr Interest	Accrued Interest	Maturity Date	Call Date	Purchase Price	YTM	YTC	YTW	Unrealized G/L
313385J23	185686	740	FHLB Disc Note	11/19/2021	0.05	13,399,000.00	13,393,082.11	13,322,438.11	0.00	2,475.09	10/3/2022		99.956	0.051		0.051	-70,644.00
313385J23	186451	740	FHLB Disc Note	3/14/2022	0.78	21,796,000.00	21,700,133.93	21,671,457.66	0.00	8,500.44	10/3/2022		99.956	0.799		0.799	-28,676.27
316175108	153349	740	Fidelity Money Market Fund		0.01	7,050,000.00	7,050,000.00	7,050,000.00	0.00	94.52			100	0.01		0.01	0.00
<b>740 Total</b>						<b>225,395,000.00</b>	<b>225,180,191.63</b>	<b>224,899,821.12</b>	<b>0.00</b>	<b>55,230.23</b>							<b>-280,370.51</b>
4497W1D11	186183	741	ING Comm Paper	1/27/2022	0.2	2,009,000.00	2,008,285.69	2,008,712.71	0.00	714.31	4/1/2022		99.964	0.203		0.203	427.02
912796N47	185365	741	U.S. Treasury Bill	10/7/2021	0.056	7,080,000.00	7,077,995.57	7,079,830.08	0.00	1,938.35	4/7/2022		99.972	0.057		0.057	1,834.51
48306BDE2	186552	741	Kaiser Comm Paper	3/28/2022	0.2	2,909,000.00	2,908,725.26	2,908,572.38	0.00	64.64	4/14/2022		99.991	0.203		0.203	-152.88
313313VT2	185185	741	FFCB Disc Note	9/10/2021	0.05	3,000,000.00	2,999,079.17	2,999,745.00	0.00	845.83	4/19/2022		99.969	0.051		0.051	665.83
313589VU4	186137	741	FNMA Disc Note	1/20/2022	0.17	5,071,000.00	5,068,844.83	5,070,543.61	0.00	1,700.19	4/20/2022		99.958	0.17		0.17	1,698.78
3133EMNU2	183574	741	FFCB Callable Bond	1/27/2021	0.1	2,066,000.00	2,065,972.55	2,064,954.60	0.00	883.79	4/27/2022		99.977	0.118		0.118	-1,017.95
313385WW2	185095	741	FHLB Disc Note	8/31/2021	0.05	2,508,000.00	2,507,101.30	2,506,685.81	0.00	741.95	5/16/2022		99.964	0.051		0.051	-415.49
912796H44	184480	741	U.S. Treasury Bill	5/27/2021	0.035	1,027,000.00	1,026,646.60	1,026,659.04	0.00	305.88	5/19/2022		99.966	0.035		0.035	12.44
313385XM3	184863	741	FHLB Disc Note	7/22/2021	0.05	3,521,000.00	3,519,469.34	3,518,542.34	0.00	1,237.24	5/31/2022		99.957	0.051		0.051	-927.00
313385YA8	184607	741	FHLB Disc Note	6/15/2021	0.05	6,560,000.00	6,556,692.67	6,551,780.32	0.00	2,642.22	6/13/2022		99.95	0.051		0.051	-4,912.35
912796J42	184669	741	U.S. Treasury Bill	6/23/2021	0.077	6,011,000.00	6,006,427.13	6,005,734.36	0.00	3,602.09	6/16/2022		99.924	0.078		0.078	-692.77
912796J42	185260	741	U.S. Treasury Bill	9/22/2021	0.05	1,316,000.00	1,315,516.86	1,314,847.18	0.00	345.62	6/16/2022		99.963	0.05		0.05	-669.68
48306BG66	186375	741	Kaiser Comm Paper	3/2/2022	0.6	3,064,000.00	3,057,565.60	3,055,561.74	0.00	1,532.00	7/6/2022		99.979	0.61		0.61	-2,003.86
46640QGJ4	186469	741	J.P. Morgan Comm Paper	3/16/2022	1.15	5,089,000.00	5,068,841.91	5,072,557.44	0.00	2,601.04	7/18/2022		99.604	1.171		1.171	3,715.53
313313D96	185508	741	FFCB Disc Note	10/29/2021	0.11	5,015,000.00	5,010,310.98	4,995,802.58	0.00	2,359.83	8/31/2022		99.907	0.112		0.112	-14,508.40
3133EM5T5	185258	741	FFCB - Bullet	9/22/2021	0.07	5,000,000.00	4,999,857.70	4,980,505.00	0.00	97.22	9/21/2022		99.994	0.076		0.076	-19,352.70
912796M89	185453	741	U.S. Treasury Bill	10/21/2021	0.093	3,717,000.00	3,713,631.99	3,696,824.12	0.00	1,558.91	10/6/2022		99.909	0.095		0.095	-16,807.87
3133EM3C4	185114	741	FFCB - Bullet	9/1/2021	0.1	6,000,000.00	5,999,937.01	5,963,382.00	0.00	2,133.33	11/23/2022		99.998	0.102		0.102	-36,555.01
313313T40	186274	741	FFCB Disc Note	2/11/2022	1.03	5,000,000.00	4,955,938.89	4,954,090.00	0.00	7,009.72	12/16/2022		99.119	1.05		1.05	-1,848.89
3133EMST0	183983	741	FFCB Callable Bond	3/10/2021	0.14	4,265,000.00	4,263,995.95	4,204,215.22	0.00	348.31	3/10/2023	5/10/2022	99.95	0.165	0.183	0.165	-59,780.73
3133EMUH3	184113	741	FFCB - Bullet	3/26/2021	0.125	5,032,000.00	5,031,505.92	4,953,354.87	0.00	139.78	3/23/2023		99.98	0.135		0.135	-78,151.05
3133EMM25	184678	741	FFCB - Bullet	6/24/2021	0.17	2,670,000.00	2,668,834.54	2,629,135.65	0.00	100.87	3/23/2023		99.922	0.215		0.215	-39,698.89
3133EM4P4	185196	741	FFCB - Bullet	9/14/2021	0.15	4,000,000.00	3,999,738.25	3,931,076.00	0.00	2,783.33	4/14/2023		99.99	0.156		0.156	-68,662.25
3134GXHH0	183328	741	FHLMC Disc Note	12/30/2020	0.22	3,629,000.00	3,629,000.00	3,555,360.33	0.00	2,018.13	6/30/2023	6/30/2022	100	0.22	0.22	0.22	-73,639.67
3130ANYM6	185315	741	FHLB - Bullet	9/30/2021	0.125	4,020,000.00	4,011,794.12	3,911,025.84	0.00	460.63	8/28/2023		99.723	0.27		0.27	-100,768.28
3133EL5J9	182169	741	FFCB Callable Bond	9/4/2020	0.3	1,500,000.00	1,500,000.00	1,461,723.00	0.00	375.00	9/1/2023		100	0.3		0.3	-38,277.00
3130AJXD6	185030	741	FHLB - Bullet	8/19/2021	0.125	2,010,000.00	2,007,207.88	1,953,732.06	0.00	160.52	9/8/2023		99.801	0.222		0.222	-53,475.82
3133EMFB3	182715	741	FFCB Callable Bond	11/5/2020	0.29	4,000,000.00	4,000,000.00	3,885,544.00	0.00	4,801.11	11/2/2023	11/1/2022	100	0.29	0.29	0.29	-114,456.00
3130AKKF2	183605	741	FHLB Callable Bond	1/29/2021	0.27	3,000,000.00	3,000,000.00	2,965,290.00	0.00	67.50	3/28/2024		100	0.27		0.27	-34,710.00
3130AMXH0	184712	741	FHLB Callable Bond	6/30/2021	0.6	3,000,000.00	3,000,000.00	2,865,051.00	0.00	4,550.00	12/30/2024		100	0.6		0.6	-134,949.00
3130AN4K3	184864	741	FHLB Step-Up Bond	7/22/2021	0.5	2,000,000.00	2,000,000.00	1,915,310.00	0.00	1,944.44	1/21/2025		100	0.713		0.713	-84,690.00
3130ANGN4	185016	741	FHLB Step-Up Bond	8/18/2021	0.35	3,000,000.00	2,998,765.48	2,870,862.00	0.00	1,254.17	2/18/2025	5/18/2022	99.95	0.698	0.4	0.4	-127,903.48
3130AMQA3	184677	741	FHLB Callable Bond	6/24/2021	0.65	5,000,000.00	5,000,000.00	4,734,915.00	0.00	8,756.94	3/24/2025		100	0.65		0.65	-265,085.00
3130APBQ7	185293	741	FHLB Callable Bond	9/28/2021	0.7	4,000,000.00	3,998,803.33	3,794,340.00	0.00	233.33	3/28/2025	6/28/2022	99.965	0.71	0.747	0.71	-204,463.33
3134GVB31	181324	741	FHLMC Disc Note	5/29/2020	0.75	5,000,000.00	5,000,000.00	4,707,965.00	0.00	12,812.48	5/28/2025		100	0.75		0.75	-292,035.00
3136G4XV0	181645	741	FNMA Callable Bond	6/30/2020	0.73	7,000,000.00	7,000,000.00	6,598,564.00	0.00	12,916.94	6/30/2025		100	0.73		0.73	-401,436.00
3130AMHK1	184478	741	FHLB Callable Bond	5/27/2021	0.75	3,000,000.00	3,000,000.00	2,826,555.00	0.00	7,812.50	8/26/2025	5/26/2022	100	0.75	0.75	0.75	-173,445.00
3135G06B4	182631	741	FNMA Callable Bond	10/28/2020	0.56	3,000,000.00	2,998,928.93	2,795,607.00	0.00	7,420.00	10/22/2025		99.95	0.57		0.57	-203,321.93
3134GXKT0	183449	741	FHLMC Disc Note	1/12/2021	0.55	5,000,000.00	5,000,000.00	4,671,130.00	0.00	6,034.72	1/12/2026		100	0.55		0.55	-328,870.00
3130ALJT2	183964	741	FHLB Step-Up Bond	3/9/2021	0.5	3,000,000.00	3,000,000.00	2,837,892.00	0.00	916.67	3/9/2026		100	0.5		0.5	-162,108.00
3130ALKB9	184034	741	FHLB Step-Up Bond	3/17/2021	0.75	3,000,000.00	3,000,000.00	2,842,428.00	0.00	875.00	3/17/2026		100	0.75		0.75	-157,572.00
3130ALM27	184071	741	FHLB Step-Up Bond	3/23/2021	0.5	3,000,000.00	3,000,000.00	2,839,740.00	0.00	333.33	3/23/2026	9/23/2022	100	0.475	0.417	0.417	-160,260.00
3130ALPQ1	184125	741	FHLB Step-Up Bond	3/30/2021	0.5	1,075,000.00	1,075,000.00	1,023,823.55	0.00	14.93	3/30/2026		100	0.75		0.5	-51,176.45
3130AM7K2	184396	741	FHLB Step-Up Bond	5/6/2021	0.75	2,505,000.00	2,503,974.40	2,373,289.60	0.00	7,880.31	4/30/2026	4/30/2022	99.95	1.008	0.801	0.801	-130,684.80
3130APDK8	185317	741	FHLB Callable Bond	9/30/2021	1.1	2,000,000.00	2,000,000.00	1,881,944.00	0.00	61.11	9/30/2026	6/30/2022	100	1.1	1.1	1.1	-118,056.00
316175108	152295	741	Fidelity Money Market Fund		0.01	54,214.00	54,214.00	54,214.00	0.00	31.09			100	0.01		0.01	0.00
<b>741 Total</b>						<b>164,723,214.00</b>	<b>160,859,603.85</b>	<b>160,859,417.43</b>	<b>0.00</b>	<b>117,417.30</b>							<b>-3,749,186.42</b>
316175108	164540	742	Fidelity Money Market Fund	1/1/2020	0.013	56,000.00	56,000.00	56,000.00	0.00	2.94			100	0.013		0.013	0.00
<b>742 Total</b>						<b>56,000.00</b>	<b>56,000.00</b>	<b>56,000.00</b>	<b>0.00</b>	<b>2.94</b>							<b>0.00</b>
825252869	151209	756	Invesco Money Market Fund		0.01	0.00	0.00	0.00	0.00	0.00			100	0.01		0.01	0.00
09248U700	184144	756															

**EOM - REPORT WRITER**  
**Investment Inventory**  
**Sorted by Fund**  
**March 31, 2022**

CUSIP	Investment #	Fund Number	Issuer	Purchase Date	Cur Rate	Par Value	Book Value	Market Value	Pur Accr Interest	Accrued Interest	Maturity Date	Call Date	Purchase Price	YTM	YTC	YTW	Unrealized G/L
313385VE3	185370	760	FHLB Disc Note	10/8/2021	0.053	5,107,000.00	5,105,646.64	5,106,877.43	0.00	1,315.77	4/6/2022		99.973	0.054	0.054	1,230.79	
912796P29	185586	760	U.S. Treasury Bill	11/9/2021	0.051	175,500.00	175,461.59	175,491.05	0.00	35.21	4/14/2022		99.978	0.051	0.051	29.46	
313385VS2	186104	760	FHLB Disc Note	1/18/2022	0.14	8,023,000.00	8,020,191.95	8,022,358.16	0.00	2,277.64	4/18/2022		99.965	0.14	0.14	2,166.21	
313313WG9	185371	760	FFCB Disc Note	10/8/2021	0.06	5,000,000.00	4,998,283.33	4,998,195.00	0.00	1,458.34	5/2/2022		99.966	0.061	0.061	-88.33	
912796H44	184470	760	U.S. Treasury Bill	5/26/2021	0.037	3,146,000.00	3,144,833.06	3,144,955.53	0.00	1,010.48	5/19/2022		99.963	0.038	0.038	122.47	
912796H44	184476	760	U.S. Treasury Bill	5/27/2021	0.04	257,000.00	256,898.82	256,914.68	0.00	87.58	5/19/2022		99.961	0.04	0.04	15.86	
912796H44	184543	760	U.S. Treasury Bill	6/3/2021	0.042	62,000.00	61,974.56	61,979.42	0.00	21.95	5/19/2022		99.959	0.043	0.043	4.86	
313313YD4	184836	760	FFCB Disc Note	7/16/2021	0.07	2,000,000.00	1,998,697.22	1,997,392.00	0.00	1,007.22	6/16/2022		99.935	0.071	0.071	-1,305.22	
912796J42	185209	760	U.S. Treasury Bill	9/15/2021	0.06	210,000.00	209,904.90	209,816.04	0.00	68.72	6/16/2022		99.955	0.06	0.06	-88.86	
912796J42	185222	760	U.S. Treasury Bill	9/16/2021	0.057	916,200.00	915,803.97	915,397.41	0.00	285.78	6/16/2022		99.957	0.058	0.058	-406.56	
912796J42	185246	760	U.S. Treasury Bill	9/21/2021	0.05	1,689,000.00	1,688,371.32	1,687,520.44	0.00	450.40	6/16/2022		99.963	0.051	0.051	-850.88	
313313YZ5	185068	760	FFCB Disc Note	8/26/2021	0.07	5,000,000.00	4,996,947.22	4,989,885.00	0.00	2,119.45	7/6/2022		99.939	0.071	0.071	-7,062.22	
912796K57	184902	760	U.S. Treasury Bill	7/30/2021	0.06	2,078,000.00	2,076,791.30	2,074,353.11	0.00	848.51	7/14/2022		99.942	0.061	0.061	-2,438.19	
48306BGE9	186575	760	Kaiser Comm Paper	3/31/2022	1	99,000.00	98,711.25	98,694.19	0.00	2.75	7/14/2022		99.708	1.017	1.017	-17.06	
3133EMPR7	183727	760	FFCB - Bullet	2/11/2021	0.1	2,843,000.00	2,843,000.00	2,835,338.12	0.00	465.94	8/2/2022		100	0.1	0.1	-7,661.88	
3133EMPR7	183937	760	FFCB - Bullet	3/4/2021	0.1	3,259,000.00	3,259,000.00	3,250,217.00	0.00	534.11	8/2/2022		100	0.1	0.1	-8,783.00	
912796L64	185313	760	U.S. Treasury Bill	9/30/2021	0.068	115,000.00	114,931.37	114,650.06	0.00	39.87	8/11/2022		99.94	0.069	0.069	-281.31	
78009BHJ4	186315	760	Royal Bank of Canada Comm Paper	2/18/2022	0.76	6,880,000.00	6,853,710.76	6,843,130.08	0.00	6,100.27	8/18/2022		99.618	0.774	0.774	-10,580.68	
912796T41	186481	760	U.S. Treasury Bill	3/17/2022	0.725	138,800.00	138,369.35	138,348.07	0.00	41.95	8/18/2022		99.69	0.738	0.738	-21.28	
313313D96	185507	760	FFCB Disc Note	10/29/2021	0.11	5,005,000.00	5,000,320.33	4,985,840.86	0.00	2,355.13	8/31/2022		99.907	0.112	0.112	-14,479.47	
912796M71	185307	760	U.S. Treasury Bill	9/30/2021	0.071	5,046,000.00	5,042,576.91	5,025,447.64	0.00	1,826.31	9/8/2022		99.932	0.072	0.072	-17,129.27	
313313F78	185334	760	FFCB Disc Note	10/4/2021	0.09	4,000,000.00	3,996,550.00	3,980,780.00	0.00	1,790.00	9/14/2022		99.914	0.091	0.091	-15,770.00	
3133EMK68	184609	760	FFCB - Bullet	6/16/2021	0.08	2,058,000.00	2,058,000.00	2,050,393.63	0.00	68.60	9/16/2022		100	0.08	0.08	-7,606.37	
3133EMST5	185261	760	FFCB - Bullet	9/22/2021	0.07	2,555,000.00	2,554,927.28	2,545,038.06	0.00	49.68	9/21/2022		99.994	0.076	0.076	-9,889.22	
46640QJ51	186338	760	J.P. Morgan Comm Paper	2/24/2022	0.9	732,000.00	728,083.80	726,747.90	0.00	658.80	9/26/2022		99.465	0.917	0.917	-1,335.90	
313385J23	186078	760	FHLB Disc Note	1/12/2022	0.22	4,846,000.00	4,838,181.79	4,818,309.96	0.00	2,339.54	10/3/2022		99.839	0.223	0.223	-19,871.83	
46640QK34	186385	760	J.P. Morgan Comm Paper	3/3/2022	1.05	7,553,000.00	7,505,856.69	7,495,438.59	0.00	6,388.58	10/3/2022		99.376	1.07	1.07	-10,418.10	
78009BK35	186398	760	Royal Bank of Canada Comm Paper	3/7/2022	1.1	15,172,000.00	15,074,646.33	15,052,611.53	0.00	11,589.72	10/3/2022		99.358	1.122	1.122	-22,034.80	
313385J49	186429	760	FHLB Disc Note	3/10/2022	0.74	1,992,000.00	1,983,442.15	1,980,494.21	0.00	900.83	10/5/2022		99.57	0.758	0.758	-2,947.94	
313385J49	186532	760	FHLB Disc Note	3/24/2022	0.92	704,000.00	700,491.73	699,933.70	0.00	143.93	10/5/2022		99.502	0.944	0.944	-558.03	
912796M89	185361	760	U.S. Treasury Bill	10/7/2021	0.087	6,000,000.00	5,994,722.00	5,967,432.00	0.00	2,552.00	10/6/2022		99.912	0.088	0.088	-27,290.00	
912796M89	185397	760	U.S. Treasury Bill	10/14/2021	0.09	5,197,000.00	5,192,361.68	5,168,790.68	0.00	2,195.73	10/6/2022		99.911	0.091	0.091	-23,571.00	
912796M89	185447	760	U.S. Treasury Bill	10/21/2021	0.093	778,000.00	777,300.34	773,777.02	0.00	323.84	10/6/2022		99.91	0.094	0.094	-3,523.32	
912796M89	185498	760	U.S. Treasury Bill	10/28/2021	0.126	311,000.00	310,627.53	309,311.89	0.00	168.32	10/6/2022		99.88	0.128	0.128	-1,315.64	
912796M89	185557	760	U.S. Treasury Bill	11/4/2021	0.124	364,000.00	363,578.73	362,024.21	0.00	185.56	10/6/2022		99.884	0.126	0.126	-1,554.52	
912796M89	185608	760	U.S. Treasury Bill	11/12/2021	0.125	5,432,000.00	5,425,833.35	5,402,515.10	0.00	2,632.11	10/6/2022		99.886	0.126	0.126	-23,318.25	
912796M89	185661	760	U.S. Treasury Bill	11/18/2021	0.123	73,000.00	72,920.01	72,603.76	0.00	33.29	10/6/2022		99.89	0.124	0.124	-316.25	
912796M89	185805	760	U.S. Treasury Bill	12/2/2021	0.184	1,360,000.00	1,357,859.06	1,352,617.92	0.00	834.13	10/6/2022		99.843	0.187	0.187	-5,241.14	
912796M89	185940	760	U.S. Treasury Bill	12/22/2021	0.205	2,613,000.00	2,608,714.68	2,598,816.64	0.00	1,487.96	10/6/2022		99.836	0.208	0.208	-9,898.04	
912796M89	185949	760	U.S. Treasury Bill	12/30/2021	0.205	397,000.00	396,351.18	394,845.08	0.00	223.81	10/6/2022		99.837	0.208	0.208	-1,506.10	
912796M89	185985	760	U.S. Treasury Bill	12/30/2021	0.245	1,008,000.00	1,006,079.20	1,002,528.58	0.00	631.12	10/6/2022		99.809	0.249	0.249	-3,550.62	
912796M89	185986	760	U.S. Treasury Bill	12/30/2021	0.2	63,000.00	62,902.00	62,658.04	0.00	32.20	10/6/2022		99.844	0.203	0.203	-243.96	
912796M89	186030	760	U.S. Treasury Bill	1/6/2022	0.286	103,000.00	102,776.53	102,440.92	0.00	69.58	10/6/2022		99.783	0.291	0.291	-335.61	
912796M89	186088	760	U.S. Treasury Bill	1/13/2022	0.324	6,929,000.00	6,912,437.57	6,891,389.39	0.00	4,856.65	10/6/2022		99.761	0.329	0.329	-21,048.18	
912796M89	186103	760	U.S. Treasury Bill	1/18/2022	0.384	7,000,000.00	6,980,537.38	6,962,004.00	0.00	5,443.57	10/6/2022		99.722	0.39	0.39	-18,533.38	
912796M89	186142	760	U.S. Treasury Bill	1/21/2022	0.416	472,000.00	470,592.47	469,437.98	0.00	381.89	10/6/2022		99.702	0.423	0.423	-1,154.49	
912796M89	186161	760	U.S. Treasury Bill	1/25/2022	0.433	6,519,000.00	6,499,084.09	6,483,614.87	0.00	5,175.00	10/6/2022		99.694	0.44	0.44	-15,469.22	
912796M89	186229	760	U.S. Treasury Bill	2/3/2022	0.499	469,000.00	467,407.93	466,454.27	0.00	370.40	10/6/2022		99.661	0.507	0.507	-953.66	
912796M89	186240	760	U.S. Treasury Bill	2/7/2022	0.591	10,038,000.00	9,998,298.93	9,983,513.74	0.00	8,730.94	10/6/2022		99.604	0.601	0.601	-14,785.19	
912796M89	186265	760	U.S. Treasury Bill	2/10/2022	0.689	4,891,000.00	4,868,711.52	4,864,451.65	0.00	4,682.45	10/6/2022		99.544	0.701	0.701	-4,259.87	
912796M89	186308	760	U.S. Treasury Bill	2/17/2022	0.719	820,000.00	816,217.39	815,549.04	0.00	704.12	10/6/2022		99.539	0.732	0.732	-668.35	
912796M89	186488	760	U.S. Treasury Bill	3/18/2022	0.777	7,849,500.00	7,815,268.68	7,806,892.91	0.00	2,372.47	10/6/2022		99.564	0.791	0.791	-8,375.77	
3133EMX56	184898	760	FFCB - Bullet	7/29/2021	0.1	2,675,000.00	2,675,000.00	2,662,117.20	0.00	1,136.88	10/28/2022		100	0.1	0.1	-12,882.80	
912796T33	186504	760	U.S. Treasury Bill	3/22/2022	1.285	6,776,100.00	6,694,348.24	6,689,047.44	0.00	2,418.69	2/23/2023		98.794	1.315	1.315	-5,300.80	
3137EAEW5	186490	760	FHLMC Disc Note	3/18/2022	0.25	5,000,000.00	4,894,459.77	4,865,520.00	347.22	798.61	9/8/2023		97.829	1.75	1.75	-28,939.77	
3133EMBS0	186491	760	FFCB - Bullet	3/18/2022	0.2	1,075,000.00	1,050,450.38	1,045,916.95	991.39	1,069.03	10/2/2023		97.567	1.81	1.81	-4,533.43	



**EOM - REPORT WRITER**  
**Investment Inventory**  
**Sorted by Fund**  
**March 31, 2022**

CUSIP	Investment #	Fund Number	Issuer	Purchase Date	Cur Rate	Par Value	Book Value	Market Value	Pur Accr Interest	Accrued Interest	Maturity Date	Call Date	Purchase Price	YTM	YTC	YTW	Unrealized G/L
313385VC7	186358	1053	FHLB Disc Note	2/28/2022	0.09	2,000,000.00	1,999,825.00	1,999,972.00	0.00	160.00	4/4/2022		99.991	0.09		0.09	147.00
313385VD5	186468	1053	FHLB Disc Note	3/16/2022	0.23	1,198,000.00	1,197,846.92	1,197,977.24	0.00	122.46	4/5/2022		99.987	0.23		0.23	130.32
313385VG8	186399	1053	FHLB Disc Note	3/7/2022	0.11	2,002,000.00	2,001,804.25	2,001,933.93	0.00	152.93	4/8/2022		99.99	0.11		0.11	129.68
07287DDJ6	186320	1053	Baylor Univ Comm Paper	2/22/2022	0.37	2,000,000.00	1,998,869.44	1,999,676.00	0.00	781.11	4/18/2022		99.943	0.375		0.375	806.56
07287DDJ6	186365	1053	Baylor Univ Comm Paper	3/1/2022	0.38	1,500,000.00	1,499,240.00	1,499,757.00	0.00	490.83	4/18/2022		99.949	0.385		0.385	517.00
313385VZ6	186498	1053	FHLB Disc Note	3/21/2022	0.18	3,397,000.00	3,396,405.53	3,396,616.14	0.00	186.83	4/25/2022		99.983	0.18		0.18	210.61
313385WB8	186577	1053	FHLB Disc Note	3/31/2022	0.12	2,000,000.00	1,999,820.00	1,999,754.00	0.00	6.67	4/27/2022		99.991	0.12		0.12	-66.00
912796P37	186551	1053	U.S. Treasury Bill	3/28/2022	0.158	3,001,000.00	3,000,592.99	3,000,759.92	0.00	52.52	4/28/2022		99.986	0.16		0.16	166.93
316175108	151232	1053	Fidelity Money Market Fund		0.01	5,193,060.00	5,193,060.00	5,193,060.00	0.00	266.54			100	0.01		0.01	0.00
		<b>1053 Total</b>				<b>22,291,060.00</b>	<b>22,287,464.13</b>	<b>22,289,506.23</b>	<b>0.00</b>	<b>2,219.89</b>							<b>2,042.10</b>
316175108	151233	1055	Fidelity Money Market Fund	11/1/2019	0.01	856,500.00	856,500.00	856,500.00	0.00	41.52			100	0.01		0.01	0.00
		<b>1055 Total</b>				<b>856,500.00</b>	<b>856,500.00</b>	<b>856,500.00</b>	<b>0.00</b>	<b>41.52</b>							<b>0.00</b>
316175108	151234	1056	Fidelity Money Market Fund		0.01	3,786,519.00	3,786,519.00	3,786,519.00	0.00	194.35			100	0.01		0.01	0.00
		<b>1056 Total</b>				<b>3,786,519.00</b>	<b>3,786,519.00</b>	<b>3,786,519.00</b>	<b>0.00</b>	<b>194.35</b>							<b>0.00</b>
316175108	174990	1069	Fidelity Money Market Fund		0.01	0.00	0.00	0.00	0.00	0.00			100	0.01		0.01	0.00
		<b>1069 Total</b>				<b>0.00</b>	<b>0.00</b>	<b>0.00</b>	<b>0.00</b>	<b>0.00</b>							<b>0.00</b>
313589VE0	186147	1073	FNMA Disc Note	1/21/2022	0.1	128,000.00	127,973.33	127,996.93	0.00	24.89	4/6/2022		99.979	0.1		0.1	23.60
313385VE3	186255	1073	FHLB Disc Note	2/9/2022	0.134	5,726,000.00	5,724,806.45	5,725,862.58	0.00	1,086.98	4/6/2022		99.979	0.134		0.134	1,056.13
912796T82	186292	1073	U.S. Treasury Bill	2/16/2022	0.181	4,888,000.00	4,886,648.33	4,887,789.82	0.00	1,081.34	4/12/2022		99.972	0.184		0.184	1,141.49
912796T82	186531	1073	U.S. Treasury Bill	3/24/2022	0.12	507,400.00	507,367.86	507,378.18	0.00	13.53	4/12/2022		99.994	0.122		0.122	10.32
313385VU7	186294	1073	FHLB Disc Note	2/16/2022	0.18	5,001,000.00	4,999,424.68	5,000,549.91	0.00	1,100.22	4/20/2022		99.968	0.18		0.18	1,125.23
313385WB8	186326	1073	FHLB Disc Note	2/23/2022	0.18	3,301,000.00	3,299,960.19	3,300,593.98	0.00	610.68	4/27/2022		99.969	0.18		0.18	633.79
313385WB8	186578	1073	FHLB Disc Note	3/31/2022	0.12	128,000.00	127,988.48	127,984.26	0.00	0.43	4/27/2022		99.991	0.12		0.12	-4.22
89233HE42	186364	1073	Toyota Comm Paper	3/1/2022	0.36	4,664,000.00	4,661,015.04	4,661,369.50	0.00	1,445.84	5/4/2022		99.936	0.365		0.365	354.46
912796U80	186418	1073	U.S. Treasury Bill	3/9/2022	0.24	6,151,000.00	6,148,457.59	6,149,775.95	0.00	943.15	5/10/2022		99.959	0.243		0.243	1,318.36
313385WR3	186465	1073	FHLB Disc Note	3/16/2022	0.3	3,971,000.00	3,969,146.87	3,969,149.51	0.00	529.47	5/11/2022		99.953	0.3		0.3	2.64
313385WY8	186510	1073	FHLB Disc Note	3/23/2022	0.16	5,246,000.00	5,244,694.33	5,243,130.44	0.00	209.84	5/18/2022		99.975	0.16		0.16	-1,563.89
313589XF5	186564	1073	FNMA Disc Note	3/30/2022	0.29	3,704,000.00	3,702,329.08	3,702,329.08	0.00	59.68	5/25/2022		99.955	0.29		0.29	0.00
316175108	177169	1073	Fidelity Money Market Fund		0.01	0.00	0.00	0.00	0.00	0.00			100	0.01		0.01	0.00
09248U700	184163	1073	BlackRock Money Market Fund	3/30/2021	0.035	0.00	0.00	0.00	0.00	0.00			100	0.035		0.035	0.00
4812C0670	184482	1073	J.P. Morgan Money Market Fund	5/27/2021	0.026	4,788,700.00	4,788,700.00	4,788,700.00	0.00	521.87			100	0.026		0.026	0.00
		<b>1073 Total</b>				<b>48,204,100.00</b>	<b>48,188,512.23</b>	<b>48,192,610.14</b>	<b>0.00</b>	<b>7,627.92</b>							<b>4,097.91</b>
316175108	177170	1074	Fidelity Money Market Fund		0.214	0.00	0.00	0.00	0.00	0.00			100	0.214		0.214	0.00
		<b>1074 Total</b>				<b>0.00</b>	<b>0.00</b>	<b>0.00</b>	<b>0.00</b>	<b>0.00</b>							<b>0.00</b>
316175108	177171	1075	Fidelity Money Market Fund		0.01	0.00	0.00	0.00	0.00	0.00			100	0.01		0.01	0.00
		<b>1075 Total</b>				<b>0.00</b>	<b>0.00</b>	<b>0.00</b>	<b>0.00</b>	<b>0.00</b>							<b>0.00</b>
316175108	177172	1076	Fidelity Money Market Fund		0.01	0.00	0.00	0.00	0.00	0.00			100	0.01		0.01	0.00
		<b>1076 Total</b>				<b>0.00</b>	<b>0.00</b>	<b>0.00</b>	<b>0.00</b>	<b>0.00</b>							<b>0.00</b>
316175108	178593	1077	Fidelity Money Market Fund		0.013	0.00	0.00	0.00	0.00	0.00			100	0.013		0.013	0.00
		<b>1077 Total</b>				<b>0.00</b>	<b>0.00</b>	<b>0.00</b>	<b>0.00</b>	<b>0.00</b>							<b>0.00</b>
316175108	178594	1078	Fidelity Money Market Fund		0.009	0.00	0.00	0.00	0.00	0.00			100	0.009		0.009	0.00
		<b>1078 Total</b>				<b>0.00</b>	<b>0.00</b>	<b>0.00</b>	<b>0.00</b>	<b>0.00</b>							<b>0.00</b>
316175108	178595	1079	Fidelity Money Market Fund		0.01	0.00	0.00	0.00	0.00	0.00			100	0.01		0.01	0.00
		<b>1079 Total</b>				<b>0.00</b>	<b>0.00</b>	<b>0.00</b>	<b>0.00</b>	<b>0.00</b>							<b>0.00</b>
09248U700	183245	1082	BlackRock Money Market Fund	12/17/2020	0.026	0.00	0.00	0.00	0.00	5.98			100	0.026		0.026	0.00
		<b>1082 Total</b>				<b>0.00</b>	<b>0.00</b>	<b>0.00</b>	<b>0.00</b>	<b>5.98</b>							<b>0.00</b>
09248U700	183246	1083	BlackRock Money Market Fund	12/17/2020	0.026	0.00	0.00	0.00	0.00	2.50			100	0.026		0.026	0.00
		<b>1083 Total</b>				<b>0.00</b>	<b>0.00</b>	<b>0.00</b>	<b>0.00</b>	<b>2.50</b>							<b>0.00</b>
9AMMF05B2	184160	1084	U.S. Bank Interest Bearing Acct	12/15/2020	0.01	0.00	0.00	0.00	0.00	0.00			100	0.01		0.01	0.00
316175108	184180	1084	Fidelity Money Market Fund	4/5/2021	0.01	0.00	0.00	0.00	0.00	0.00			100	0.01		0.01	0.00
		<b>1084 Total</b>				<b>0.00</b>	<b>0.00</b>	<b>0.00</b>	<b>0.00</b>	<b>0.00</b>							<b>0.00</b>
912796R35	186150	1085	U.S. Treasury Bill	1/24/2022	0.24	7,223,000.00	7,216,451.15	7,217,806.66	0.00	3,226.27	6/9/2022		99.909	0.244		0.244	1,355.51
912796J42	186182	1085	U.S. Treasury Bill	1/27/2022	0.285	1,000.00	998.89	999.12	0.00	0.51	6/16/2022		99.889	0.289		0.289	0.23
912796R43	186003	1085	U.S. Treasury Bill	1/3/2022	0.168	4,114,000.00	4,110,713.12	4,109,577.45	0.00	1,691.49	6/23/2022		99.92	0.171		0.171	-1,135.67
912796R43	186008	1085	U.S. Treasury Bill	1/4/2022	0.171	3,112,000.00	3,109,488.53	3,108,654.60	0.00	1,285.28	6/23/2022		99.919	0.173		0.173	-833.93
912796P94	186439	1085	U.S. Treasury Bill	3/11/2022	0.845	7,181,400.00	7,136,730.69	7,127,309.70	0.00	3,539.83	12/1/2022		99.378	0.861		0.861	-9,420.99

**EOM - REPORT WRITER**  
**Investment Inventory**  
**Sorted by Fund**  
**March 31, 2022**

CUSIP	Investment #	Fund Number	Issuer	Purchase Date	Cur Rate	Par Value	Book Value	Market Value	Pur Accr Interest	Accrued Interest	Maturity Date	Call Date	Purchase Price	YTM	YTC	YTW	Unrealized G/L
316175108	184072	1085	Fidelity Money Market Fund	10/1/2020	0.01	0.00	0.00	0.00	0.00	19.55			100	0.01		0.01	0.00
<b>1085 Total</b>							<b>21,631,400.00</b>	<b>21,574,382.38</b>	<b>21,564,347.53</b>	<b>0.00</b>	<b>9,762.93</b>						<b>-10,034.85</b>
912796R68	186037	1086	U.S. Treasury Bill	1/6/2022	0.225	7,010,000.00	7,002,026.13	6,999,141.51	0.00	3,724.06	7/7/2022		99.886	0.228		0.228	-2,884.62
3133EMUU4	184143	1086	FFCB - Bullet	3/31/2021	0.12	2,000,000.00	1,999,880.60	1,983,612.00	0.00	813.33	11/29/2022		99.985	0.129		0.129	-16,268.60
912796P94	186128	1086	U.S. Treasury Bill	1/20/2022	0.462	3,793,000.00	3,777,676.75	3,764,431.12	0.00	3,453.81	12/1/2022		99.596	0.47		0.47	-13,245.63
316175108	184073	1086	Fidelity Money Market Fund	10/1/2020	0.01	2,000.00	2,000.00	2,000.00	0.00	0.10			100	0.01		0.01	0.00
<b>1086 Total</b>							<b>12,805,000.00</b>	<b>12,781,583.48</b>	<b>12,749,184.63</b>	<b>0.00</b>	<b>7,991.30</b>						<b>-32,398.85</b>
316175108	184074	1087	Fidelity Money Market Fund	10/1/2020	0.01	0.00	0.00	0.00	0.00	0.00			100	0.01		0.01	0.00
<b>1087 Total</b>							<b>0.00</b>	<b>0.00</b>	<b>0.00</b>	<b>0.00</b>	<b>0.00</b>						<b>0.00</b>
313385VM5	186573	1088	FHLB Disc Note	3/31/2022	0.12	3,000,000.00	2,999,870.00	2,999,829.00	0.00	10.00	4/13/2022		99.996	0.12		0.12	-41.00
09248U700	184076	1088	BlackRock Money Market Fund	3/18/2021	0.025	7,235,340.00	7,235,340.00	7,235,340.00	0.00	314.84			100	0.025		0.025	0.00
<b>1088 Total</b>							<b>10,235,340.00</b>	<b>10,235,210.00</b>	<b>10,235,169.00</b>	<b>0.00</b>	<b>324.84</b>						<b>-41.00</b>
09248U700	184077	1089	BlackRock Money Market Fund	3/18/2021	0.035	0.00	0.00	0.00	0.00	0.00			100	0.035		0.035	0.00
316175108	184191	1089	Fidelity Money Market Fund	4/6/2021	0.01	0.00	0.00	0.00	0.00	0.00			100	0.01		0.01	0.00
<b>1089 Total</b>							<b>0.00</b>	<b>0.00</b>	<b>0.00</b>	<b>0.00</b>	<b>0.00</b>						<b>0.00</b>
<b>Grand Total</b>						<b>8,227,634,525.34</b>	<b>8,219,850,751.83</b>	<b>8,162,601,857.13</b>	<b>1,338.61</b>	<b>3,871,786.76</b>							<b>-57,248,894.70</b>