



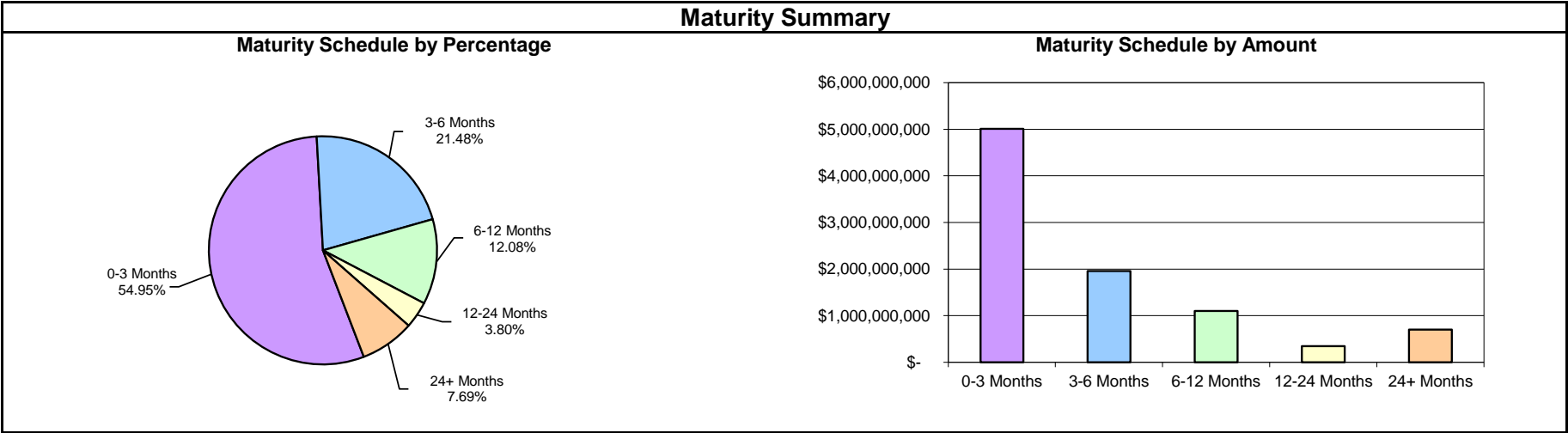
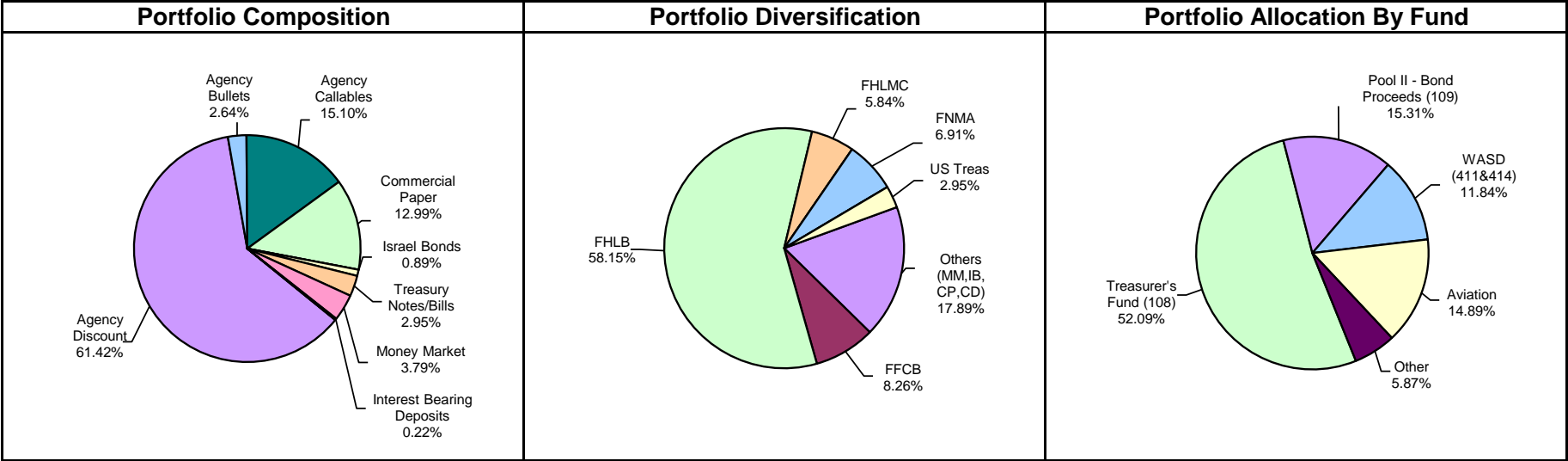
Monthly Summary Investment Report

For the Period Ended

March 31, 2023



**Miami-Dade County
Total Portfolio Summary
March 31, 2023**



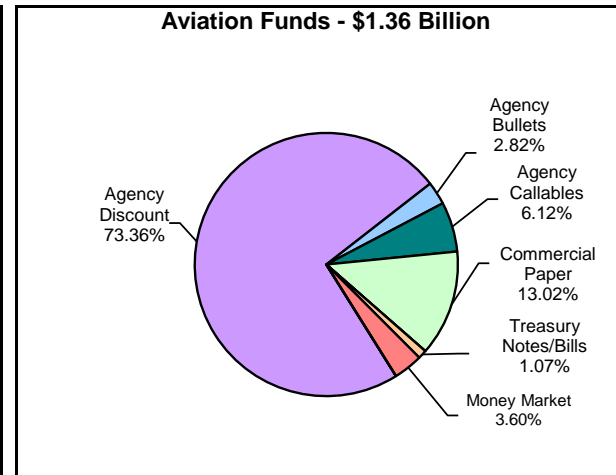
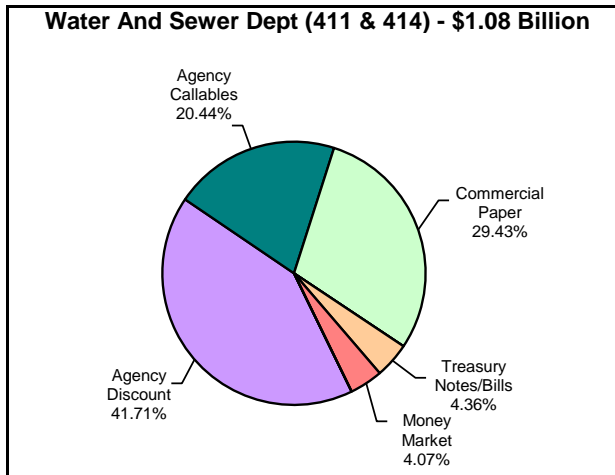
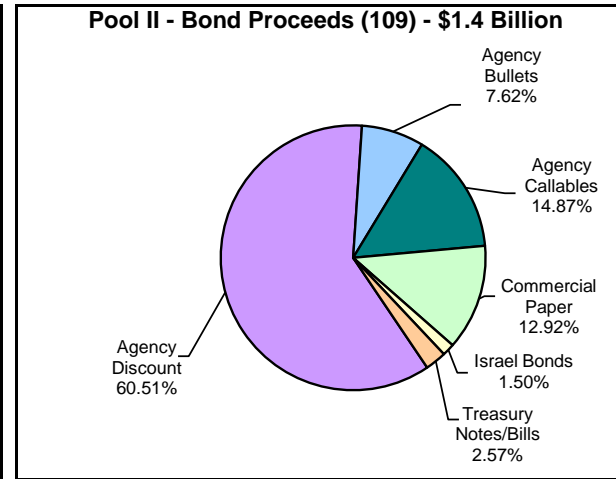
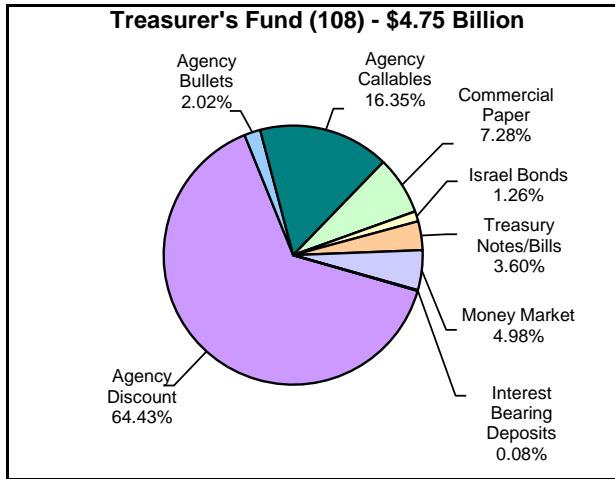
**Miami-Dade County
Summary Statement
March 31, 2023**

Portfolio Summary					
	Current 3/31/2023	Previous Month 2/28/2023	Change from Prior Month	Previous Quarter 12/31/2022	Change from Prior Quarter
Par Value	\$ 9,260,096,630.41	\$ 9,240,510,397.51	\$ 19,586,232.90	\$ 9,769,831,106.33	\$ (509,734,475.92)
Book Value	\$ 9,116,864,710.15	\$ 9,099,734,720.50	\$ 17,129,989.65	\$ 9,660,384,647.11	\$ (543,519,936.96)
Market Value	\$ 9,114,277,613.02	\$ 9,065,327,911.18	\$ 48,949,701.84	\$ 9,607,209,008.20	\$ (492,931,395.18)
Market Value as a % of Book Value	99.97%	99.62%	0.35%	99.45%	0.52%
Accrued Interest	\$ 77,313,909.01	\$ 69,381,097.63	\$ 7,932,811.38	\$ 47,688,702.28	\$ 29,625,206.73
Total Value (Market Value+ Accrued Interest)	\$ 9,191,591,522.03	\$ 9,134,709,008.81	\$ 56,882,513.22	\$ 9,654,897,710.48	\$ (463,306,188.45)
Interest Earned (Current Month)	\$ 31,724,941.57	\$ 28,947,294.84	\$ 2,777,646.73	\$ 31,264,249.46	\$ 460,692.11
Interest Earned Fiscal YTD (10/1 - 9/30)	\$ 161,469,228.31	\$ 129,744,612.57	\$ 31,724,615.74	\$ 69,553,198.59	\$ 91,916,029.72
Unrealized Gain (Loss)	\$ (2,587,097.13)	\$ (34,406,809.32)	\$ 31,819,712.19	\$ (53,175,638.91)	\$ 50,588,541.78
Weighted Average Days to Maturity	169	170.0	-1.0	160.0	9.0
Weighted Average Days to Call	86.0	83.0	3.0	78.0	8.0
Yield to Maturity	4.18%	4.03%	0.15%	3.71%	0.47%
Earned Income Yield for Period	4.13%	4.04%	0.09%	3.58%	0.55%
Earned Income Yield for Year to Date	3.59%	3.48%	0.11%	3.17%	0.42%

Yield Maturity Breakdown	Policy Compliance															
	Security Type	% Limit	Current %	Result												
<p>Yield Maturity Breakdown Data:</p> <table border="1"> <tr><th>Term</th><th>Yield</th></tr> <tr><td>0-3 Months</td><td>4.42%</td></tr> <tr><td>3-6 Months</td><td>4.67%</td></tr> <tr><td>6-12 Months</td><td>4.76%</td></tr> <tr><td>12-24 Months</td><td>2.52%</td></tr> <tr><td>24+ Months</td><td>0.89%</td></tr> </table>	Term	Yield	0-3 Months	4.42%	3-6 Months	4.67%	6-12 Months	4.76%	12-24 Months	2.52%	24+ Months	0.89%	Treasuries	100%	2.95%	PASS
	Term	Yield														
	0-3 Months	4.42%														
	3-6 Months	4.67%														
	6-12 Months	4.76%														
12-24 Months	2.52%															
24+ Months	0.89%															
Agencies	100%	64.06%	PASS													
Agency Callables	25%	15.10%	PASS													
Commercial Paper	50%	12.99%	PASS													
-CP Single Issuer Max	5%	3.12%	PASS													
Israel Bonds	3%	0.89%	PASS													
Time Deposits	20%	0.00%	PASS													
SBA/Investment Pools	50%	0.00%	PASS													
Money Market Funds	30%	3.79%	PASS													
Interest Bearing Deposit	20%	0.22%	PASS													
Open/Closed End Funds	5%	0.00%	PASS													

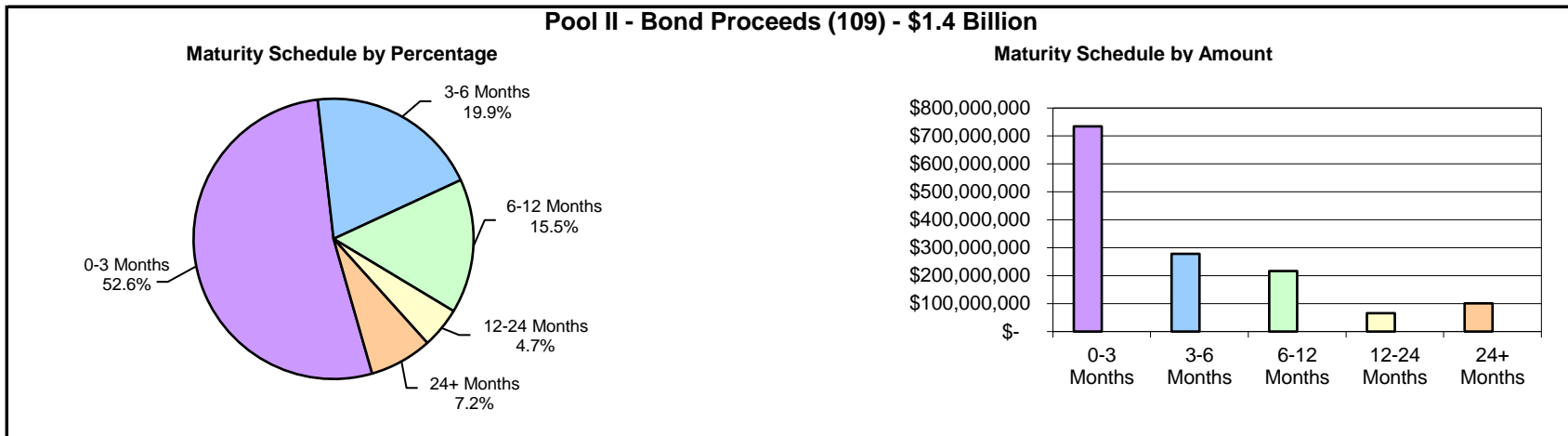
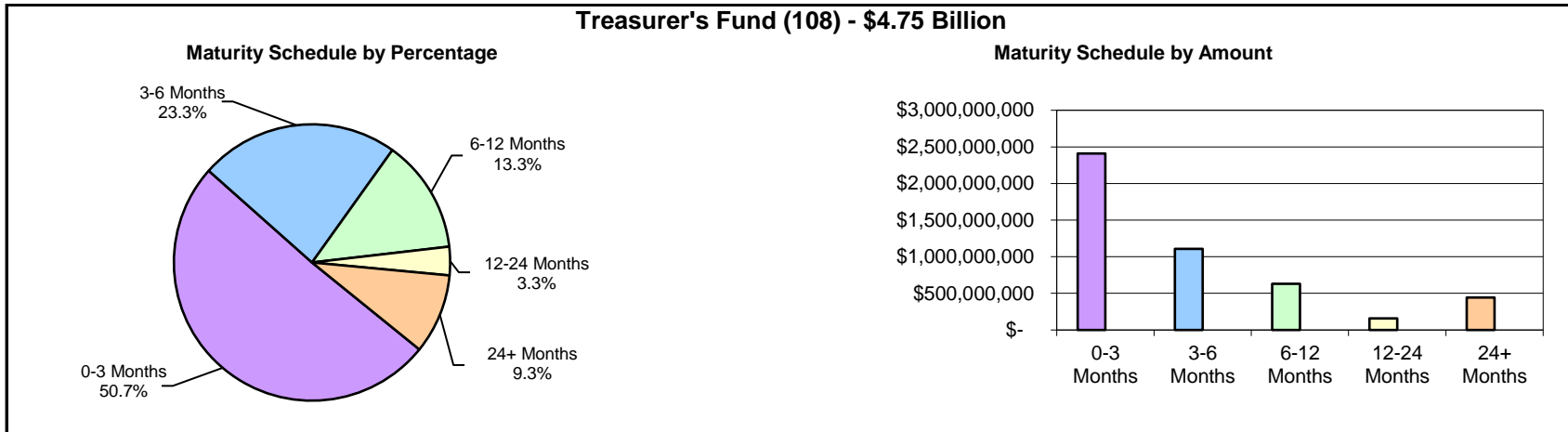
Note: The County currently holds \$248.1 million in cash deposits with Wells Fargo Bank. They are not included in the investment portfolio data presented here.

**Miami-Dade County
Portfolio Composition
March 31, 2023**

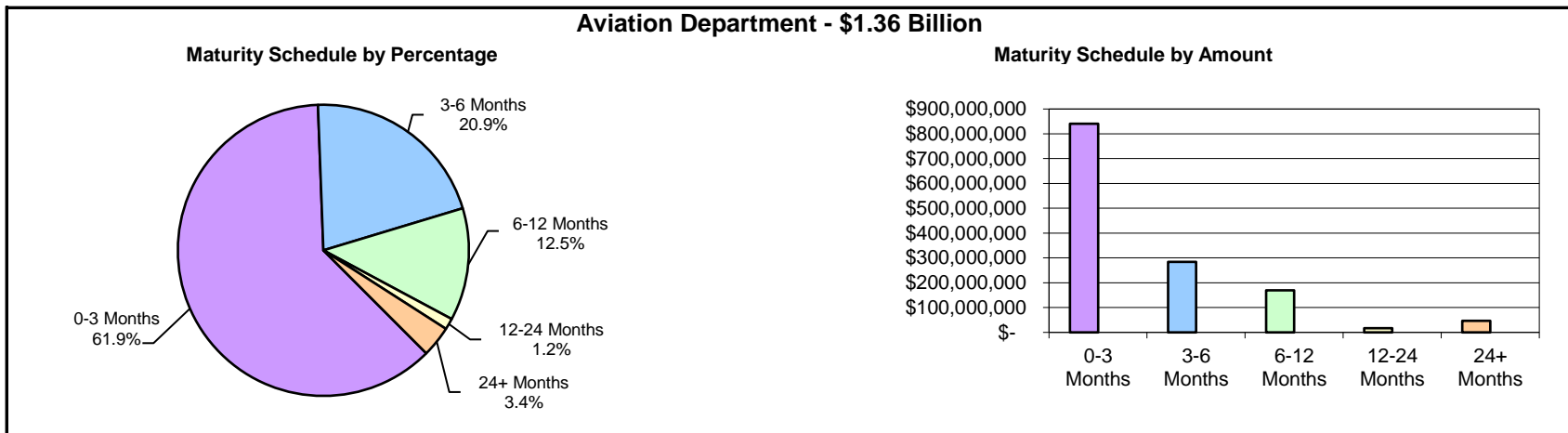
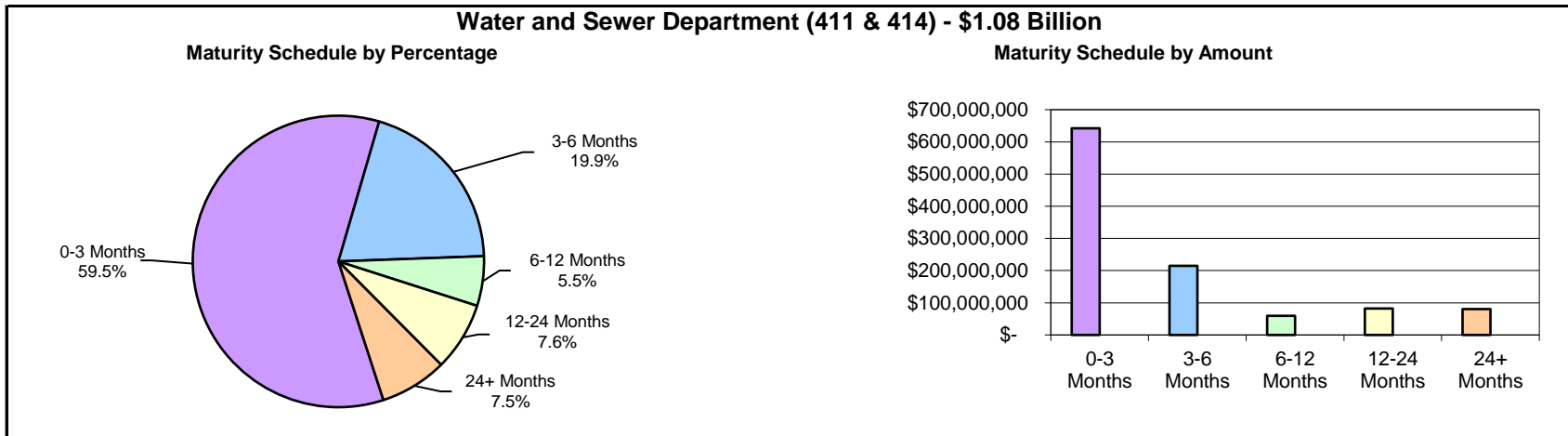


Note: Graphs above do not include miscellaneous funds totaling \$535 million and representing 5.9% of the portfolio.

Miami-Dade County Maturity Breakdown March 31, 2023

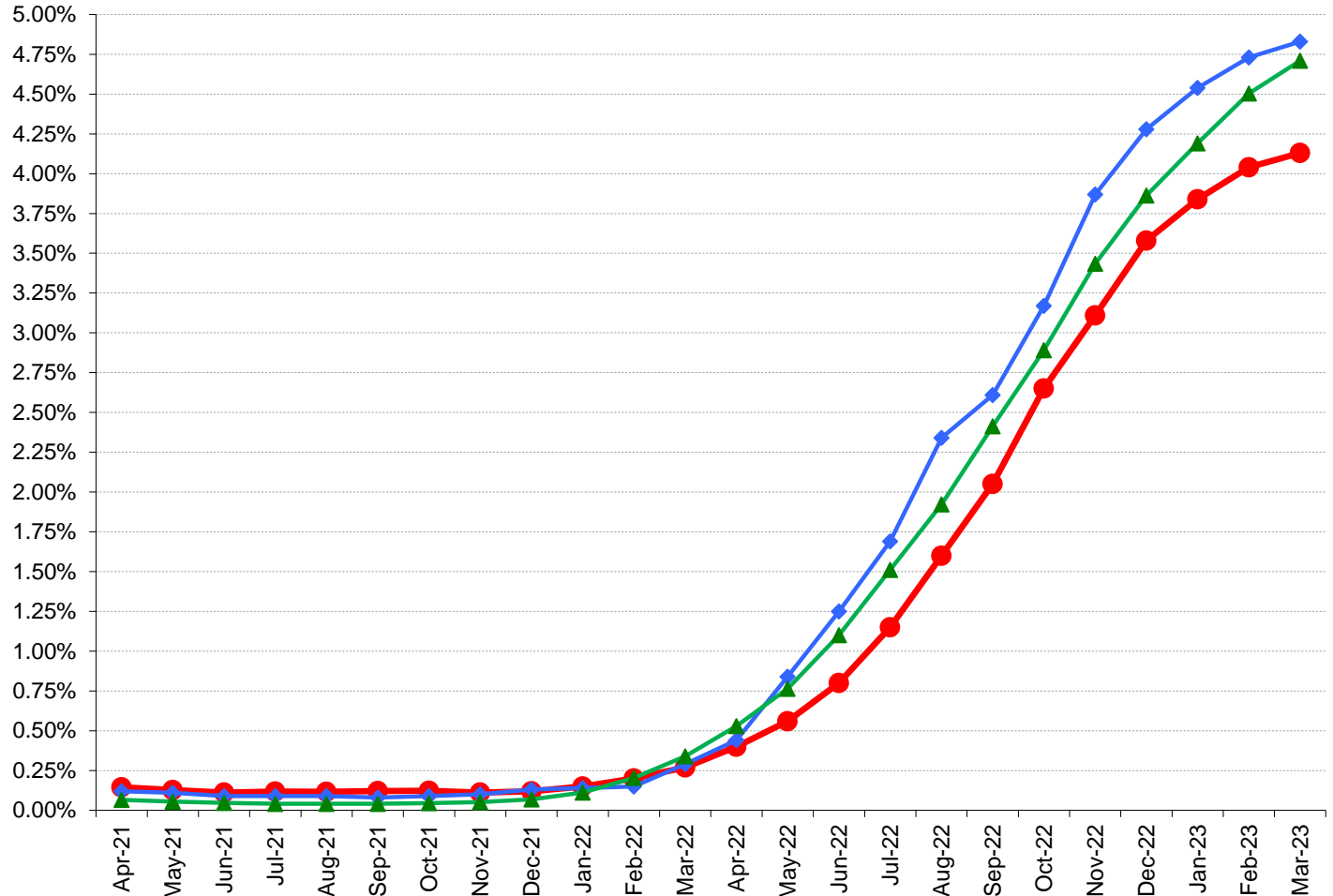


Miami-Dade County Maturity Breakdown March 31, 2023



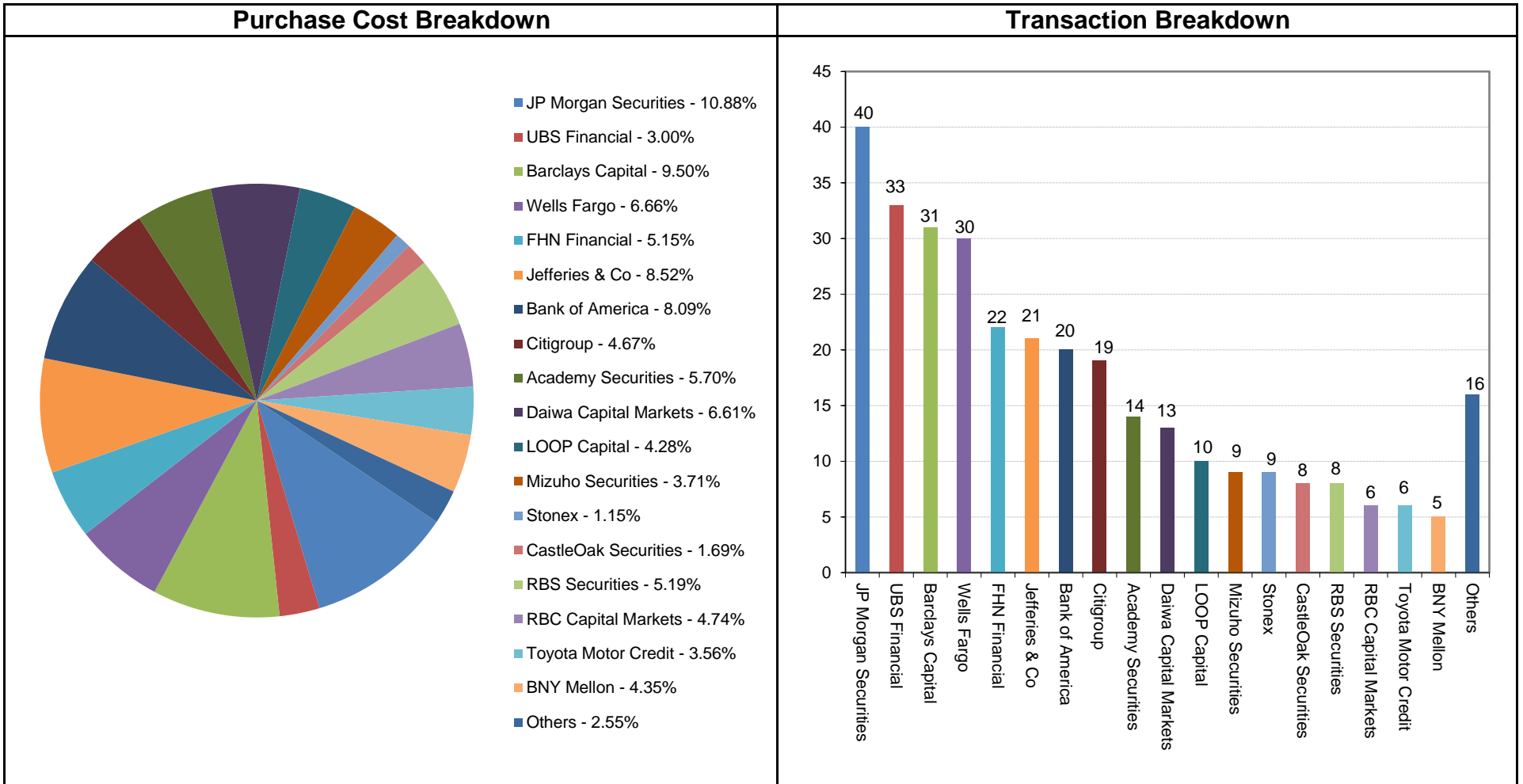
Note: Graphs above do not include miscellaneous funds totaling \$535 million and representing 5.9% of the portfolio.

**Miami-Dade County
Benchmark Comparisons
March 31, 2023**



● Miami-Dade - Earned Income Yield	Apr-21	May-21	Jun-21	Jul-21	Aug-21	Sep-21	Oct-21	Nov-21	Dec-21	Jan-22	Feb-22	Mar-22	Apr-22	May-22	Jun-22	Jul-22	Aug-22	Sep-22	Oct-22	Nov-22	Dec-22	Jan-23	Feb-23	Mar-23
◆ Monthly Avg - Florida SBA Pool	0.12%	0.11%	0.09%	0.09%	0.09%	0.08%	0.09%	0.10%	0.13%	0.14%	0.15%	0.29%	0.44%	0.84%	1.25%	1.69%	2.34%	2.61%	3.17%	3.87%	4.28%	4.54%	4.73%	4.83%
▲ 6-Month Avg of 6-Mo T-Bill	0.07%	0.06%	0.05%	0.04%	0.04%	0.04%	0.05%	0.05%	0.07%	0.11%	0.20%	0.34%	0.53%	0.76%	1.10%	1.51%	1.92%	2.41%	2.89%	3.43%	3.86%	4.19%	4.51%	4.71%

Miami-Dade County Broker Purchase Distribution March 31, 2023





Detail Security Holdings Report

For the Period Ended

March 31, 2023



EOM - REPORT WRITER
Investment Inventory
Sorted by Fund
March 31, 2023

CUSIP	Investment #	Fund Number	Issuer	Purchase Date	Cur Rate	Par Value	Book Value	Market Value	Pur Accr Interest	Accrued Interest	Maturity Date	Call Date	Purchase Price	YTM	YTC	YTW	Unrealized G/L
WACHOVMM7	151194	108	Wells Fargo Interest Bearing Acct		0.840	3,887,061.65	3,887,061.65	3,887,061.65	0.00	2,757.08			100.000	0.840		0.840	0.00
825252885	181010	108	Invesco Money Market Fund		4.733	236,300,000.00	236,300,000.00	236,300,000.00	0.00	679,536.46			100.000	4.733		4.733	0.00
31607A703	170623	108	Fidelity Money Market Fund		4.760	0.00	0.00	0.00	0.00	0.00			100.000	4.760		4.760	0.00
09248U700	182950	108	BlackRock Money Market Fund	11/30/2020	4.717	0.00	0.00	0.00	0.00	0.00			100.000	4.717		4.717	0.00
4812C0670	182951	108	J.P. Morgan Money Market Fund	11/30/2020	4.663	0.00	0.00	0.00	0.00	0.00			100.000	4.663		4.663	0.00
46513JCF6	180818	108	State of Israel Jubilee Bonds	4/1/2020	1.400	60,000,000.00	60,000,000.00	59,834,700.00	0.00	347,506.85	4/1/2023		100.000	1.400		1.400	(165,300.00)
79584SR32	187194	108	Salvation Army Comm Paper	7/11/2022	3.200	20,000,000.00	19,527,111.11	19,527,111.11	0.00	469,333.33	4/3/2023		97.636	3.306		3.306	0.00
313384DW6	188513	108	FHLB Disc Note	12/2/2022	4.445	49,200,000.00	48,458,870.33	48,990,801.60	0.00	728,980.00	4/3/2023		98.494	4.513		4.513	531,931.27
313384DW6	189607	108	FHLB Disc Note	3/31/2023	4.300	49,000,000.00	48,982,441.67	48,982,441.67	0.00	5,852.78	4/3/2023		99.964	4.302		4.302	0.00
313588DW2	188713	108	FNMA Disc Note	12/21/2022	4.300	49,900,000.00	49,286,091.39	49,687,825.20	0.00	601,988.05	4/3/2023		98.770	4.354		4.354	401,733.81
313588DW2	188714	108	FNMA Disc Note	12/21/2022	4.300	49,800,000.00	49,187,321.67	49,588,250.40	0.00	600,781.66	4/3/2023		98.770	4.354		4.354	400,928.73
313588DW2	188715	108	FNMA Disc Note	12/21/2022	4.300	49,700,000.00	49,088,551.94	49,488,675.60	0.00	599,575.28	4/3/2023		98.770	4.354		4.354	400,123.66
313384DX4	188682	108	FHLB Disc Note	12/19/2022	4.445	49,600,000.00	48,950,832.44	49,593,800.00	0.00	630,794.89	4/4/2023		98.691	4.504		4.504	642,967.56
912796Z93	189589	108	U.S. Treasury Bill	3/30/2023	4.300	49,500,000.00	49,470,437.50	49,470,437.50	0.00	11,825.00	4/4/2023		99.940	4.362		4.362	0.00
14912ER58	189483	108	Caterpillar Comm Paper	3/17/2023	4.800	46,800,000.00	46,681,440.00	46,768,784.40	0.00	93,600.00	4/5/2023		99.747	4.879		4.879	87,344.40
313384DY2	188668	108	FHLB Disc Note	12/16/2022	4.450	49,800,000.00	49,122,858.33	49,787,550.00	0.00	652,518.34	4/5/2023		98.640	4.511		4.511	664,691.67
313384DZ9	188461	108	FHLB Disc Note	11/30/2022	4.475	49,200,000.00	48,423,289.17	49,181,500.80	0.00	746,131.66	4/6/2023		98.421	4.547		4.547	758,211.63
912796YN3	189590	108	U.S. Treasury Bill	3/30/2023	4.380	49,400,000.00	49,357,927.67	49,380,981.00	0.00	12,020.67	4/6/2023		99.915	4.445		4.445	23,053.33
79584SRA6	187219	108	Salvation Army Comm Paper	7/14/2022	3.500	28,400,000.00	27,654,500.00	27,654,500.00	0.00	720,650.00	4/10/2023		97.375	3.623		3.623	0.00
313384ED7	188773	108	FHLB Disc Note	12/30/2022	4.470	12,000,000.00	11,849,510.00	11,989,488.00	0.00	137,080.00	4/10/2023		98.746	4.527		4.527	139,978.00
313384EF2	188918	108	FHLB Disc Note	1/18/2023	4.550	49,000,000.00	48,479,783.33	48,944,826.00	0.00	452,093.06	4/12/2023		98.938	4.599		4.599	465,042.67
313396EL3	189575	108	FHLMC Disc Note	3/29/2023	4.500	46,100,000.00	45,990,512.50	46,019,232.80	0.00	17,287.50	4/17/2023		99.763	4.511		4.511	28,720.30
46640QRJ2	188015	108	J.P. Morgan Comm Paper	10/18/2022	4.720	10,000,000.00	9,761,377.78	9,975,580.00	0.00	216,333.33	4/18/2023		97.614	4.903		4.903	214,202.22
98459SRJ9	189565	108	Yale Univ Comm Paper	3/28/2023	4.821	25,000,000.00	24,929,700.00	24,939,775.00	0.00	13,390.48	4/18/2023		99.719	4.901		4.901	10,075.00
313396EN9	189554	108	FHLMC Disc Note	3/27/2023	4.580	12,742,000.00	12,704,715.49	12,716,503.26	0.00	8,105.33	4/19/2023		99.707	4.593		4.593	11,787.77
313384EQ8	188529	108	FHLB Disc Note	12/5/2022	4.460	30,000,000.00	29,490,816.67	29,931,000.00	0.00	434,850.00	4/21/2023		98.303	4.537		4.537	440,183.33
313384EQ8	188683	108	FHLB Disc Note	12/19/2022	4.490	49,200,000.00	48,445,231.00	49,086,840.00	0.00	632,042.33	4/21/2023		98.466	4.560		4.560	641,609.00
313384ET2	188704	108	FHLB Disc Note	12/20/2022	4.495	49,600,000.00	48,825,861.06	49,469,750.40	0.00	631,697.38	4/24/2023		98.439	4.566		4.566	643,889.34
313384FA2	188705	108	FHLB Disc Note	12/20/2022	4.510	49,500,000.00	48,681,435.00	49,324,869.00	0.00	632,527.50	5/1/2023		98.346	4.586		4.586	643,434.00
912796CW7	188851	108	U.S. Treasury Bill	1/10/2023	4.560	24,000,000.00	23,659,520.00	23,911,272.00	0.00	246,240.00	5/2/2023		98.581	4.690		4.690	251,752.00
313384FE4	188573	108	FHLB Disc Note	1/18/2022	4.565	48,900,000.00	47,982,282.83	48,698,140.80	0.00	706,890.25	5/5/2023		98.123	4.652		4.652	715,857.97
313384FE4	189091	108	FHLB Disc Note	2/7/2023	4.635	49,600,000.00	49,044,418.00	49,395,251.20	0.00	338,458.00	5/5/2023		98.880	4.688		4.688	350,833.20
313384FH7	187416	108	FHLB Disc Note	8/11/2022	3.000	10,000,000.00	9,775,000.00	9,955,790.00	0.00	194,166.67	5/8/2023		97.750	3.109		3.109	180,790.00
313384FH7	188919	108	FHLB Disc Note	1/18/2023	4.620	48,000,000.00	47,322,400.00	47,787,792.00	0.00	449,680.00	5/8/2023		98.588	4.686		4.686	465,392.00
912796ZE2	188460	108	U.S. Treasury Bill	11/30/2022	4.460	49,300,000.00	48,310,549.00	49,058,035.60	0.00	745,142.11	5/11/2023		97.993	4.615		4.615	747,486.60
313384FQ7	188756	108	FHLB Disc Note	12/27/2022	4.550	49,600,000.00	48,728,624.44	49,336,971.20	0.00	595,544.45	5/15/2023		98.243	4.631		4.631	608,346.76
59087BSH1	189501	108	MetLife Funding Comm Paper	3/21/2023	4.700	25,000,000.00	24,813,958.33	24,842,375.00	0.00	35,902.78	5/17/2023		99.256	4.801		4.801	28,416.67
313384FU8	188574	108	FHLB Disc Note	12/8/2022	4.560	48,800,000.00	47,798,624.00	48,516,618.40	0.00	704,672.00	5/19/2023		97.948	4.656		4.656	717,994.40
313312FY1	187460	108	FFCB Disc Note	8/17/2022	3.150	45,000,000.00	43,901,437.50	44,716,050.00	0.00	893,812.50	5/23/2023		97.559	3.268		3.268	814,612.50
313312FY1	187461	108	FFCB Disc Note	8/17/2022	3.150	20,000,000.00	19,511,750.00	19,873,800.00	0.00	397,250.00	5/23/2023		97.559	3.268		3.268	362,050.00
313312FZ8	187503	108	FFCB Disc Note	8/23/2022	3.200	50,000,000.00	48,782,222.22	49,678,200.00	0.00	982,222.22	5/24/2023		97.564	3.321		3.321	895,977.78
313312FZ8	187504	108	FFCB Disc Note	8/23/2022	3.200	36,000,000.00	35,123,200.00	35,768,304.00	0.00	707,200.00	5/24/2023		97.564	3.321		3.321	645,104.00
313384GA1	189588	108	FHLB Disc Note	3/30/2023	4.700	49,800,000.00	49,435,906.67	49,473,262.20	0.00	13,003.33	5/25/2023		99.269	4.735		4.735	37,355.53
313312GB0	187385	108	FFCB Disc Note	8/5/2022	3.050	45,000,000.00	43,879,125.00	44,699,085.00	0.00	911,187.50	5/26/2023		97.509	3.163		3.163	819,960.00
3130ASMQ9	187334	108	FHLB Callable Bond	7/29/2022	3.000	25,000,000.00	25,000,000.00	24,934,050.00	0.00	135,416.67	5/26/2023		100.000	3.003		3.003	(65,950.00)
313312GF1	187493	108	FFCB Disc Note	8/22/2022	3.170	45,000,000.00	43,886,537.50	44,676,450.00	0.00	879,675.00	5/30/2023		97.526	3.289		3.289	789,912.50
19865XT19	189431	108	Columbia Univ Comm Paper	3/13/2023	5.000	24,688,000.00	24,413,688.89	24,413,688.89	0.00	65,148.89	6/1/2023		98.889	5.126		5.126	0.00
313384GJ2	188643	108	FHLB Disc Note	12/15/2022	4.540	30,000,000.00	29,360,616.67	29,766,300.00	0.00	404,816.66	6/2/2023		97.869	4.639		4.639	405,683.33
313384GJ2	188669	108	FHLB Disc Note	12/16/2022	4.530	49,900,000.00	48,845,114.00	49,511,279.00	0.00	665,582.83	6/2/2023		97.886	4.628		4.628	666,165.00
313384GM5	189032	108	FHLB Disc Note	2/1/2023	4.670	47,900,000.00	47,129,501.89	47,508,273.00	0.00	366,607.97	6/5/2023		98.391	4.746		4.746	378,771.91
313312GN4	187577	108	FFCB Disc Note	8/31/2022	3.350	12,000,000.00	11,688,450.00	11,900,316.00	0.00	237,850.00	6/6/2023		97.404	3.462		3.462	211,866.00
313384GP8	188822	108	FHLB Disc Note	1/5/2023	4.660	10,000,000.00	9,801,950.00	9,915,640.00	0.00	111,322.22	6/7/2023		98.020	4.754		4.754	113,690.00
313588GP4	18907																

EOM - REPORT WRITER
Investment Inventory
Sorted by Fund
March 31, 2023

CUSIP	Investment #	Fund Number	Issuer	Purchase Date	Cur Rate	Par Value	Book Value	Market Value	Pur Accr Interest	Accrued Interest	Maturity Date	Call Date	Purchase Price	YTM	YTC	YTW	Unrealized G/L
313384GY9	188757	108	FHLB Disc Note	12/27/2022	4.605	49,700,000.00	48,612,874.63	49,214,033.40	0.00	603,958.54	6/16/2023		97.813	4.708		4.708	601,158.77
313312HC7	187705	108	FFCB Disc Note	9/15/2022	3.900	25,000,000.00	24,247,083.33	24,747,125.00	0.00	536,250.00	6/20/2023		96.988	4.045		4.045	500,041.67
313384HF9	188758	108	FHLB Disc Note	12/27/2022	4.610	49,800,000.00	48,664,864.33	49,277,000.40	0.00	605,830.84	6/23/2023		97.721	4.718		4.718	612,136.07
313312HK9	187767	108	FFCB Disc Note	9/22/2022	4.050	25,000,000.00	24,218,125.00	24,724,550.00	0.00	537,187.50	6/27/2023		96.873	4.205		4.205	506,425.00
313384HN2	188700	108	FHLB Disc Note	12/20/2022	4.600	50,000,000.00	48,773,333.33	49,429,800.00	0.00	651,666.67	6/30/2023		97.547	4.766		4.766	656,466.67
3130ASKF5	187137	108	FHLB Callable Bond	6/30/2022	3.000	35,000,000.00	35,000,000.00	34,827,310.00	0.00	265,416.67	6/30/2023		100.000	3.000	3.000		(172,690.00)
313384HR3	188463	108	FHLB Disc Note	11/30/2022	4.615	49,000,000.00	47,649,471.53	48,420,379.00	0.00	766,346.39	7/3/2023		97.244	4.792		4.792	770,907.47
313384HR3	188494	108	FHLB Disc Note	12/1/2022	4.600	49,200,000.00	47,854,653.33	48,618,013.20	0.00	760,686.67	7/3/2023		97.266	4.776		4.776	763,359.87
313384HR3	188763	108	FHLB Disc Note	12/28/2022	4.615	49,600,000.00	48,410,970.89	49,013,281.60	0.00	597,693.78	7/3/2023		97.603	4.780		4.780	602,310.71
313384HR3	188960	108	FHLB Disc Note	1/20/2023	4.665	49,800,000.00	48,741,667.00	49,210,915.80	0.00	458,180.75	7/3/2023		97.875	4.766		4.766	469,248.80
89233HU51	189369	108	Toyota Comm Paper	3/7/2023	5.030	50,000,000.00	49,161,666.67	49,327,050.00	0.00	174,652.78	7/5/2023		98.323	5.187		5.187	165,383.33
313384JB6	189008	108	FHLB Disc Note	1/27/2023	4.690	16,000,000.00	15,651,897.78	15,790,080.00	0.00	133,404.44	7/13/2023		97.824	4.794		4.794	138,182.22
313384JC4	188764	108	FHLB Disc Note	12/28/2022	4.625	36,000,000.00	35,084,250.00	35,523,036.00	0.00	434,750.00	7/14/2023		97.456	4.796		4.796	438,786.00
313384JC4	188897	108	FHLB Disc Note	1/13/2023	4.690	13,000,000.00	12,691,762.78	12,827,763.00	0.00	132,101.67	7/14/2023		97.629	4.804		4.804	136,000.22
313384JC4	188898	108	FHLB Disc Note	1/13/2023	4.680	48,000,000.00	46,864,320.00	47,364,048.00	0.00	486,720.00	7/14/2023		97.634	4.793		4.793	499,728.00
313384JF7	188642	108	FHLB Disc Note	12/15/2022	4.585	49,900,000.00	48,539,961.64	49,219,563.60	0.00	680,019.18	7/17/2023		97.274	4.760		4.760	679,601.96
313588JF3	189034	108	FNMA Disc Note	2/1/2023	4.550	24,735,000.00	24,216,045.96	24,397,713.54	0.00	184,447.52	7/17/2023		97.902	4.648		4.648	181,667.58
313384JK6	188968	108	FHLB Disc Note	1/23/2023	4.700	38,000,000.00	37,111,961.11	37,462,224.00	0.00	337,355.56	7/21/2023		97.663	4.812		4.812	350,262.89
313384JK6	188975	108	FHLB Disc Note	1/24/2023	4.705	43,500,000.00	42,488,032.92	42,884,388.00	0.00	380,908.96	7/21/2023		97.674	4.817		4.817	396,355.08
313384JR1	187487	108	FHLB Disc Note	8/19/2022	3.200	10,000,000.00	9,696,000.00	9,850,750.00	0.00	200,000.00	7/27/2023		96.960	3.324	3.324		154,750.00
313384JS9	188985	108	FHLB Disc Note	1/25/2023	4.700	23,000,000.00	22,447,488.89	22,653,758.00	0.00	198,183.33	7/28/2023		97.598	4.843		4.843	206,269.11
313384JS9	189009	108	FHLB Disc Note	1/27/2023	4.700	49,900,000.00	48,714,320.56	49,148,805.40	0.00	416,942.22	7/28/2023		97.624	4.814		4.814	434,484.84
3130ASMU0	187322	108	FHLB Callable Bond	7/28/2022	3.150	20,000,000.00	20,000,000.00	19,875,200.00	0.00	110,250.00	7/28/2023	4/28/2023	100.000	3.150	3.150		(124,800.00)
313384JX8	189035	108	FHLB Disc Note	2/1/2023	4.729	5,000,000.00	4,880,461.39	4,921,525.00	0.00	38,751.53	8/2/2023		97.609	4.845		4.845	41,063.61
313384JX8	189054	108	FHLB Disc Note	2/2/2023	4.720	26,892,000.00	26,253,822.96	26,469,930.06	0.00	204,498.72	8/2/2023		97.627	4.835		4.835	216,107.10
313384JZ3	189075	108	FHLB Disc Note	2/3/2023	4.710	50,000,000.00	48,809,416.67	49,202,400.00	0.00	372,875.00	8/4/2023		97.619	4.825		4.825	392,983.33
313384KG3	189017	108	FHLB Disc Note	1/30/2023	4.690	49,000,000.00	47,767,963.06	48,174,252.00	0.00	389,400.28	8/11/2023		97.486	4.839		4.839	406,288.94
313312KK5	189228	108	FFCB Disc Note	2/22/2023	4.880	15,000,000.00	14,648,233.33	14,741,430.00	0.00	77,266.67	8/14/2023		97.655	4.997		4.997	93,196.67
3130ASX87	187494	108	FHLB Bullet	8/22/2022	3.250	25,000,000.00	24,995,444.76	24,850,525.00	0.00	103,819.44	8/15/2023		99.952	3.300	3.300		(144,919.76)
89233HVM3	189230	108	Toyota Comm Paper	2/22/2023	5.060	30,000,000.00	29,241,000.00	29,391,660.00	0.00	160,233.33	8/21/2023		97.470	5.263		5.263	150,660.00
313384KU2	189229	108	FHLB Disc Note	2/22/2023	4.915	25,000,000.00	24,378,798.61	24,540,175.00	0.00	129,701.39	8/23/2023		97.515	5.040		5.040	161,376.39
313384KW8	189026	108	FHLB Disc Note	1/31/2023	4.690	49,300,000.00	47,976,924.94	48,380,555.00	0.00	385,361.67	8/25/2023		97.316	4.848		4.848	403,630.06
313384KW8	189053	108	FHLB Disc Note	2/2/2023	4.690	29,690,000.00	28,900,938.77	29,136,281.50	0.00	224,340.94	8/25/2023		97.342	4.846		4.846	235,342.73
3133ENJ68	187593	108	FFCB Bullet	9/1/2022	3.250	9,900,000.00	9,893,235.00	9,837,323.10	0.00	26,812.50	9/1/2023		99.836	3.418		3.418	(55,911.90)
313384LD9	189592	108	FHLB Disc Note	3/30/2023	4.700	13,374,000.00	13,103,362.25	13,112,043.46	0.00	3,492.10	9/1/2023		97.976	4.797		4.797	8,681.21
3130ATB71	187614	108	FHLB Bullet	9/6/2022	3.625	21,000,000.00	20,997,799.98	20,893,635.00	0.00	52,864.58	9/6/2023		99.976	2.448	2.448		(104,164.98)
313384LJ6	189384	108	FHLB Disc Note	3/8/2023	5.140	25,000,000.00	24,350,361.11	24,494,275.00	0.00	85,666.67	9/6/2023		97.401	5.277		5.277	143,913.89
313384LL1	189079	108	FHLB Disc Note	2/3/2023	4.705	48,500,000.00	47,124,506.32	47,506,477.50	0.00	361,304.79	9/8/2023		97.164	4.871		4.871	381,971.18
3130ATFF9	187741	108	FHLB Bullet	9/20/2022	4.125	10,000,000.00	9,998,826.39	9,967,930.00	0.00	12,604.17	9/20/2023		99.975	4.151	4.151		(30,896.39)
313384LY3	189510	108	FHLB Disc Note	3/22/2023	4.800	18,251,000.00	17,808,109.07	17,849,039.98	0.00	24,334.67	9/20/2023		97.573	4.919		4.919	40,930.91
313312LZ1	189492	108	FFCB Disc Note	3/20/2023	4.750	20,000,000.00	19,511,805.56	19,556,960.00	0.00	31,666.67	9/21/2023		97.559	4.976		4.976	45,154.44
313384MA4	189087	108	FHLB Disc Note	2/6/2023	4.770	43,000,000.00	41,700,970.00	42,041,960.00	0.00	307,665.00	9/22/2023		96.979	4.947		4.947	340,990.00
3130ASLE7	187138	108	FHLB Callable Bond	6/30/2022	3.200	30,000,000.00	30,000,000.00	29,717,100.00	0.00	5,333.33	9/29/2023	6/29/2023	100.000	3.203	3.200		(282,900.00)
313384ML0	188496	108	FHLB Disc Note	12/1/2022	4.625	49,000,000.00	47,079,982.64	47,829,880.00	0.00	761,711.81	10/2/2023		96.082	4.839		4.839	749,897.36
313384ML0	188834	108	FHLB Disc Note	1/6/2023	4.710	49,900,000.00	48,143,811.08	48,708,388.00	0.00	554,929.58	10/2/2023		96.481	4.907		4.907	564,576.92
313384ML0	188835	108	FHLB Disc Note	1/6/2023	4.710	48,000,000.00	46,310,680.00	46,853,760.00	0.00	533,800.00	10/2/2023		96.481	4.907		4.907	543,080.00
313384ML0	188839	108	FHLB Disc Note	1/9/2023	4.675	30,000,000.00	28,963,708.33	29,283,600.00	0.00	319,458.33	10/2/2023		96.546	4.867		4.867	319,891.67
313384ML0	188917	108	FHLB Disc Note	1/18/2023	4.665	49,800,000.00	48,141,514.75	48,610,776.00	0.00	471,087.25	10/2/2023		96.670	4.852		4.852	469,261.25
313384MN6	189356	108	FHLB Disc Note	3/6/2023	5.010	15,000,000.00	14,557,450.00	14,647,845.00	0.00	54,275.00	10/4/2023		97.050	5.259		5.259	90,395.00
313384MQ9	189092	108	FHLB Disc Note	2/7/2023	4.790	49,590,000.00	47,999,827.78	48,413,278.00	0.00	349,705.92	10/6/2023		96.793	4.976		4.976	413,451.11
313588NE1	189159	108	FNMA Disc Note	2/15/2023	4.785	47,000,000.00	45,456,970.42	45,801,876.00	0.00	281,118.75	10/20/2023		96.717	4.975		4.975	344,905.58
313384NS4	189349	108	FHLB Disc Note	3/3/2023	5.010	49,300,000.00	47,632,797.25	47,969,097.20	0.00	198,966.58	11/1/2023		96.618	5.264		5.264	336,299.95
313384NU9	189248	108	FHLB Disc Note	2/23/2023	4.940	49,900,000.00	48,167,610.61	48,540,374.70	0.00	253,353.39	11/3/2023		96.528	5.144		5.144	372,764.09
313384PY9	189348	108	FHLB Disc Note	3/3/2023	5.020	49,700,000.00	47,808,003.83	48,175,054.90	0.00	200,981.28	12/1/2023		96.193	5.282		5.282	367,051.07
3130A0F70	187804	108	FHLB Bullet	9/27/2022	3.375	5,000,000.00	4,962,692.11	4,950,545.00	0.00	52,968.75	12/8/2023		98.698	4.500		4.500	(12,147.11)
313384QN2	189404	108	FHLB Disc Note	3/9/2023	5.210	11,000,000.00	10,552,663.61	10,643,281.00	0.00	36,614.72	12/15/2023		95.933	5.491		5.491	90,617.39

EOM - REPORT WRITER
Investment Inventory
Sorted by Fund
March 31, 2023

CUSIP	Investment #	Fund Number	Issuer	Purchase Date	Cur Rate	Par Value	Book Value	Market Value	Pur Accr Interest	Accrued Interest	Maturity Date	Call Date	Purchase Price	YTM	YTC	YTW	Unrealized G/L
313384ST7	189088	108	FHLB Disc Note	2/6/2023	4.750	26,265,000.00	25,000,084.90	25,258,498.94	0.00	187,138.12	2/6/2024		95.184	4.997		4.997	258,414.04
3130AUZB3	189187	108	FHLB Callable Bond	2/16/2023	5.000	16,000,000.00	15,993,000.00	16,048,320.00	0.00	100,000.00	2/16/2024		99.950	5.052		5.052	55,320.00
3130AUWU4	189188	108	FHLB Callable Bond	2/16/2023	5.090	10,000,000.00	10,000,000.00	9,992,280.00	0.00	63,625.00	2/16/2024	11/16/2023	100.000	5.090		5.090	(7,720.00)
3135GAEV9	189216	108	FNMA Callable Bond	2/21/2023	5.150	30,000,000.00	30,000,000.00	29,973,540.00	0.00	171,666.67	2/21/2024	8/21/2023	100.000	5.150		5.150	(26,460.00)
3136G4Z97	182099	108	FNMA Callable Bond	8/28/2020	0.375	8,950,000.00	8,950,000.00	8,596,815.10	0.00	3,076.56	2/28/2024		100.000	0.375		0.375	(353,184.90)
3130AVE40	189430	108	FHLB Bullet	3/13/2023	5.530	25,000,000.00	24,997,625.00	25,180,475.00	0.00	69,125.00	3/13/2024		99.990	5.540		5.540	182,850.00
3130AVG22	189553	108	FHLB Step-Up Bond	3/27/2023	5.000	7,000,000.00	7,000,000.00	7,000,126.00	0.00	3,888.89	3/27/2024	6/27/2023	100.000	5.500		5.500	126.00
3130AVA69	189499	108	FHLB Callable Bond	3/21/2023	5.500	15,355,000.00	15,355,000.00	15,422,132.06	0.00	23,459.03	6/21/2024	9/21/2023	100.000	5.507		5.507	67,132.06
3134GXE59	187204	108	FHLMC Callable Bond	7/12/2022	3.150	35,000,000.00	35,000,000.00	34,346,725.00	0.00	241,937.50	7/12/2024	7/12/2023	100.000	3.150		3.150	(653,275.00)
3134XGXG73	187427	108	FHLMC Callable Bond	8/12/2022	4.100	25,000,000.00	25,000,000.00	24,747,725.00	0.00	139,513.89	8/12/2024	4/12/2023	100.000	4.100	4.107	4.100	(252,275.00)
3134GWVJ2	182357	108	FHLMC Callable Bond	9/30/2020	0.400	10,000,000.00	10,000,000.00	9,409,950.00	0.00	111.11	9/30/2024		100.000	0.400		0.400	(590,050.00)
3134GWVW0	182359	108	FHLMC Callable Bond	9/30/2020	0.400	30,000,000.00	30,000,000.00	28,229,850.00	0.00	333.33	9/30/2024		100.000	0.400		0.400	(1,770,150.00)
3134GYDV1	188976	108	FHLMC Step-Up Bond	1/24/2023	5.000	10,000,000.00	10,000,000.00	9,977,780.00	0.00	93,055.56	10/24/2024	7/24/2023	100.000	5.210		5.210	(22,220.00)
3134GWXG6	182389	108	FHLMC Callable Bond	10/2/2020	0.430	13,950,000.00	13,950,000.00	13,049,360.10	0.00	166.63	12/30/2024		100.000	0.430		0.430	(900,639.90)
3130AVAV4	189594	108	FHLB Callable Bond	3/30/2023	6.000	12,000,000.00	12,000,000.00	12,026,280.00	0.00	2,000.00	3/17/2025	4/17/2023	100.000	6.002		6.002	26,280.00
3136G4XV0	181637	108	FNMA Callable Bond	6/30/2020	0.730	5,000,000.00	5,000,000.00	4,638,950.00	0.00	9,226.39	6/30/2025		100.000	0.730		0.730	(361,050.00)
3134GWVB9	182342	108	FNMA Callable Bond	9/30/2020	0.550	10,000,000.00	10,000,000.00	9,172,980.00	0.00	305.56	9/29/2025		100.000	0.550		0.550	(820,020.00)
3134GWVN3	182358	108	FHLMC Callable Bond	9/30/2020	0.600	25,000,000.00	25,000,000.00	22,960,275.00	0.00	416.67	9/30/2025		100.000	0.600		0.600	(2,039,725.00)
3134GWYS9	182496	108	FHLMC Callable Bond	10/15/2020	0.600	20,000,000.00	20,000,000.00	18,346,540.00	0.00	55,333.33	10/15/2025		100.000	0.600		0.600	(1,653,460.00)
3136G44U4	182530	108	FNMA Callable Bond	10/20/2020	0.500	25,000,000.00	25,000,000.00	22,865,475.00	0.00	55,902.78	10/20/2025		100.000	0.500		0.500	(2,134,525.00)
3134GWZV1	183771	108	FHLMC Callable Bond	2/18/2021	0.650	10,000,000.00	10,000,000.00	9,180,620.00	0.00	28,708.33	10/22/2025		100.000	0.650		0.650	(819,380.00)
3134GXKS2	183597	108	FHLMC Callable Bond	1/29/2021	0.500	30,000,000.00	30,000,000.00	27,418,410.00	0.00	63,333.33	10/29/2025		100.000	0.500		0.500	(2,581,590.00)
3130ALAA2	183830	108	FHLB Callable Bond	2/24/2021	0.560	7,000,000.00	7,000,000.00	6,400,100.00	0.00	4,028.89	11/24/2025		100.000	0.560		0.560	(599,900.00)
3135G06J7	183099	108	FNMA Callable Bond	12/10/2020	0.650	40,000,000.00	40,000,000.00	36,516,080.00	0.00	80,166.67	12/10/2025		100.000	0.650		0.650	(3,483,920.00)
3135G06Q1	183450	108	FNMA Callable Bond	1/13/2021	0.640	10,000,000.00	10,000,000.00	9,112,830.00	0.00	16,177.78	12/30/2025		100.000	0.640		0.640	(887,170.00)
3130AKLP9	183309	108	FHLB Step-Up Bond	12/30/2020	0.400	14,700,000.00	14,700,000.00	13,534,657.50	0.00	14,863.33	12/30/2025		100.000	0.335		0.335	(1,165,342.50)
3130AKLH7	183310	108	FHLB Step-Up Bond	12/30/2020	0.500	4,660,000.00	4,660,000.00	4,280,936.96	0.00	5,889.72	12/30/2025		100.000	0.390		0.390	(379,063.04)
3130AKLS3	183311	108	FHLB Step-Up Bond	12/30/2020	0.500	20,000,000.00	20,000,000.00	18,419,920.00	0.00	25,277.78	12/30/2025		100.000	0.400		0.400	(1,580,080.00)
3134GXKT0	183431	108	FHLMC Callable Bond	1/12/2021	0.550	25,000,000.00	25,000,000.00	22,684,700.00	0.00	30,173.61	1/12/2026		100.000	0.550		0.550	(2,315,300.00)
3130AKQ74	183537	108	FHLB Callable Bond	1/22/2021	0.625	20,000,000.00	20,000,000.00	18,174,020.00	0.00	23,958.33	1/22/2026		100.000	0.625		0.625	(1,825,980.00)
3130AKNR3	183547	108	FHLB Callable Bond	1/26/2021	0.560	15,000,000.00	15,000,000.00	13,601,310.00	0.00	15,166.67	1/26/2026		100.000	0.560		0.560	(1,398,690.00)
3130AKPM2	183548	108	FHLB Step-Up Bond	1/26/2021	0.500	25,000,000.00	25,000,000.00	22,850,625.00	0.00	22,569.44	1/26/2026		100.000	0.425		0.425	(2,149,375.00)
3130AKNG7	183576	108	FHLB Callable Bond	1/28/2021	0.550	6,000,000.00	6,000,000.00	5,438,178.00	0.00	5,775.00	1/28/2026		100.000	0.550		0.550	(561,822.00)
3135G06R9	183575	108	FNMA Callable Bond	1/28/2021	0.550	25,000,000.00	25,000,000.00	22,659,075.00	0.00	24,062.50	1/28/2026		100.000	0.550		0.550	(2,340,925.00)
3130AKPW0	183577	108	FHLB Step-Up Bond	1/28/2021	0.500	8,500,000.00	8,500,000.00	7,734,532.50	0.00	7,437.50	1/28/2026		100.000	0.500		0.500	(765,467.50)
3134GXLDA	183637	108	FHLMC Callable Bond	2/3/2021	0.600	22,680,000.00	22,680,000.00	20,559,941.64	0.00	21,924.00	2/3/2026		100.000	0.600		0.600	(2,120,058.36)
3134GXLF9	183728	108	FHLMC Callable Bond	2/12/2021	0.550	7,000,000.00	7,000,000.00	6,332,067.00	0.00	5,240.28	2/12/2026		100.000	0.550		0.550	(667,933.00)
3130AKXJ0	183829	108	FHLB Callable Bond	2/24/2021	0.600	10,000,000.00	9,998,551.39	9,051,130.00	0.00	6,166.67	2/24/2026		99.975	0.605		0.605	(947,421.39)
3130ALCU6	183879	108	FHLB Callable Bond	2/25/2021	0.700	8,000,000.00	8,000,000.00	7,261,760.00	0.00	5,600.00	2/25/2026		100.000	0.700		0.700	(738,240.00)
3130ALEK6	183859	108	FHLB Callable Bond	2/26/2021	0.780	9,000,000.00	9,000,000.00	8,188,155.00	0.00	6,825.00	2/26/2026		100.000	0.780		0.780	(811,845.00)
3130AVDL3	189591	108	FHLB Callable Bond	3/30/2023	6.125	15,000,000.00	15,000,000.00	15,046,035.00	0.00	2,552.08	3/27/2026	6/27/2023	100.000	6.125		6.125	46,035.00
3130VA44	189593	108	FHLB Callable Bond	3/30/2023	6.000	12,465,000.00	12,465,000.00	12,482,126.91	0.00	2,077.50	3/27/2026	4/27/2023	100.000	6.000		6.000	17,126.91
3130ALRV8	184154	108	FHLB Step-Up Bond	3/31/2021	0.750	13,225,000.00	13,225,000.00	12,163,191.20	0.00	275.52	3/30/2026		100.000	1.093		1.093	(1,061,808.80)
108 Total						4,825,385,061.65	4,748,604,487.64	4,742,122,907.02	0.00	39,770,309.65							(6,481,580.62)
31607A703	165749	109	Fidelity Money Market Fund		4.760	0.00	0.00	0.00	0.00	0.00			100.000	4.760		4.760	0.00
09248U700	185328	109	BlackRock Money Market Fund	10/1/2021	4.717	0.00	0.00	0.00	0.00	0.00			100.000	4.717		4.717	0.00
313384DW6	187893	109	FHLB Disc Note	10/5/2022	3.945	30,000,000.00	29,408,250.00	29,872,440.00	0.00	585,175.00	4/3/2023		98.028	4.024		4.024	464,190.00
313384DY2	189437	109	FHLB Disc Note	3/14/2023	4.700	28,100,000.00	28,019,290.56	28,092,975.00	0.00	66,035.00	4/5/2023		99.713	4.714		4.714	73,684.44
313312DZ0	187979	109	FFCB Disc Note	10/13/2022	4.120	15,000,000.00	14,699,583.33	14,994,360.00	0.00	291,833.34	4/6/2023		97.997	4.204		4.204	294,776.67
313384DZ9	188611	109	FHLB Disc Note	12/12/2022	4.435	9,560,000.00	9,424,560.03	9,556,405.44	0.00	129,551.28	4/6/2023		98.583	4.499		4.499	131,845.41
313396DZ3	189529	109	FHLMC Disc Note	3/23/2023	4.250	29,790,000.00	29,740,763.75	29,778,798.96	0.00	31,651.88	4/6/2023		99.835	4.257		4.257	38,035.21
313384ED7	188716	109	FHLB Disc Note	12/21/2022	4.430	28,385,000.00	28,000,777.49	28,360,134.74	0.00	352,786.12	4/10/2023		98.646	4.491		4.491	359,357.25
4664QORB9	187943	109	J.P. Morgan Comm Paper	10/11/2022	4.450	9,000,000.00	8,797,525.00	8,986,608.00	0.00	191,350.00	4/11/2023		97.750	4.616		4.616	189,083.00
98459SRB6	188853	109	Yale Univ Comm Paper	1/10/2023	4.650	10,000,000.00	9,882,450.00	9,985,310.00	0.00	104,632.42	4/11/2023		98.825	4.771		4.771	102,860.00
313384EF2	187958	109	FHLB Disc Note	10/12/2022	4.110	8,967,000.00	8,780,680.69	8,956,903.16	0.00	175,585.25	4/12/2023		97.922	4.197		4.197	176,222.47
313384EG0	187931	109	FHLB Disc Note	10/7/2022	4.000	7,000,000.00	6,853,777.78	6,991,243.00	0.00	136,888.89	4/13/2023		97.911	4.130		4.130	137,465.22

EOM - REPORT WRITER
Investment Inventory
Sorted by Fund
March 31, 2023

CUSIP	Investment #	Fund Number	Issuer	Purchase Date	Cur Rate	Par Value	Book Value	Market Value	Pur Accr Interest	Accrued Interest	Maturity Date	Call Date	Purchase Price	YTM	YTC	YTW	Unrealized G/L
912796YU7	188237	109	U.S. Treasury Bill	11/10/2022	4.200	11,700,000.00	11,489,790.00	11,684,988.90	0.00	193,830.00	4/13/2023		98.203	4.336		4.336	195,198.90
313384EH8	188717	109	FHLB Disc Note	12/21/2022	4.480	23,165,000.00	22,836,365.87	23,133,124.96	0.00	291,158.31	4/14/2023		98.581	4.544		4.544	296,759.09
79584SRH1	187346	109	Salvation Army Comm Paper	8/2/2022	3.250	19,000,000.00	18,557,458.33	18,557,458.33	0.00	415,097.23	4/17/2023		97.671	3.357		3.357	0.00
313588EM3	189012	109	FNMA Disc Note	1/27/2023	4.450	32,380,000.00	32,055,795.25	32,319,222.74	0.00	256,161.78	4/18/2023		98.999	4.495		4.495	263,427.49
313384EP0	188122	109	FHLB Disc Note	10/31/2022	4.430	18,151,000.00	17,769,057.58	18,112,410.97	0.00	339,504.37	4/20/2023		97.896	4.525		4.525	343,353.39
313384EQ8	188121	109	FHLB Disc Note	10/31/2022	4.420	19,079,000.00	18,676,093.92	19,035,118.30	0.00	356,056.54	4/21/2023		97.888	4.515		4.515	359,024.38
313384EU9	188706	109	FHLB Disc Note	12/20/2022	4.495	12,460,000.00	12,263,973.05	12,425,722.54	0.00	158,688.48	4/25/2023		98.427	4.567		4.567	161,749.49
91411URT4	189351	109	Univ of California Comm Paper	3/3/2023	4.700	15,000,000.00	14,892,291.60	14,892,291.60	0.00	56,791.70	4/27/2023		99.282	4.800		4.800	0.00
313384FA2	188969	109	FHLB Disc Note	1/23/2023	4.610	34,853,000.00	34,415,614.21	34,729,690.09	0.00	303,492.18	5/1/2023		98.745	4.669		4.669	314,075.88
313396FA6	189576	109	FHLB Disc Note	3/29/2023	4.540	12,466,000.00	12,414,120.66	12,421,895.29	0.00	4,716.30	5/1/2023		99.584	4.559		4.559	7,774.63
07287DS43	189359	109	Baylor Scott Comm Paper	3/6/2023	4.800	17,000,000.00	16,866,266.67	16,922,242.00	0.00	58,933.33	5/4/2023		99.213	4.905		4.905	55,975.33
313384FE4	188179	109	FHLB Disc Note	11/4/2022	4.550	8,000,000.00	7,815,977.78	7,966,976.00	0.00	149,644.44	5/5/2023		97.700	4.657		4.657	150,998.22
313384FH7	187417	109	FHLB Disc Note	8/11/2022	3.000	22,813,000.00	22,299,707.50	22,712,143.73	0.00	442,952.42	5/8/2023		97.750	3.109		3.109	412,436.23
313384FM6	188265	109	FHLB Disc Note	11/15/2022	4.450	9,059,000.00	8,859,676.84	9,014,384.42	0.00	153,411.65	5/12/2023		97.800	4.550		4.550	154,707.58
313312FS4	188198	109	FFCB Disc Note	11/8/2022	4.550	8,000,000.00	7,807,888.89	7,955,560.00	0.00	145,600.00	5/17/2023		97.599	4.689		4.689	147,671.11
78009BSN3	188052	109	RBC Comm Paper	10/20/2022	5.020	10,590,000.00	10,273,982.63	10,515,509.94	0.00	240,704.82	5/22/2023		97.016	5.226		5.226	241,527.31
313384FZ7	188400	109	FHLB Disc Note	11/23/2022	4.595	35,000,000.00	34,186,940.28	34,774,740.00	0.00	576,289.58	5/24/2023		97.677	4.704		4.704	587,799.72
313312GB0	187386	109	FFCB Disc Note	8/5/2022	3.050	31,500,000.00	30,715,387.50	31,289,359.50	0.00	637,831.25	5/26/2023		97.509	3.163		3.163	573,972.00
313384GF0	188759	109	FHLB Disc Note	12/27/2022	4.580	24,586,000.00	24,104,305.62	24,409,226.66	0.00	297,149.13	5/30/2023		98.041	4.672		4.672	304,921.04
3130AUGQ1	188836	109	FHLB Bullet	1/6/2023	4.730	23,100,000.00	23,100,000.00	23,094,386.70	0.00	257,982.08	6/1/2023		100.000	4.730		4.730	(5,613.30)
46640QT50	187640	109	J.P. Morgan Comm Paper	9/8/2022	3.900	22,670,000.00	22,006,902.50	22,465,425.92	0.00	503,462.92	6/5/2023		97.075	4.047		4.047	458,523.42
313312GN4	187578	109	FFCB Disc Note	8/31/2022	3.350	35,000,000.00	34,091,312.50	34,709,255.00	0.00	693,729.17	6/6/2023		97.404	3.462		3.462	617,942.50
313312GN4	187673	109	FFCB Disc Note	9/13/2022	3.510	3,743,000.00	3,645,925.30	3,711,906.90	0.00	72,988.50	6/6/2023		97.407	3.627		3.627	65,981.60
46640QT92	187672	109	J.P. Morgan Comm Paper	9/13/2022	4.000	7,731,000.00	7,499,929.00	7,656,782.40	0.00	171,800.00	6/9/2023		97.011	4.153		4.153	156,853.40
313384GU7	188644	109	FHLB Disc Note	12/15/2022	4.550	15,513,000.00	15,162,039.92	15,372,110.93	0.00	209,791.78	6/12/2023		97.738	4.655		4.655	210,071.01
313384GW3	188671	109	FHLB Disc Note	12/16/2022	4.555	15,875,000.00	15,513,446.88	15,726,727.50	0.00	212,914.62	6/14/2023		97.723	4.661		4.661	213,280.62
91411U7L9	189596	109	Univ of California Comm Paper	3/30/2023	5.050	13,511,000.00	13,355,585.97	13,355,585.97	0.00	3,790.59	6/20/2023		98.550	5.180		5.180	0.00
313384HF9	188748	109	FHLB Disc Note	12/23/2022	4.585	26,340,000.00	25,729,446.12	26,063,377.32	0.00	332,114.47	6/23/2023		97.682	4.694		4.694	333,931.20
313384HF9	188749	109	FHLB Disc Note	12/23/2022	4.585	26,000,000.00	25,397,327.22	25,726,948.00	0.00	327,827.50	6/23/2023		97.682	4.694		4.694	329,620.78
3137EAES4	187178	109	FHLB Bullet	7/7/2022	0.250	10,000,000.00	9,938,057.16	9,899,530.00	0.00	6,597.22	6/26/2023		97.457	2.930		2.930	(38,527.16)
313312HL7	189190	109	FFCB Disc Note	2/6/2023	4.770	7,600,000.00	7,467,076.00	7,515,290.40	0.00	44,308.00	6/28/2023		98.251	4.855		4.855	48,214.40
313312HR4	187866	109	FFCB Disc Note	9/30/2022	4.100	15,000,000.00	14,528,500.00	14,822,565.00	0.00	312,625.00	7/3/2023		96.857	4.265		4.265	294,065.00
912796ZS1	188854	109	U.S. Treasury Bill	1/10/2023	4.665	25,000,000.00	24,426,593.75	24,696,950.00	0.00	262,406.25	7/6/2023		97.706	4.841		4.841	270,356.25
313588HZ1	188962	109	FNMA Disc Note	1/20/2023	4.550	12,000,000.00	11,739,133.33	11,845,656.00	0.00	107,683.33	7/11/2023		97.826	4.651		4.651	106,522.67
313384JB6	189161	109	FHLB Disc Note	2/15/2023	4.750	33,075,000.00	32,429,118.75	32,641,056.00	0.00	196,382.81	7/13/2023		98.047	4.845		4.845	211,937.25
313384JF7	189011	109	FHLB Disc Note	1/27/2023	4.690	25,000,000.00	24,443,062.50	24,659,100.00	0.00	208,444.44	7/17/2023		97.772	4.797		4.797	216,037.50
89233HUS1	188977	109	Toyota Comm Paper	1/24/2023	4.900	41,000,000.00	39,978,758.33	40,324,033.00	0.00	373,897.22	7/26/2023		97.509	5.095		5.095	345,274.67
313384JS9	189136	109	FHLB Disc Note	2/10/2023	4.700	30,000,000.00	29,342,000.00	29,548,380.00	0.00	195,833.33	7/28/2023		97.807	4.805		4.805	206,380.00
313384JZ3	189150	109	FHLB Disc Note	2/14/2023	4.745	29,000,000.00	28,346,376.25	28,537,392.00	0.00	175,828.61	8/4/2023		97.746	4.854		4.854	191,015.75
313384KC2	189528	109	FHLB Disc Note	3/23/2023	4.750	20,000,000.00	19,638,472.22	19,673,240.00	0.00	23,750.00	8/7/2023		98.192	4.837		4.837	34,767.78
313384KM0	189189	109	FHLB Disc Note	2/16/2023	4.830	11,755,000.00	11,469,539.62	11,549,358.03	0.00	69,393.68	8/16/2023		97.572	4.950		4.950	79,818.41
313384KS7	188180	109	FHLB Disc Note	11/4/2022	4.625	12,330,000.00	11,870,621.88	12,106,370.79	0.00	234,441.25	8/21/2023		96.274	4.826		4.826	235,748.91
3130AT5B9	187615	109	FHLB Bullet	9/6/2022	3.375	30,000,000.00	29,972,556.34	29,809,920.00	0.00	84,375.00	9/1/2023		99.784	3.600		3.600	(162,636.34)
313384ML0	189105	109	FHLB Disc Note	2/8/2023	4.820	35,795,000.00	34,663,957.54	34,940,215.40	0.00	249,212.75	10/2/2023		96.840	5.005		5.005	276,257.86
313384ND7	189352	109	FHLB Disc Note	3/3/2023	4.990	14,465,000.00	14,003,847.76	14,098,080.81	0.00	58,145.28	10/19/2023		96.812	5.240		5.240	94,233.05
313384NS4	189372	109	FHLB Disc Note	3/7/2023	5.035	12,000,000.00	11,598,878.33	11,676,048.00	0.00	41,958.33	11/1/2023		96.657	5.290		5.290	77,169.67
313384PM5	188401	109	FHLB Disc Note	11/23/2022	4.650	34,200,000.00	32,600,865.00	33,195,238.20	0.00	569,857.50	11/20/2023		95.324	4.887		4.887	594,373.20
79584SZE9	189503	109	Salvation Army Comm Paper	3/21/2023	4.850	19,000,000.00	18,313,994.44	18,313,994.44	0.00	28,156.94	12/14/2023		96.389	5.061		5.061	0.00
46514VBA0	186204	109	State of Israel Jubilee Bonds	1/15/2022	1.000	10,000,000.00	10,000,000.00	9,723,370.00	0.00	41,369.86	1/1/2024		100.000	1.001		1.001	(276,630.00)
3130AVH47	189595	109	FHLB Callable Bond	3/30/2023	5.000	25,000,000.00	25,000,000.00	24,992,000.00	0.00	3,472.22	1/30/2024	6/30/2023	100.000	5.008		5.008	(8,000.00)
3130AUJ28	189104	109	FHLB Bullet	2/8/2023	5.000	20,000,000.00	20,000,000.00	20,040,320.00	0.00	147,222.22	2/8/2024		100.000	5.000		5.000	40,320.00
3130AV2E1	189217	109	FHLB Bullet	2/21/2023	5.000	16,425,000.00	16,404,706.00	16,469,905.95	0.00	91,250.00	2/21/2024		99.861	5.144		5.144	65,199.95
3130AV4V1	189276	109	FHLB Bullet	2/27/2023	5.125	7,000,000.00	6,993,661.11	7,004,326.00	0.00	33,881.94	2/27/2024		99.900	5.229		5.229	10,664.89
3135GAFB2	189297	109	FNMA Callable Bond	3/1/2023	5.330	12,000,000.00	12,000,000.00	11,989,332.00	0.00	53,300.00	3/1/2024	9/1/2023	100.000	5.330		5.330	(10,668.00)
3135GAFB2	189298	109	FNMA Callable Bond	3/1/2023	5.330	5,000,000.00	5,000,000.00	4,995,555.00	0.00	22,208.33	3/1/2024	9/1/2023	100.000	5.330		5.330	(4,445.00)
3130AVF98	189495	109	FHLB Callable Bond	3/20/2023	5.000	10,000,000.00	10,000,000.00	9,992,440.00	0.00	15,277.78	3/20/2024	6/20/2023	100.000	5.000		5.000	(7,560.00)

EOM - REPORT WRITER
Investment Inventory
Sorted by Fund
March 31, 2023

CUSIP	Investment #	Fund Number	Issuer	Purchase Date	Cur Rate	Par Value	Book Value	Market Value	Pur Accr Interest	Accrued Interest	Maturity Date	Call Date	Purchase Price	YTM	YTC	YTW	Unrealized G/L
3130AVFL1	189597	109	FHLB Callable Bond	3/30/2023	5.300	8,000,000.00	8,000,000.00	8,004,656.00	0.00	1,177.78	3/28/2024	6/28/2023	100.000	5.300		5.300	4,656.00
3135GAFS5	189566	109	FNMA Callable Bond	3/28/2023	5.250	9,000,000.00	9,000,000.00	8,991,252.00	0.00	3,937.50	4/23/2024	6/28/2023	100.000	5.254		5.254	(8,748.00)
46514TND6	184518	109	State of Israel Jubilee Bonds	6/1/2021	0.960	11,000,000.00	11,000,000.00	10,522,215.00	0.00	43,686.58	6/1/2024		100.000	0.961		0.961	(477,785.00)
3130AV5F5	189373	109	FHLB Callable Bond	3/7/2023	5.450	7,500,000.00	7,500,000.00	7,517,175.00	0.00	27,250.00	6/7/2024	9/7/2023	100.000	5.457	5.450	5.450	17,175.00
3134GXJ96	187333	109	FHLMC Step-Up Bond	7/29/2022	3.500	8,160,000.00	8,160,000.00	8,088,306.24	0.00	51,566.67	7/26/2024		100.000	3.420		3.420	(71,693.76)
3134GWSW7	182298	109	FHLMC Callable Bond	9/22/2020	0.420	15,000,000.00	14,998,625.44	14,135,385.00	0.00	2,450.00	9/17/2024		99.975	0.426		0.426	(863,240.44)
3130AVE57	189598	109	FHLB Callable Bond	3/30/2023	6.000	7,000,000.00	7,000,000.00	7,018,557.00	0.00	1,166.67	12/30/2024	6/30/2023	100.000	6.007		6.007	18,557.00
3134GVZ68	181592	109	FHLMC Callable Bond	6/24/2020	0.700	6,000,000.00	5,997,325.18	5,565,492.00	0.00	11,433.33	6/23/2025		99.900	0.720		0.720	(431,833.18)
3134GWWT9	182415	109	FHLMC Callable Bond	10/6/2020	0.550	12,946,000.00	12,943,405.03	11,874,614.93	0.00	197.79	9/30/2025		99.960	0.558		0.558	(1,068,790.10)
3134GW3X2	182593	109	FHLMC Callable Bond	10/27/2020	0.625	30,000,000.00	30,000,000.00	27,512,700.00	0.00	80,208.33	10/27/2025		100.000	0.625		0.625	(2,487,300.00)
3136G46S7	182614	109	FNMA Callable Bond	10/28/2020	0.560	25,000,000.00	25,000,000.00	22,886,950.00	0.00	59,500.00	10/28/2025		100.000	0.560		0.560	(2,113,050.00)
3135G06J7	183098	109	FNMA Callable Bond	12/10/2020	0.650	10,000,000.00	10,000,000.00	9,129,020.00	0.00	20,041.67	12/10/2025		100.000	0.650		0.650	(870,980.00)
3130ALGH1	183862	109	FHLB Step-Up Bond	2/26/2021	0.500	6,000,000.00	6,000,000.00	5,517,342.00	0.00	2,916.67	2/26/2026		100.000	0.450		0.450	(482,658.00)
3130ALGE8	183968	109	FHLB Step-Up Bond	3/10/2021	0.500	5,000,000.00	5,000,000.00	4,591,505.00	0.00	1,458.33	3/10/2026		100.000	0.450		0.450	(408,495.00)
3130ALM27	184064	109	FHLB Step-Up Bond	3/23/2021	0.750	6,000,000.00	6,000,000.00	5,537,790.00	0.00	1,000.00	3/23/2026		100.000	0.635		0.635	(462,210.00)
109 Total						1,419,338,000.00	1,396,179,400.18	1,398,282,378.10	0.00	13,888,647.93							2,102,977.92
WACHOVIA8	151203	300	Wells Fargo Interest Bearing Acct		0.840	15,828,931.11	15,828,931.11	15,828,931.11	0.00	11,227.21			100.000	0.840		0.840	0.00
825252885	184865	300	Invesco Money Market Fund	7/23/2021	4.733	16,695,400.00	16,695,400.00	16,695,400.00	0.00	64,913.72			100.000	4.733		4.733	0.00
31607A703	168034	300	Fidelity Money Market Fund		4.760	0.00	0.00	0.00	0.00	0.44			100.000	4.760		4.760	0.00
09248U700	186939	300	BlackRock Money Market Fund	5/26/2022	4.717	0.00	0.00	0.00	0.00	25,941.13			100.000	4.717		4.717	0.00
4812C0670	184103	300	J.P. Morgan Money Market Fund	3/25/2021	4.663	0.00	0.00	0.00	0.00	0.00			100.000	4.663		4.663	0.00
14912ER33	189447	300	Caterpillar Comm Paper	3/15/2023	4.700	3,700,000.00	3,690,821.94	3,690,821.94	0.00	8,211.95	4/3/2023		99.752	4.777		4.777	0.00
79584SR32	187198	300	Salvation Army Comm Paper	7/11/2022	3.200	5,000,000.00	4,881,777.78	4,881,777.78	0.00	117,333.33	4/3/2023		97.636	3.306		3.306	0.00
48306BR49	188806	300	Kaiser Comm Paper	1/4/2023	4.500	5,000,000.00	4,943,750.00	4,997,295.00	0.00	54,375.00	4/4/2023		98.875	4.614		4.614	53,545.00
313384DY2	188054	300	FHLB Disc Note	10/20/2022	4.275	5,000,000.00	4,900,843.75	4,998,750.00	0.00	96,781.25	4/5/2023		98.017	4.361		4.361	97,906.25
14912ER66	189470	300	Caterpillar Comm Paper	3/16/2023	4.800	5,000,000.00	4,986,000.00	4,996,000.00	0.00	10,666.67	4/6/2023		99.720	4.880		4.880	10,000.00
26441UR64	189123	300	Duke Univ Comm Paper	2/9/2023	4.650	5,000,000.00	4,963,833.33	4,963,833.33	0.00	32,937.50	4/6/2023		99.277	4.749		4.749	0.00
91411URA5	189231	300	Univ of California Comm Paper	2/22/2023	4.550	4,000,000.00	3,976,238.88	3,976,238.88	0.00	19,211.12	4/10/2023		99.406	4.641		4.641	0.00
313384ED7	188922	300	FHLB Disc Note	1/18/2023	4.560	9,476,000.00	9,377,575.95	9,467,699.02	0.00	87,621.41	4/10/2023		98.961	4.608		4.608	90,123.07
48306BRB3	189082	300	Kaiser Comm Paper	2/3/2023	4.650	3,000,000.00	2,974,037.50	2,995,527.00	0.00	22,087.50	4/11/2023		99.135	4.756		4.756	21,489.50
98459SRB6	188856	300	Yale Univ Comm Paper	1/10/2023	4.650	5,000,000.00	4,941,225.00	4,992,655.00	0.00	52,316.21	4/11/2023		98.825	4.771		4.771	51,430.00
5255M5RC5	188884	300	Leland Stanford Comm Paper	1/12/2023	4.550	5,000,000.00	4,943,125.00	4,943,125.00	0.00	49,923.61	4/12/2023		98.863	4.666		4.666	0.00
89233HRC0	187883	300	Toyota Comm Paper	10/4/2022	4.250	5,000,000.00	4,887,847.22	4,991,920.00	0.00	105,659.72	4/12/2023		97.757	4.404		4.404	104,072.78
98459SRC4	189108	300	Yale Univ Comm Paper	2/8/2023	4.650	5,000,000.00	4,959,310.00	4,991,980.00	0.00	33,585.40	4/12/2023		99.186	4.754		4.754	32,670.00
313384EF2	188777	300	FHLB Disc Note	12/30/2022	4.485	3,000,000.00	2,961,503.75	2,996,622.00	0.00	34,385.00	4/12/2023		98.717	4.543		4.543	35,118.25
313384EG0	189095	300	FHLB Disc Note	2/7/2023	4.525	2,000,000.00	1,983,659.72	1,997,498.00	0.00	13,323.61	4/13/2023		99.183	4.562		4.562	13,838.28
313384EH8	189278	300	FHLB Disc Note	2/27/2023	4.610	2,000,000.00	1,988,218.89	1,997,248.00	0.00	8,451.67	4/14/2023		99.411	4.637		4.637	9,029.11
313588EL5	189299	300	FNMA Disc Note	3/1/2023	4.540	5,300,000.00	5,268,585.72	5,290,714.40	0.00	20,720.06	4/17/2023		99.407	4.567		4.567	22,128.68
313312EM8	189543	300	FFCB Disc Note	3/24/2023	4.500	5,000,000.00	4,984,375.00	4,990,615.00	0.00	5,000.00	4/18/2023		99.688	4.514		4.514	6,240.00
313384EM7	189433	300	FHLB Disc Note	3/13/2023	4.700	2,500,000.00	2,488,250.00	2,495,307.50	0.00	6,201.39	4/18/2023		99.530	4.722		4.722	7,057.50
62479MRK1	189567	300	MUFG Comm Paper	3/28/2023	4.800	1,200,000.00	1,196,480.00	1,196,925.60	0.00	640.00	4/19/2023		99.707	4.814		4.814	445.60
98459SRL4	189504	300	Yale Univ Comm Paper	3/21/2023	4.820	5,000,000.00	4,979,915.00	4,986,610.00	0.00	7,364.50	4/20/2023		99.598	4.907		4.907	6,695.00
313384EP0	187447	300	FHLB Disc Note	8/16/2022	3.070	4,000,000.00	3,915,745.56	3,991,496.00	0.00	77,773.33	4/20/2023		97.894	3.183		3.183	75,750.44
313384EQ8	189137	300	FHLB Disc Note	2/10/2023	4.590	3,700,000.00	3,666,977.50	3,691,490.00	0.00	23,587.50	4/21/2023		99.108	4.631		4.631	24,512.50
313384ET2	188447	300	FHLB Disc Note	11/29/2022	4.495	5,500,000.00	5,399,736.53	5,485,557.00	0.00	84,468.54	4/24/2023		98.177	4.578		4.578	85,820.47
14912ERR0	189542	300	Caterpillar Comm Paper	3/24/2023	4.850	5,000,000.00	4,978,444.44	4,983,215.00	0.00	5,388.89	4/25/2023		99.569	4.939		4.939	4,770.56
62479MRR6	189268	300	MUFG Comm Paper	2/24/2023	4.650	5,000,000.00	4,961,250.00	4,983,075.00	0.00	23,250.00	4/25/2023		99.225	4.751		4.751	21,825.00
313384EV7	187799	300	FHLB Disc Note	9/26/2022	3.930	5,000,000.00	4,884,283.33	4,985,315.00	0.00	102,070.84	4/26/2023		97.686	4.048		4.048	101,031.67
91411URT4	189284	300	Univ of California Comm Paper	2/28/2023	4.700	5,000,000.00	4,962,138.90	4,962,138.90	0.00	20,888.88	4/27/2023		99.243	4.802		4.802	0.00
313384EX3	189285	300	FHLB Disc Note	2/28/2023	4.630	3,000,000.00	2,977,235.83	2,990,622.00	0.00	12,346.67	4/28/2023		99.241	4.665		4.665	13,386.17
313384FA2	189277	300	FHLB Disc Note	2/27/2023	4.700	5,000,000.00	4,958,875.00	4,982,310.00	0.00	21,541.67	5/1/2023		99.178	4.739		4.739	23,435.00
313384FB0	187814	300	FHLB Disc Note	9/27/2022	3.905	3,000,000.00	2,929,384.58	2,989,005.00	0.00	60,527.50	5/2/2023		97.646	4.024		4.024	59,620.42
313384FC8	189124	300	FHLB Disc Note	2/9/2023	4.640	6,000,000.00	5,935,813.33	5,977,254.00	0.00	39,440.00	5/3/2023		98.930	4.690			

EOM - REPORT WRITER
Investment Inventory
Sorted by Fund
March 31, 2023

CUSIP	Investment #	Fund Number	Issuer	Purchase Date	Cur Rate	Par Value	Book Value	Market Value	Pur Accr Interest	Accrued Interest	Maturity Date	Call Date	Purchase Price	YTM	YTC	YTW	Unrealized G/L
313384FE4	189286	300	FHLB Disc Note	2/28/2023	4.635	3,000,000.00	2,974,507.50	2,987,616.00	0.00	12,360.00	5/5/2023		99.150	4.675		4.675	13,108.50
46640QS85	188201	300	J.P. Morgan Comm Paper	11/8/2022	5.010	2,000,000.00	1,949,621.67	1,989,670.00	0.00	40,080.00	5/8/2023		97.481	5.211		5.211	40,048.33
313384FJ3	189300	300	FHLB Disc Note	3/1/2023	4.680	5,000,000.00	4,955,150.00	4,976,795.00	0.00	20,150.00	5/9/2023		99.103	4.722		4.722	21,645.00
313384FK0	187897	300	FHLB Disc Note	10/5/2022	4.005	2,000,000.00	1,951,717.50	1,990,654.00	0.00	39,605.00	5/10/2023		97.586	4.145		4.145	38,936.50
26441USB2	189409	300	Duke Univ Comm Paper	3/9/2023	4.800	3,025,000.00	2,999,590.00	2,999,590.00	0.00	9,276.67	5/11/2023		99.160	4.908		4.908	0.00
313384FL8	189327	300	FHLB Disc Note	3/2/2023	4.685	4,500,000.00	4,459,006.25	4,478,404.50	0.00	17,568.75	5/11/2023		99.089	4.728		4.728	19,398.25
313384FM6	188257	300	FHLB Disc Note	11/14/2022	4.480	2,200,000.00	2,150,993.78	2,189,165.00	0.00	37,781.33	5/12/2023		97.772	4.582		4.582	38,171.22
78009BSF0	188293	300	RBC Comm Paper	11/16/2022	4.970	5,000,000.00	4,875,750.00	4,969,780.00	0.00	93,877.78	5/15/2023		97.515	5.167		5.167	94,030.00
91411USG1	189599	300	Univ of California Comm Paper	3/30/2023	5.000	5,000,000.00	4,967,361.11	4,967,361.11	0.00	1,388.89	5/16/2023		99.347	5.103		5.103	0.00
313384FR5	189361	300	FHLB Disc Note	3/6/2023	4.725	2,000,000.00	1,981,362.50	1,989,142.00	0.00	6,825.00	5/16/2023		99.068	4.769		4.769	7,779.50
59087BSH1	189487	300	MetLife Funding Comm Paper	3/17/2023	4.700	5,000,000.00	4,960,180.56	4,968,475.00	0.00	9,791.67	5/17/2023		99.204	4.804		4.804	8,294.44
313384FS3	189375	300	FHLB Disc Note	3/7/2023	4.730	3,000,000.00	2,972,014.17	2,983,335.00	0.00	9,854.17	5/17/2023		99.067	4.775		4.775	11,320.83
19865XSJ1	189192	300	Columbia Univ Comm Paper	2/16/2023	4.700	5,000,000.00	4,940,597.22	4,940,597.22	0.00	28,722.22	5/18/2023		98.812	4.823		4.823	0.00
313384FU8	188909	300	FHLB Disc Note	1/17/2023	4.610	10,000,000.00	9,843,772.22	9,941,930.00	0.00	94,761.11	5/19/2023		98.438	4.683		4.683	98,157.78
07287DSN1	189438	300	Baylor Scott Comm Paper	3/14/2023	4.950	3,000,000.00	2,971,537.50	2,978,961.00	0.00	7,425.00	5/22/2023		99.051	5.067		5.067	7,423.50
313384FX2	189432	300	FHLB Disc Note	3/13/2023	4.800	5,000,000.00	4,953,333.33	4,969,080.00	0.00	12,666.67	5/22/2023		99.067	4.845		4.845	15,746.67
89233HSP0	189556	300	Toyota Comm Paper	3/2/2023	4.910	1,500,000.00	1,488,338.75	1,489,021.50	0.00	1,022.92	5/23/2023		99.223	5.017		5.017	682.75
313384FZ7	189328	300	FHLB Disc Note	3/2/2023	4.755	4,500,000.00	4,450,666.88	4,471,038.00	0.00	17,831.25	5/24/2023		98.904	4.808		4.808	20,371.12
19865XSR3	189250	300	Columbia Univ Comm Paper	2/23/2023	4.750	5,000,000.00	4,939,965.28	4,939,965.28	0.00	24,409.72	5/25/2023		98.799	4.874		4.874	0.00
313384GA1	189600	300	FHLB Disc Note	3/30/2023	4.700	5,000,000.00	4,963,444.44	4,967,195.00	0.00	1,305.56	5/25/2023		99.269	4.735		4.735	3,750.56
313384GB9	189608	300	FHLB Disc Note	3/31/2023	4.705	5,000,000.00	4,963,405.56	4,966,565.00	0.00	653.47	5/26/2023		99.268	4.740		4.740	3,159.44
07287DSW1	189531	300	Baylor Scott Comm Paper	3/23/2023	5.050	5,000,000.00	4,952,305.56	4,959,500.00	0.00	6,312.50	5/30/2023		99.046	5.169		5.169	7,194.44
98459SSX7	189577	300	Yale Univ Comm Paper	3/29/2023	4.931	5,000,000.00	4,956,850.00	4,958,710.00	0.00	2,054.76	5/31/2023		99.137	5.043		5.043	1,860.00
313384GG8	188824	300	FHLB Disc Note	1/5/2023	4.635	5,000,000.00	4,906,012.50	4,963,420.00	0.00	55,362.50	5/31/2023		98.120	4.724		4.724	57,407.50
313384GH6	189488	300	FHLB Disc Note	3/17/2023	4.815	5,000,000.00	4,949,175.00	4,961,700.00	0.00	10,031.25	6/1/2023		98.984	4.864		4.864	12,525.00
46640QT27	187624	300	J.P. Morgan Comm Paper	9/7/2022	3.870	1,500,000.00	1,456,785.00	1,487,109.00	0.00	33,217.50	6/2/2023		97.119	4.014		4.014	30,324.00
313384GJ2	189496	300	FHLB Disc Note	3/20/2023	4.720	3,000,000.00	2,970,893.33	2,976,630.00	0.00	4,720.00	6/2/2023		99.300	4.766		4.766	5,736.67
46640QT50	189081	300	J.P. Morgan Comm Paper	2/3/2023	4.700	3,345,000.00	3,291,721.58	3,314,814.72	0.00	24,892.38	6/5/2023		98.407	4.842		4.842	23,093.14
313384GN3	188735	300	FHLB Disc Note	12/22/2022	4.535	6,000,000.00	5,874,531.67	5,950,158.00	0.00	75,583.33	6/6/2023		97.909	4.632		4.632	75,626.33
19865XT84	189407	300	Columbia Univ Comm Paper	3/9/2023	5.000	3,000,000.00	2,962,083.33	2,962,083.33	0.00	9,583.33	6/8/2023		98.736	5.134		5.134	0.00
313384GQ6	188825	300	FHLB Disc Note	1/5/2023	4.660	3,000,000.00	2,940,196.67	2,974,305.00	0.00	33,396.66	6/8/2023		98.007	4.755		4.755	34,108.33
313384GR4	189511	300	FHLB Disc Note	3/22/2023	4.675	4,500,000.00	4,453,834.38	4,460,872.50	0.00	5,843.75	6/9/2023		98.974	4.723		4.723	7,038.12
89233HTC8	189446	300	Toyota Comm Paper	3/15/2023	5.000	5,000,000.00	4,938,194.44	4,949,180.00	0.00	11,805.56	6/12/2023		98.764	5.133		5.133	10,985.56
313384GV5	189497	300	FHLB Disc Note	3/20/2023	4.705	3,000,000.00	2,966,672.92	2,972,367.00	0.00	4,705.00	6/13/2023		98.889	4.758		4.758	5,694.08
313384GY9	187878	300	FHLB Disc Note	10/3/2022	3.975	2,000,000.00	1,943,466.67	1,980,444.00	0.00	39,750.00	6/16/2023		97.173	4.125		4.125	36,977.33
16085HTL0	189152	300	Carolinas Health Comm Paper	2/14/2023	4.780	5,000,000.00	4,916,350.00	4,916,350.00	0.00	30,538.89	6/20/2023		98.327	4.929		4.929	0.00
313384HD4	189512	300	FHLB Disc Note	3/22/2023	4.730	4,500,000.00	4,446,196.25	4,453,902.00	0.00	5,912.50	6/21/2023		98.804	4.787		4.787	7,705.75
78009BTP7	187815	300	RBC Comm Paper	9/27/2022	4.430	5,000,000.00	4,834,490.28	4,941,505.00	0.00	114,441.67	6/23/2023		96.690	4.611		4.611	107,014.72
313384HF9	188910	300	FHLB Disc Note	1/17/2023	4.660	10,000,000.00	9,796,772.22	9,894,980.00	0.00	95,788.89	6/23/2023		97.968	4.757		4.757	98,207.78
313384HK8	188736	300	FHLB Disc Note	12/22/2022	4.560	6,000,000.00	5,857,880.00	5,933,892.00	0.00	76,000.00	6/27/2023		97.631	4.722		4.722	76,012.00
313384HL6	189578	300	FHLB Disc Note	3/29/2023	4.720	5,000,000.00	4,940,344.44	4,944,270.00	0.00	1,966.67	6/28/2023		99.807	4.777		4.777	3,925.56
313384HM4	189579	300	FHLB Disc Note	3/29/2023	4.717	3,968,000.00	3,920,168.54	3,923,260.80	0.00	1,559.72	6/29/2023		98.795	4.774		4.774	3,092.26
313384HN2	189609	300	FHLB Disc Note	3/31/2023	4.810	3,000,000.00	2,963,524.17	2,965,788.00	0.00	400.83	6/30/2023		98.784	4.869		4.869	2,263.83
21920PU62	189408	300	Cornell Univ Comm Paper	3/9/2023	5.050	5,000,000.00	4,916,534.72	4,916,534.72	0.00	16,131.94	7/6/2023		98.371	5.207		5.207	0.00
313312HV5	188786	300	FFCB Disc Note	1/3/2023	4.650	7,000,000.00	6,832,729.17	6,913,578.00	0.00	79,566.67	7/7/2023		97.610	4.791		4.791	80,848.83
313384JA8	188911	300	FHLB Disc Note	1/17/2023	4.670	10,000,000.00	9,771,688.89	9,870,090.00	0.00	95,994.44	7/12/2023		97.717	4.779		4.779	98,401.11
313384JC4	189018	300	FHLB Disc Note	1/30/2023	4.690	10,000,000.00	9,785,041.67	9,867,510.00	0.00	79,469.44	7/14/2023		97.850	4.793		4.793	82,468.33
46640QUH2	188267	300	J.P. Morgan Comm Paper	11/15/2022	5.000	2,000,000.00	1,932,222.22	1,969,760.00	0.00	38,055.56	7/17/2023		96.611	5.213		5.213	37,537.78
313384JQ3	189019	300	FHLB Disc Note	1/30/2023	4.690	10,000,000.00	9,769,408.33	9,852,040.00	0.00	79,469.45	7/26/2023		97.694	4.801		4.801	82,631.67
313384JS9	189020	300	FHLB Disc Note	1/30/2023	4.701	10,000,000.00	9,766,255.83	9,849,460.00	0.00	79,655.83	7/28/2023		97.663	4.814		4.814	83,204.17
3133EMQK1	183704	300	FFCB Callable Bond	2/10/2021	0.150	3,700,000.00	3,699,867.42	3,635,024.30	0.00	786.25	8/10/2023		99.775	0.160		0.160	(64,843.12)
3135G05R0	181997	300	FNMA Callable Bond	8/13/2020	0.300	3,100,000.00	3,099,391.05	3,047,185.30	0.00	1,317.50	8/10/2023		99.836	0.355		0.355	(52,205.75)
89233HVB7	189147	300	Toyota Comm Paper	2/13/2023	5.000	5,000,000.00	4,875,694.44	4,905,920.00	0.00	32,638.89	8/11/2023		97.514	5.199		5.199	30,225.56
313384KW8	189544	300	FHLB Disc Note	3/24/2023	4.680	5,000,000.00	4,899,900.00	4,906,750.00	0.00	5,200.00	8/25/2023		97.998	4.776		4.776	6,850.00
3136G42C6	182084	300	FNMA Callable Bond	8/26/2020	0.320	2,000,000.00	2,000,000.00	1,962,260.00	0.00	640.00	8/25/2023		100.000	0.320		0.320	(37,740.00)
3130AU2P8	188737	300	FHLB Callable Bond	12/22/2022	5.000	2,000,000.00	2,000,000.00	1,996,582.00	0.00	27,500.00	9/22/2023	6/22/2023	100.000	5.010	7.582	5.010	(3,418.00)

EOM - REPORT WRITER
Investment Inventory
Sorted by Fund
March 31, 2023

CUSIP	Investment #	Fund Number	Issuer	Purchase Date	Cur Rate	Par Value	Book Value	Market Value	Pur Accr Interest	Accrued Interest	Maturity Date	Call Date	Purchase Price	YTM	YTC	YTW	Unrealized G/L
3130AUGU2	189021	300	FHLB Callable Bond	1/30/2023	5.000	2,000,000.00	2,000,000.00	1,996,506.00	0.00	16,944.44	10/27/2023	4/27/2023	100.000	5.011		5.011	(3,494.00)
3130ARNY3	186743	300	FHLB Step-Up Bond	4/27/2022	3.000	2,000,000.00	2,000,000.00	1,980,230.00	0.00	25,666.67	10/27/2023		100.000	2.494		2.494	(19,770.00)
3134GW6E1	184701	300	FHLMC Callable Bond	6/30/2021	0.320	2,000,000.00	1,999,899.76	1,946,530.00	0.00	2,648.89	11/2/2023		99.980	0.329		0.329	(53,369.76)
3133EMPB2	183644	300	FFCB Callable Bond	2/3/2021	0.170	4,000,000.00	4,000,000.00	3,887,400.00	0.00	2,795.56	11/3/2023		100.000	0.170		0.170	(112,600.00)
3130AUVB7	189288	300	FHLB Callable Bond	2/28/2023	5.000	2,000,000.00	2,000,000.00	1,996,158.00	0.00	9,166.67	11/28/2023	8/28/2023	100.000	5.010		5.010	(3,842.00)
3130ALFY5	183998	300	FHLB Callable Bond	3/15/2021	0.200	5,000,000.00	5,000,000.00	4,838,165.00	0.00	444.44	12/15/2023		100.000	0.200		0.200	(161,835.00)
3130AUUK8	189251	300	FHLB Step-Up Bond	2/23/2023	5.000	2,000,000.00	2,000,000.00	1,997,514.00	0.00	10,555.56	2/23/2024	8/23/2023	100.000	5.185		5.185	(2,486.00)
3130AUYM0	189287	300	FHLB Callable Bond	2/28/2023	5.250	2,000,000.00	2,000,000.00	1,998,056.00	0.00	9,625.00	2/28/2024	8/28/2023	100.000	5.250		5.250	(1,944.00)
3130AV3Q3	189301	300	FHLB Step-Up Bond	3/1/2023	5.150	2,000,000.00	2,000,000.00	1,999,706.00	0.00	8,583.33	3/1/2024	9/1/2023	100.000	5.569		5.569	(294.00)
3130AUW83	189374	300	FHLB Step-Up Bond	3/7/2023	5.000	2,000,000.00	2,000,000.00	2,001,976.00	0.00	6,666.67	3/7/2024	9/7/2023	100.000	5.247		5.247	1,976.00
3130AVG22	189555	300	FHLB Step-Up Bond	3/27/2023	5.000	2,000,000.00	2,000,000.00	2,000,036.00	0.00	1,111.11	3/27/2024	6/27/2023	100.000	5.500		5.500	36.00
3130APFB6	185430	300	FHLB Step-Up Bond	10/19/2021	0.700	2,000,000.00	2,000,000.00	1,914,848.00	0.00	6,300.00	4/19/2024		100.000	0.480		0.480	(85,152.00)
3130AME24	184360	300	FHLB Callable Bond	5/3/2021	0.390	2,500,000.00	2,500,000.00	2,385,170.00	0.00	4,008.33	5/3/2024		100.000	0.390		0.390	(114,830.00)
3135GA3C3	182926	300	FNMA Callable Bond	11/25/2020	0.350	1,300,000.00	1,299,894.61	1,237,965.30	0.00	1,693.61	5/17/2024		99.975	0.357		0.357	(61,929.31)
3130AUGP3	189001	300	FHLB Step-Up Bond	1/26/2023	5.000	2,000,000.00	2,000,000.00	1,995,554.00	0.00	18,055.56	7/26/2024	4/26/2023	100.000	5.246		5.246	(4,446.00)
3130ANF21	184994	300	FHLB Step-Up Bond	8/16/2021	0.500	2,000,000.00	2,000,000.00	1,901,704.00	0.00	1,250.00	8/16/2024	5/16/2023	100.000	0.417	0.321	0.321	(98,296.00)
3130ANF21	184995	300	FHLB Step-Up Bond	8/16/2021	0.500	2,000,000.00	2,000,000.00	1,901,704.00	0.00	1,250.00	8/16/2024	5/16/2023	100.000	0.417	0.321	0.321	(98,296.00)
3134GYK92	189353	300	FHLMC Step-Up Bond	3/3/2023	5.125	2,300,000.00	2,300,002.43	2,295,981.90	1,637.15	10,805.21	8/28/2024	8/28/2023	99.925	5.385		5.385	(4,020.53)
3134GYDV1	188978	300	FHLMC Step-Up Bond	1/24/2023	5.000	2,000,000.00	2,000,000.00	1,995,556.00	0.00	18,611.11	10/24/2024	7/24/2023	100.000	5.210		5.210	(4,444.00)
3130AMYT3	184702	300	FHLB Step-Up Bond	6/30/2021	0.700	2,000,000.00	2,000,000.00	1,885,446.00	0.00	3,538.89	12/30/2024		100.000	0.614		0.614	(114,554.00)
3130AN4K3	184847	300	FHLB Step-Up Bond	7/21/2021	0.500	2,000,000.00	2,000,000.00	1,880,164.00	0.00	1,944.44	1/21/2025		100.000	0.713		0.713	(119,836.00)
3130AQQ97	186312	300	FHLB Step-Up Bond	2/18/2022	1.250	1,000,000.00	1,000,000.00	963,836.00	0.00	1,493.06	2/18/2025		100.000	1.146		1.146	(36,164.00)
3130ALWA8	184250	300	FHLB Step-Up Bond	4/15/2021	0.625	1,100,000.00	1,100,000.00	1,033,215.70	0.00	3,170.14	4/15/2025	4/15/2023	100.000	0.563	0.500	0.500	(66,784.30)
3130ARH53	186725	300	FHLB Step-Up Bond	4/22/2022	2.000	2,000,000.00	2,000,000.00	1,959,884.00	0.00	17,666.67	4/22/2025	4/22/2023	100.000	2.326	2.000	2.000	(40,116.00)
3130ANZ60	185279	300	FHLB Step-Up Bond	9/27/2021	0.600	2,000,000.00	2,000,000.00	1,863,382.00	0.00	133.33	6/27/2025		100.000	0.540		0.540	(136,618.00)
3130ANGJ3	185019	300	FHLB Step-Up Bond	8/19/2021	0.600	2,000,000.00	2,000,000.00	1,883,982.00	0.00	1,400.00	8/19/2025	5/19/2023	100.000	0.525	0.386	0.386	(116,018.00)
3134GXM76	187536	300	FHLMC Step-Up Bond	8/25/2022	4.000	2,000,000.00	2,000,000.00	1,987,836.00	0.00	8,000.00	8/25/2025	5/25/2023	100.000	3.833	3.336	3.336	(12,164.00)
3134GXX33	187790	300	FHLMC Step-Up Bond	9/23/2022	4.000	2,000,000.00	2,000,000.00	1,979,816.00	0.00	1,777.78	9/23/2025	6/23/2023	100.000	5.110	4.007	4.007	(20,184.00)
3135G06B4	182576	300	FNMA Callable Bond	10/23/2020	0.560	2,000,000.00	2,000,000.00	1,831,836.00	0.00	4,946.67	10/22/2025		100.000	0.560		0.560	(168,164.00)
3130AKU61	183560	300	FHLB Step-Up Bond	1/27/2021	0.750	2,000,000.00	2,000,000.00	1,814,794.00	0.00	2,666.67	1/27/2026		100.000	0.610		0.610	(185,206.00)
3130AKTT3	183599	300	FHLB Step-Up Bond	1/29/2021	0.500	2,000,000.00	2,000,000.00	1,823,304.00	0.00	1,722.22	1/29/2026		100.000	0.440		0.440	(176,696.00)
3133EMZB1	184424	300	FFCB Callable Bond	5/13/2021	0.960	2,500,000.00	2,496,883.33	2,275,275.00	0.00	9,200.00	5/13/2026		99.800	1.001		1.001	(221,608.33)
3130AMKC5	184502	300	FHLB Step-Up Bond	5/28/2021	0.650	2,500,000.00	2,500,000.00	2,295,595.00	0.00	5,597.22	5/27/2026	5/27/2023	100.000	1.036	0.650	0.650	(204,405.00)
3130AN5F3	184821	300	FHLB Step-Up Bond	7/15/2021	0.750	2,000,000.00	2,000,000.00	1,825,408.00	0.00	3,166.67	7/15/2026	4/15/2023	100.000	1.045	0.750	0.750	(174,592.00)
3130ANHD5	185058	300	FHLB Step-Up Bond	8/26/2021	0.800	2,000,000.00	2,000,000.00	1,844,568.00	0.00	1,555.56	8/26/2026	5/26/2023	100.000	0.710	0.543	0.543	(155,432.00)
3130ANHR4	185059	300	FHLB Step-Up Bond	8/26/2021	0.750	2,000,000.00	2,000,000.00	1,820,132.00	0.00	1,458.33	8/26/2026	5/26/2023	100.000	0.725	0.661	0.661	(179,868.00)
3130APL37	185627	300	FHLB Callable Bond	11/16/2021	1.400	2,000,000.00	2,000,000.00	1,817,812.00	0.00	10,500.00	11/16/2026	5/16/2023	100.000	1.400	1.400	1.400	(182,188.00)
300 Total						524,438,331.11	518,664,986.25	518,064,779.64	1,637.15	3,402,243.59							(600,206.61)
825252885	166180	411	Invesco Money Market Fund		4.733	9,733,261.62	9,733,261.62	9,733,261.62	0.00	38,735.70			100.000	4.733		4.733	0.00
31607A703	166179	411	Fidelity Money Market Fund		4.760	8,186,587.89	8,186,587.89	8,186,587.89	0.00	31,837.64			100.000	4.760		4.760	0.00
09248U700	184293	411	BlackRock Money Market Fund	4/20/2021	4.717	965,926.14	965,926.14	965,926.14	0.00	3,267.80			100.000	4.717		4.717	0.00
4812C0670	184104	411	J.P. Morgan Money Market Fund	3/25/2021	4.663	25,000,000.00	25,000,000.00	25,000,000.00	0.00	95,220.40			100.000	4.663		4.663	0.00
14912ER33	189439	411	Caterpillar Comm Paper	3/14/2023	4.650	10,000,000.00	9,974,166.67	9,974,166.67	0.00	23,250.00	4/3/2023		99.742	4.727		4.727	0.00
62479MR54	189580	411	MUFG Comm Paper	3/29/2023	4.750	7,000,000.00	6,993,534.72	6,995,324.00	0.00	2,770.83	4/5/2023		99.908	4.820		4.820	1,789.28
26441UR64	189125	411	Duke Univ Comm Paper	2/9/2023	4.650	5,000,000.00	4,963,833.33	4,963,833.33	0.00	32,937.50	4/6/2023		99.277	4.749		4.749	0.00
46640QR60	187915	411	J.P. Morgan Comm Paper	10/6/2022	4.300	10,000,000.00	9,782,611.11	9,991,900.00	0.00	211,416.67	4/6/2023		97.826	4.457		4.457	209,288.89
48306BR64	188827	411	Kaiser Comm Paper	1/5/2023	4.540	10,000,000.00	9,885,238.89	9,991,870.00	0.00	108,455.55	4/6/2023		98.852	4.656		4.656	106,631.11
62479MR62	189581	411	MUFG Comm Paper	3/29/2023	4.750	7,000,000.00	6,992,611.11	6,994,386.00	0.00	2,770.83	4/6/2023		99.894	4.821		4.821	1,774.89
91411URA5	189270	411	Univ of California Comm Paper	2/24/2023	4.570	10,000,000.00	9,942,875.00	9,942,875.00	0.00	45,700.00	4/10/2023		99.429	4.660		4.660	0.00
313384ED7	189449	411	FHLB Disc Note	3/15/2023	4.700	35,133,000.00	35,013,742.98	35,102,223.49	0.00	77,975.74	4/10/2023		99.661	4.716		4.716	88,480.51
48306BRB3	188888	411	Kaiser Comm Paper	1/12/2023	4.600	10,000,000.00	9,886,277.78	9,985,090.00	0.00	100,944.44	4/11/2023		98.863	4.718		4.718	98,812.22
98459SRB6	188858	411	Yale Univ Comm Paper	1/10/2023	4.650	10,000,000.00	9,882,450.00	9,985,310.00	0.00	104,632.42	4/11/2023		98.825	4.771		4.771	102,860.00
313384EE5	188023	411	FHLB Disc Note	10/18/2022	4.210	49,000,000.00	47,997,201.39	48,950,951.00	0.00	945,495.83	4/11/2023		97.953	4.298		4.298	953,749.61
48306BRC1	188869	411	Kaiser Comm Paper	1/11/2023	4.630	3,579,000.00	3,537,112.78	3,573,176.97	0.00	36,823.93	4/12/2023		98.830	4.750		4.750	36,064.19
48306BRC1	188928	411	Kaiser Comm Paper	1/18/2023	4.630	10,000,000.00	9,891,966.67	9,983,730.00	0.00	93,886.11	4/12/2023		98.920	4.746		4.746	91,763.33
5255M5RC5	188889	411	Leland Stanford Comm Paper	1/12/2023	4.550	10,000,000.00	9,886,250.00	9,886,250.00	0.00	99,847.22	4/12/2023		98.863	4.666		4.666	0

EOM - REPORT WRITER
Investment Inventory
Sorted by Fund
March 31, 2023

CUSIP	Investment #	Fund Number	Issuer	Purchase Date	Cur Rate	Par Value	Book Value	Market Value	Pur Accr Interest	Accrued Interest	Maturity Date	Call Date	Purchase Price	YTM	YTC	YTW	Unrealized G/L
98459SRC4	189112	411	Yale Univ Comm Paper	2/8/2023	4.650	10,000,000.00	9,918,620.00	9,983,960.00	0.00	67,170.79	4/12/2023		99.186	4.754		4.754	65,340.00
78009BRE4	188001	411	RBC Comm Paper	10/14/2022	4.570	368,000.00	359,497.77	367,309.63	0.00	7,894.93	4/14/2023		97.690	4.743		4.743	7,811.86
313384EH8	188217	411	FHLB Disc Note	11/9/2022	4.450	20,000,000.00	19,614,333.33	19,972,480.00	0.00	353,527.78	4/14/2023		98.072	4.537		4.537	358,146.67
313384EL9	188202	411	FHLB Disc Note	11/8/2022	4.395	29,322,000.00	28,749,243.60	29,270,627.86	0.00	515,480.76	4/17/2023		98.047	4.483		4.483	521,384.26
98459SRJ9	189568	411	Yale Univ Comm Paper	3/28/2023	4.821	10,000,000.00	9,971,880.00	9,975,910.00	0.00	5,356.19	4/18/2023		99.719	4.901		4.901	4,030.00
313384EN5	189533	411	FHLB Disc Note	3/23/2023	4.480	10,000,000.00	9,966,400.00	9,979,990.00	0.00	11,200.00	4/19/2023		99.664	4.495		4.495	13,590.00
98459SRL4	189505	411	Yale Univ Comm Paper	3/21/2023	4.820	10,000,000.00	9,959,830.00	9,973,220.00	0.00	14,729.00	4/20/2023		99.598	4.907		4.907	13,390.00
313384EP0	189450	411	FHLB Disc Note	3/15/2023	4.760	12,770,000.00	12,709,214.80	12,742,850.98	0.00	28,704.12	4/20/2023		99.524	4.783		4.783	33,636.18
313384EV7	189513	411	FHLB Disc Note	3/22/2023	4.610	5,000,000.00	4,977,590.28	4,985,315.00	0.00	6,402.78	4/26/2023		99.552	4.631		4.631	7,724.72
07287DS43	189362	411	Baylor Scott Comm Paper	3/6/2023	4.800	10,000,000.00	9,921,333.33	9,954,260.00	0.00	34,666.67	5/4/2023		99.213	4.905		4.905	32,926.67
91411US55	189423	411	Univ of California Comm Paper	3/10/2023	4.850	10,000,000.00	9,924,555.56	9,952,900.00	0.00	29,638.89	5/5/2023		99.246	4.955		4.955	28,344.44
46640QS93	188219	411	J.P. Morgan Comm Paper	11/9/2022	5.000	10,000,000.00	9,748,611.11	9,946,990.00	0.00	198,611.11	5/9/2023		97.486	5.200		5.200	198,378.89
21920PSB4	188887	411	Cornell Univ Comm Paper	1/12/2023	4.600	10,000,000.00	9,847,944.44	9,847,944.44	0.00	100,944.45	5/11/2023		98.479	4.736		4.736	0.00
89233HSC9	188127	411	Toyota Comm Paper	10/31/2022	4.870	30,019,000.00	29,235,245.60	29,845,910.45	0.00	617,257.35	5/12/2023		97.389	5.063		5.063	610,664.85
313384FM6	188350	411	FHLB Disc Note	11/18/2022	4.490	29,322,000.00	28,682,006.63	29,177,589.15	0.00	490,052.07	5/12/2023		97.817	4.590		4.590	495,582.52
313384FM6	189611	411	FHLB Disc Note	3/31/2023	4.540	7,052,000.00	7,014,647.91	7,017,268.90	0.00	889.34	5/12/2023		99.470	4.564		4.564	2,620.99
46640QSG7	188268	411	J.P. Morgan Comm Paper	11/15/2022	4.870	15,000,000.00	14,630,691.67	14,906,175.00	0.00	277,995.83	5/16/2023		97.538	5.063		5.063	275,483.33
59087BSH1	189534	411	MetLife Funding Comm Paper	3/23/2023	4.750	10,000,000.00	9,927,430.56	9,936,950.00	0.00	11,875.00	5/17/2023		99.274	4.851		4.851	9,519.44
19865XSJ1	189197	411	Columbia Univ Comm Paper	2/16/2023	4.700	10,000,000.00	9,881,194.44	9,881,194.44	0.00	57,444.45	5/18/2023		98.812	4.823		4.823	0.00
89233HSH1	189557	411	Toyota Comm Paper	3/27/2023	4.890	10,000,000.00	9,928,008.33	9,932,470.00	0.00	6,791.67	5/19/2023		99.280	4.994		4.994	4,461.67
19865XSR3	189254	411	Columbia Univ Comm Paper	2/23/2023	4.750	10,000,000.00	9,879,930.56	9,879,930.56	0.00	48,819.44	5/25/2023		98.799	4.874		4.874	0.00
07287DSW1	189532	411	Baylor Scott Comm Paper	3/23/2023	5.050	10,000,000.00	9,904,611.11	9,919,000.00	0.00	12,625.00	5/30/2023		99.046	5.169		5.169	14,388.89
46640QT27	187625	411	J.P. Morgan Comm Paper	9/7/2022	3.870	10,000,000.00	9,711,900.00	9,914,060.00	0.00	221,450.00	6/2/2023		97.119	4.014		4.014	202,160.00
19865XT84	189410	411	Columbia Univ Comm Paper	3/9/2023	5.000	7,000,000.00	6,911,527.78	6,911,527.78	0.00	22,361.11	6/8/2023		98.736	5.134		5.134	0.00
313384GR4	189472	411	FHLB Disc Note	3/16/2023	4.730	15,240,000.00	15,069,798.83	15,107,488.20	0.00	32,037.87	6/9/2023		98.883	4.783		4.783	37,689.37
313384GR4	189610	411	FHLB Disc Note	3/31/2023	4.700	22,948,000.00	22,738,280.78	22,748,467.14	0.00	2,995.99	6/9/2023		99.086	4.743		4.743	10,186.36
78009BTC6	187709	411	RBC Comm Paper	9/15/2022	4.300	6,000,000.00	5,806,500.00	5,939,580.00	0.00	141,900.00	6/12/2023		96.775	4.473		4.473	133,080.00
912796X53	188321	411	U.S. Treasury Bill	11/17/2022	4.150	18,338,000.00	17,894,067.58	18,165,421.08	0.00	285,385.13	6/15/2023		97.579	4.300		4.300	271,353.50
912796X53	188870	411	U.S. Treasury Bill	11/11/2023	4.567	29,735,000.00	29,150,255.44	29,455,163.92	0.00	301,803.64	6/15/2023		98.033	4.724		4.724	304,908.48
313384GY9	188384	411	FHLB Disc Note	11/22/2022	4.610	18,000,000.00	17,525,170.00	17,823,996.00	0.00	299,650.00	6/16/2023		97.362	4.763		4.763	298,826.00
16085HTL0	189154	411	Carollinas Health Comm Paper	2/14/2023	4.780	10,000,000.00	9,832,700.00	9,832,700.00	0.00	61,077.78	6/20/2023		98.327	4.929		4.929	0.00
21920PU62	189411	411	Cornell Univ Comm Paper	3/9/2023	5.050	10,000,000.00	9,833,069.44	9,833,069.44	0.00	32,263.89	7/6/2023		98.331	5.207		5.207	0.00
313384JF7	188473	411	FHLB Disc Note	11/30/2022	4.620	30,019,000.00	29,136,791.62	29,609,660.92	0.00	469,997.48	7/17/2023		97.061	4.803		4.803	472,869.30
313384JG5	188474	411	FHLB Disc Note	11/30/2022	4.620	15,000,000.00	14,557,250.00	14,793,525.00	0.00	234,850.00	7/18/2023		97.048	4.804		4.804	236,275.00
313384JH3	189601	411	FHLB Disc Note	3/30/2023	4.675	20,000,000.00	19,711,708.33	19,722,120.00	0.00	5,194.44	7/19/2023		98.559	4.743		4.743	10,411.67
313384JX8	189139	411	FHLB Disc Note	2/10/2023	4.770	15,000,000.00	14,656,162.50	14,764,575.00	0.00	99,375.00	8/2/2023		97.708	4.882		4.882	108,412.50
3133EL3E2	181963	411	FFCB Callable Bond	8/10/2020	0.320	7,000,000.00	7,000,000.00	6,890,233.00	0.00	3,173.33	8/10/2023		100.000	0.320		0.320	(109,767.00)
3133EMQK1	183781	411	FFCB Callable Bond	2/18/2021	0.150	3,000,000.00	2,999,783.07	2,947,317.00	0.00	637.50	8/10/2023		99.950	0.170		0.170	(52,466.07)
3135G0SR0	182000	411	FNMA Callable Bond	8/13/2020	0.300	4,000,000.00	3,999,496.94	3,931,852.00	0.00	1,700.00	8/10/2023		99.895	0.335		0.335	(67,644.94)
313384KP3	188618	411	FHLB Disc Note	12/13/2022	4.570	18,000,000.00	17,433,320.00	17,680,482.00	0.00	249,065.00	8/18/2023		96.852	4.758		4.758	247,162.00
313384KS7	188615	411	FHLB Disc Note	12/12/2022	4.600	41,411,000.00	40,077,565.80	40,659,928.69	0.00	582,054.61	8/21/2023		96.780	4.791		4.791	582,362.89
3130ARZL8	186917	411	FHLB Step-Up Bond	5/25/2022	3.050	1,900,000.00	1,900,000.00	1,887,427.70	0.00	20,282.50	8/25/2023		100.000	2.648		2.648	(12,572.30)
3136G4ZB8	182110	411	FNMA Callable Bond	8/28/2020	0.330	3,500,000.00	3,500,000.00	3,432,733.50	0.00	1,058.75	8/28/2023		100.000	0.330		0.330	(67,266.50)
313384LJ6	188789	411	FHLB Disc Note	1/3/2023	4.650	30,019,000.00	29,065,146.28	29,411,745.65	0.00	341,215.96	9/6/2023		96.823	4.830		4.830	346,599.37
313384LX5	189378	411	FHLB Disc Note	3/7/2023	4.990	17,000,000.00	16,538,147.78	16,627,768.00	0.00	58,909.72	9/19/2023		97.283	5.235		5.235	89,620.22
3130AU2P8	188738	411	FHLB Callable Bond	12/22/2022	5.000	3,000,000.00	3,000,000.00	2,994,873.00	0.00	41,250.00	9/22/2023	6/22/2023	100.000	5.010	7.582	5.010	(5,127.00)
313384MV8	188945	411	FHLB Disc Note	1/19/2023	4.650	18,164,000.00	17,542,261.42	17,721,543.12	0.00	168,925.20	10/11/2023		96.577	4.840		4.840	179,281.70
3130AUGU2	189024	411	FHLB Callable Bond	1/30/2023	5.000	3,000,000.00	3,000,000.00	2,994,759.00	0.00	25,416.67	10/27/2023	4/27/2023	100.000	5.011		5.011	(5,241.00)
3136G46A6	182618	411	FNMA Callable Bond	10/28/2020	0.300	2,000,000.00	2,000,000.00	1,946,420.00	0.00	2,566.67	10/27/2023		100.000	0.300		0.300	(53,580.00)
3130ARNY3	186744	411	FHLB Step-Up Bond	4/27/2022	3.000	5,000,000.00	5,000,000.00	4,950,575.00	0.00	64,166.67	10/27/2023		100.000	2.500		2.500	(49,425.00)
3130ARTV3	186815	411	FHLB Step-Up Bond	5/9/2022	3.050	1,600,000.00	1,600,000.00	1,580,768.00	0.00	19,248.89	11/9/2023		100.000	2.617		2.617	(19,232.00)
3130AUVB7	189290	411	FHLB Callable Bond	2/28/2023	5.000	3,000,000.00	3,000,000.00	2,994,237.00	0.00	13,750.00	11/28/2023	8/28/2023	100.000	5.010		5.010	(5,763.00)
79584S217	189412	411	Salvation Army Comm Paper	3/9/2023	5.350	6,600,000.00	6,338,117.50	6,338,117.50	0.00	22,559.17	12/1/2023		96.032	5.599		5.599	0.00
3133EMLT7	183299	411	FFCB Callable Bond	12/29/2020	0.210	3,000,000.00	3,000,000.00	2,898,600.00	0.00	1,627.50	12/28/2023		100.000	0.210		0.210	(101,400.00)
3134GWXB7	182381	411	FHLMC Callable Bond	10/1/2020	0.300	5,000,000.00	5,000,000.00	4,841,310.00	0.00	3,833.33	12/29/2023		100.000	0.300		0.300	(158,690.00)
3130AMHP0	184574	411	FHLB Callable Bond	6/9/2021	0.300	4,000,000.00	3,999,743.33	3,847,812.00	0.00	3,733.33	2/9/2024		99.980	0.308		0.308	(151,931.33)

EOM - REPORT WRITER
Investment Inventory
Sorted by Fund
March 31, 2023

CUSIP	Investment #	Fund Number	Issuer	Purchase Date	Cur Rate	Par Value	Book Value	Market Value	Pur Accr Interest	Accrued Interest	Maturity Date	Call Date	Purchase Price	YTM	YTC	YTW	Unrealized G/L
3130AUJK8	189255	411	FHLB Step-Up Bond	2/23/2023	5.000	3,000,000.00	3,000,000.00	2,996,271.00	0.00	15,833.33	2/23/2024	8/23/2023	100.000	5.185		5.185	(3,729.00)
3130AUYM0	189291	411	FHLB Callable Bond	2/28/2023	5.250	3,000,000.00	3,000,000.00	2,997,084.00	0.00	14,437.50	2/28/2024	8/28/2023	100.000	5.250		5.250	(2,916.00)
3130AUW83	189377	411	FHLB Step-Up Bond	3/7/2023	5.000	3,000,000.00	3,000,000.00	3,002,964.00	0.00	10,000.00	3/7/2024	9/7/2023	100.000	5.247		5.247	2,964.00
3130AVG22	189558	411	FHLB Step-Up Bond	3/27/2023	5.000	3,000,000.00	3,000,000.00	3,000,054.00	0.00	1,666.67	3/27/2024	6/27/2023	100.000	5.500		5.500	54.00
3130APH81	185533	411	FHLB Step-Up Bond	11/3/2021	0.500	5,000,000.00	4,992,455.21	4,794,130.00	0.00	4,513.89	4/26/2024	4/26/2023	99.650	0.521	0.539	0.521	(198,325.21)
3130AME24	184362	411	FHLB Callable Bond	5/3/2021	0.390	5,000,000.00	5,000,000.00	4,770,340.00	0.00	8,016.67	5/3/2024		100.000	0.390		0.390	(229,660.00)
3130ATQJ9	188299	411	FHLB Callable Bond	11/16/2022	5.000	2,450,000.00	2,450,000.00	2,443,911.75	0.00	45,937.50	5/16/2024	5/16/2023	100.000	5.000		5.000	(6,088.25)
3135GA3C3	182946	411	FNMA Callable Bond	11/27/2020	0.350	2,400,000.00	2,399,805.12	2,285,474.40	0.00	3,126.67	5/17/2024		99.975	0.357		0.357	(114,330.72)
3130AMMM1	184539	411	FHLB Callable Bond	6/3/2021	0.375	4,000,000.00	4,000,000.00	3,802,752.00	0.00	4,916.67	6/3/2024		100.000	0.375		0.375	(197,248.00)
3130AAML2	184550	411	FHLB Callable Bond	6/7/2021	0.375	4,000,000.00	4,000,000.00	3,801,288.00	0.00	4,750.00	6/7/2024		100.000	0.375		0.375	(198,712.00)
3130AMKX9	184551	411	FHLB Callable Bond	6/7/2021	0.400	2,500,000.00	2,500,000.00	2,376,515.00	0.00	3,166.67	6/7/2024		100.000	0.400		0.400	(123,485.00)
3130AMKZ4	184586	411	FHLB Callable Bond	6/10/2021	0.400	2,500,000.00	2,500,000.00	2,375,835.00	0.00	3,083.33	6/10/2024		100.000	0.400		0.400	(124,165.00)
3130AUGP3	189003	411	FHLB Step-Up Bond	1/26/2023	5.000	3,000,000.00	3,000,000.00	2,993,331.00	0.00	27,083.33	7/26/2024	4/26/2023	100.000	5.246		5.246	(6,669.00)
3130AL6V1	183801	411	FHLB Step-Up Bond	2/19/2021	0.275	4,500,000.00	4,500,000.00	4,249,462.50	0.00	1,546.88	8/16/2024		100.000	0.229		0.229	(250,537.50)
3134GYK92	189354	411	FHLMC Step-Up Bond	3/3/2023	5.125	2,302,000.00	2,302,002.44	2,297,978.41	1,638.58	10,814.60	8/28/2024	8/28/2023	99.925	5.385		5.385	(4,024.03)
3134GVVJ2	182436	411	FHLMC Callable Bond	10/7/2020	0.400	3,000,000.00	2,999,661.48	2,822,985.00	0.00	33.33	9/30/2024		99.970	0.408		0.408	(176,676.48)
3130AMVE9	184706	411	FHLB Step-Up Bond	6/30/2021	0.550	5,000,000.00	5,000,000.00	4,715,705.00	0.00	6,951.39	9/30/2024		100.000	0.435		0.435	(284,295.00)
3133EMCN0	182520	411	FFCB Callable Bond	10/16/2020	0.400	4,000,000.00	3,998,460.04	3,760,340.00	0.00	7,377.78	10/15/2024		99.900	0.425		0.425	(238,120.04)
3134GWZ90	182578	411	FHLMC Callable Bond	10/23/2020	0.400	1,050,000.00	1,049,744.44	986,622.00	0.00	1,866.67	10/21/2024		99.938	0.416		0.416	(63,122.44)
3134GYDV1	188979	411	FHLMC Step-Up Bond	1/24/2023	5.000	3,000,000.00	3,000,000.00	2,993,334.00	0.00	27,916.67	10/24/2024	7/24/2023	100.000	5.210		5.210	(6,666.00)
3130AKXV3	184311	411	FHLB Callable Bond	4/22/2021	0.300	6,000,000.00	5,991,783.83	5,616,840.00	0.00	2,150.00	11/18/2024	5/18/2023	99.700	0.385	0.430	0.385	(374,943.83)
3130AMYT3	184705	411	FHLB Step-Up Bond	6/30/2021	0.700	5,000,000.00	5,000,000.00	4,713,615.00	0.00	8,847.22	12/30/2024		100.000	0.614		0.614	(286,385.00)
3130AKXL5	183782	411	FHLB Step-Up Bond	2/18/2021	0.400	2,500,000.00	2,500,000.00	2,326,142.50	0.00	1,194.44	2/18/2025		100.000	0.338		0.338	(173,857.50)
3130ANGN4	185005	411	FHLB Step-Up Bond	8/18/2021	0.500	5,000,000.00	4,998,656.75	4,694,495.00	0.00	2,986.11	2/18/2025	5/18/2023	99.950	0.450	0.375	0.375	(304,161.75)
3130AQQ97	186313	411	FHLB Step-Up Bond	2/18/2022	1.250	2,000,000.00	2,000,000.00	1,927,672.00	0.00	2,986.11	2/18/2025		100.000	1.146		1.146	(72,328.00)
3130ANNL0	185061	411	FHLB Step-Up Bond	8/26/2021	0.700	5,000,000.00	5,000,000.00	4,683,185.00	0.00	3,402.78	2/26/2025	5/26/2023	100.000	0.614	0.400	0.400	(316,815.00)
3130ARH53	186727	411	FHLB Step-Up Bond	4/22/2022	2.000	5,000,000.00	5,000,000.00	4,899,710.00	0.00	44,166.67	4/22/2025	4/22/2023	100.000	2.326	2.000	2.000	(100,290.00)
3133EMF98	184611	411	FFCB Callable Bond	6/16/2021	0.650	5,000,000.00	4,999,312.63	4,637,855.00	0.00	10,111.11	6/9/2025		99.975	0.656		0.656	(361,457.63)
3133EMH47	184612	411	FFCB Callable Bond	6/16/2021	0.600	5,000,000.00	4,997,515.63	4,630,075.00	0.00	8,750.00	6/16/2025		99.910	0.623		0.623	(367,440.63)
3134GXM76	187539	411	FHLMC Step-Up Bond	8/25/2022	4.000	3,000,000.00	3,000,000.00	2,981,754.00	0.00	12,000.00	8/25/2025	5/25/2023	100.000	5.422	3.000	3.000	(18,246.00)
3134GXX33	187791	411	FHLMC Step-Up Bond	9/23/2022	4.000	3,000,000.00	3,000,000.00	2,969,724.00	0.00	2,666.67	9/23/2025	6/23/2023	100.000	5.110	4.000	4.000	(30,276.00)
3136G4U44	182580	411	FNMA Callable Bond	10/23/2020	0.500	1,500,000.00	1,500,000.00	1,371,928.50	0.00	3,354.17	10/20/2025		100.000	0.500		0.500	(128,071.50)
3135G06B4	182579	411	FNMA Callable Bond	10/23/2020	0.560	5,000,000.00	5,000,000.00	4,579,590.00	0.00	12,366.67	10/22/2025		100.000	0.560		0.560	(420,410.00)
3136G46N8	182652	411	FNMA Callable Bond	10/30/2020	0.600	3,000,000.00	3,000,000.00	2,749,053.00	0.00	7,600.00	10/29/2025		100.000	0.600		0.600	(250,947.00)
3133EMYD8	184378	411	FFCB Callable Bond	5/5/2021	0.850	2,000,000.00	1,998,847.96	1,845,406.00	0.00	6,988.89	11/3/2025		99.900	0.873		0.873	(153,441.96)
3130AKU61	183562	411	FHLB Step-Up Bond	1/27/2021	0.750	3,000,000.00	3,000,000.00	2,722,191.00	0.00	4,000.00	1/27/2026		100.000	0.610		0.610	(277,809.00)
3130AKZG4	183780	411	FHLB Step-Up Bond	2/18/2021	0.450	5,000,000.00	4,999,135.83	4,553,900.00	0.00	2,687.50	2/18/2026		99.970	0.406		0.406	(445,235.83)
3130ALGH1	183864	411	FHLB Step-Up Bond	2/26/2021	0.500	4,600,000.00	4,600,000.00	4,229,962.20	0.00	2,236.11	2/26/2026		100.000	0.450		0.450	(370,037.80)
3130ALGJ7	184066	411	FHLB Callable Bond	3/23/2021	1.000	5,362,500.00	5,362,500.00	4,877,435.06	0.00	1,191.67	3/23/2026		100.000	1.000		1.000	(485,064.94)
3130AM7K2	184357	411	FHLB Step-Up Bond	4/30/2021	0.750	3,000,000.00	3,000,000.00	2,741,742.00	0.00	9,437.50	4/30/2026	4/30/2023	100.000	0.997	0.750	0.750	(258,258.00)
3130AMCM2	184419	411	FHLB Step-Up Bond	5/12/2021	0.500	5,000,000.00	5,000,000.00	4,685,180.00	0.00	9,652.78	5/12/2026	5/12/2023	100.000	0.450	0.375	0.375	(314,820.00)
3130AMKC5	184475	411	FHLB Step-Up Bond	5/27/2021	0.650	2,000,000.00	2,000,000.00	1,836,476.00	0.00	4,477.78	5/27/2026	5/27/2023	100.000	1.036	0.650	0.650	(163,524.00)
3130ANJK9	185048	411	FHLB Step-Up Bond	8/25/2021	0.625	5,000,000.00	5,000,000.00	4,543,325.00	0.00	3,125.00	8/25/2026	5/25/2023	100.000	0.600	0.500	0.500	(456,675.00)
3130ANJ92	185119	411	FHLB Step-Up Bond	9/2/2021	1.000	5,000,000.00	4,999,283.21	4,544,875.00	0.00	5,000.00	8/25/2026		99.979	0.937		0.937	(454,408.21)
3130ANLN8	185060	411	FHLB Step-Up Bond	8/26/2021	0.600	5,000,000.00	5,000,000.00	4,561,705.00	0.00	2,916.67	8/26/2026	5/26/2023	100.000	1.130	0.600	0.600	(438,295.00)
3130APL37	185629	411	FHLB Callable Bond	11/16/2021	1.400	5,000,000.00	5,000,000.00	4,544,530.00	0.00	26,250.00	11/16/2026	5/16/2023	100.000	1.400	1.400	1.400	(455,470.00)
411 Total						1,088,589,275.65	1,073,436,398.10	1,070,791,708.48	1,638.58	9,193,148.76							(2,644,689.62)
78009BRE4	188002	414	RBC Comm Paper	10/14/2022	4.570	120,018.00	117,245.12	119,792.85	0.00	2,574.82	4/14/2023		97.690	4.743		4.743	2,547.73
78009BRE4	188003	414	RBC Comm Paper	10/14/2022	4.570	534,206.00	521,863.76	533,203.83	0.00	11,460.65	4/14/2023		97.690	4.743		4.743	11,340.07
78009BRE4	188004	414	RBC Comm Paper	10/14/2022	4.570	3,977,776.00	3,885,873.91	3,970,313.69	0.00	85,337.66	4/14/2023		97.690	4.743		4.743	84,439.78
912796ZE2	188270	414	U.S. Treasury Bill	11/15/2022	4.507	3,278.00	3,205.36	3,261.91	0.00	56.22	5/11/2023		97.784	4.673		4.673	56.55
912796ZE2	188271	414	U.S. Treasury Bill	11/15/2022	4.507	5,722.00	5,595.20	5,693.92	0.00	98.14	5/11/2023		97.784	4.673		4.673	98.72
313384KL2	189165	414	FHLB Disc Note	2/15/2023	4.680	28,398.00	27,729.80	27,904.84	0.00	166.13	8/15/2023		97.647	4.793		4.793	175.04
313384KL2	189166	414	FHLB Disc Note	2/15/2023	4.680	55,659.00	54,349.34	54,692.43	0.00	325.61	8/15/2023		97.647	4.793		4.793	343.09
313384KL2	189167	414	FHLB Disc Note	2/15/2023	4.680	505,619.00	493,721.78	496,838.42	0.00	2,957.87	8/15/2023		97.647	4.793		4.793	3,116.64
313384KL2	189168	414	FHLB Disc Note	2/15/2023	4.680	877,324.00	856,680.57	862,088.39	0.00	5,132.34	8/15/2023		97.647	4.793		4.793	5,407.82</

EOM - REPORT WRITER
Investment Inventory
Sorted by Fund
March 31, 2023

CUSIP	Investment #	Fund Number	Issuer	Purchase Date	Cur Rate	Par Value	Book Value	Market Value	Pur Accr Interest	Accrued Interest	Maturity Date	Call Date	Purchase Price	YTM	YTC	YTW	Unrealized G/L
414 Total						6,108,000.00	5,966,264.84	6,073,790.28	0.00	108,109.44							107,525.44
912796CW7	189040	511	U.S. Treasury Bill	2/1/2023	4.548	100,000.00	98,863.13	99,630.30	0.00	745.28	5/2/2023		98.863	4.664		4.664	767.17
511 Total						100,000.00	98,863.13	99,630.30	0.00	745.28							767.17
912796CW7	189041	522	U.S. Treasury Bill	2/1/2023	4.546	500,000.00	494,317.50	498,151.50	0.00	3,725.19	5/2/2023		98.864	4.662		4.662	3,834.00
522 Total						500,000.00	494,317.50	498,151.50	0.00	3,725.19							3,834.00
313396DX8	189571	555	FHLMC Disc Note	3/28/2023	4.350	2,000,000.00	1,998,308.33	1,998,308.33	0.00	966.67	4/4/2023		99.915	4.354		4.354	0.00
313396DZ3	189572	555	FHLMC Disc Note	3/28/2023	4.350	2,000,000.00	1,997,825.00	1,999,248.00	0.00	966.67	4/6/2023		99.891	4.355		4.355	1,423.00
313384ED7	189603	555	FHLB Disc Note	3/30/2023	4.400	2,500,000.00	2,496,638.89	2,497,810.00	0.00	611.11	4/10/2023		99.866	4.406		4.406	1,171.11
313384EF2	189612	555	FHLB Disc Note	3/31/2023	4.450	1,500,000.00	1,497,775.00	1,498,311.00	0.00	185.42	4/12/2023		99.852	4.457		4.457	536.00
555 Total						8,000,000.00	7,990,547.22	7,993,677.33	0.00	2,729.87							3,130.11
313396DW0	189582	566	FHLMC Disc Note	3/29/2023	4.000	7,000,000.00	6,996,111.11	6,996,111.11	0.00	2,333.33	4/3/2023		99.944	4.002		4.002	0.00
313384DX4	189613	566	FHLB Disc Note	3/31/2023	4.200	1,200,000.00	1,199,440.00	1,199,850.00	0.00	140.00	4/4/2023		99.953	4.202		4.202	410.00
556 Total						8,200,000.00	8,195,551.11	8,195,961.11	0.00	2,473.33							410.00
825252869	151206	712	Invesco Money Market Fund		4.570	0.00	0.00	0.00	0.00	0.00			100.000	4.570		4.570	0.00
316175108	184449	712	Fidelity Money Market Fund	5/20/2021	4.720	0.00	0.00	0.00	0.00	0.44			100.000	4.720		4.720	0.00
09248U700	183948	712	BlackRock Money Market Fund	3/9/2021	4.717	2,838,300.00	2,838,300.00	2,838,300.00	0.00	10,867.54			100.000	4.717		4.717	0.00
07287DR36	189103	712	Baylor Scott Comm Paper	2/7/2023	4.750	10,569,000.00	10,492,301.35	10,523,363.06	0.00	73,909.61	4/3/2023		99.274	4.851		4.851	31,061.71
48306BR49	188813	712	Kaiser Comm Paper	1/4/2023	4.500	2,538,000.00	2,509,447.50	2,536,626.94	0.00	27,600.75	4/4/2023		98.875	4.614		4.614	27,179.44
313384DY2	187655	712	FHLB Disc Note	9/8/2022	3.315	4,062,000.00	3,983,825.12	4,060,984.50	0.00	76,678.71	4/5/2023		98.075	3.402		3.402	77,159.38
313384DY2	188389	712	FHLB Disc Note	11/22/2022	4.430	10,117,000.00	9,950,176.29	10,114,470.75	0.00	161,843.90	4/5/2023		98.351	4.504		4.504	164,294.46
48306BRB3	188952	712	Kaiser Comm Paper	1/19/2023	4.550	5,582,000.00	5,524,148.77	5,573,677.24	0.00	50,796.20	4/11/2023		98.964	4.662		4.662	49,528.47
313384EF2	188993	712	FHLB Disc Note	1/25/2023	4.535	343,500.00	340,168.10	343,113.22	0.00	2,855.91	4/12/2023		99.030	4.579		4.579	2,945.12
313384EL9	188818	712	FHLB Disc Note	1/4/2023	4.530	29,596,000.00	29,212,411.18	29,544,147.81	0.00	324,002.21	4/17/2023		98.704	4.589		4.589	331,736.63
313384EN5	187716	712	FHLB Disc Note	9/15/2022	3.755	3,498,000.00	3,419,190.06	3,491,000.50	0.00	72,242.44	4/19/2023		97.747	3.866		3.866	71,810.44
313384FC8	187547	712	FHLB Disc Note	8/25/2022	3.190	3,000,000.00	2,933,275.83	2,988,627.00	0.00	58,217.50	5/3/2023		97.776	3.310		3.310	55,351.17
89233HSA3	188972	712	Toyota Comm Paper	1/23/2023	4.660	12,000,000.00	11,833,793.33	11,934,168.00	0.00	105,626.67	5/10/2023		98.615	4.791		4.791	100,374.67
313384FK0	187573	712	FHLB Disc Note	8/30/2022	3.250	5,000,000.00	4,885,798.61	4,976,635.00	0.00	96,597.22	5/10/2023		97.716	3.347		3.347	90,836.39
313384FK0	188982	712	FHLB Disc Note	1/24/2023	4.620	3,964,000.00	3,910,076.39	3,945,476.23	0.00	34,083.79	5/10/2023		98.640	4.684		4.684	35,399.84
313384FM6	188336	712	FHLB Disc Note	11/17/2022	4.480	2,850,000.00	2,787,578.67	2,835,963.75	0.00	47,880.00	5/12/2023		97.810	4.580		4.580	48,385.08
46640QSH5	188332	712	J.P. Morgan Comm Paper	11/17/2022	4.900	6,087,000.00	5,937,039.99	6,048,091.90	0.00	111,848.63	5/17/2023		97.536	5.094		5.094	111,051.91
89233HSH8	189048	712	Toyota Comm Paper	7/1/2022	4.680	517,000.00	509,942.95	513,655.53	0.00	3,965.39	5/17/2023		98.635	4.811		4.811	3,712.58
313312FZ8	187513	712	FFCB Disc Note	8/23/2022	3.200	4,000,000.00	3,902,577.78	3,974,256.00	0.00	78,577.78	5/24/2023		97.564	3.321		3.321	71,678.22
313384GP8	187731	712	FHLB Disc Note	9/16/2022	3.840	5,000,000.00	4,859,200.00	4,957,820.00	0.00	105,066.67	6/7/2023		97.184	3.976		3.976	98,620.00
313384GK0	189333	712	FHLB Disc Note	3/2/2023	4.770	9,600.00	9,476.62	9,519.01	0.00	38.16	6/7/2023		98.175	4.832		4.832	42.39
313384GU7	189209	712	FHLB Disc Note	2/16/2023	4.740	26,877,000.00	26,466,498.62	26,632,903.09	0.00	155,707.42	6/12/2023		98.473	4.814		4.814	166,404.47
313312HC7	187718	712	FFCB Disc Note	9/15/2022	3.900	3,000,000.00	2,909,649.99	2,969,655.00	0.00	64,350.01	6/20/2023		96.988	4.045		4.045	60,005.01
89233HTM6	189225	712	Toyota Comm Paper	2/21/2023	4.890	9,524,000.00	9,368,758.80	9,414,950.20	0.00	50,453.39	6/21/2023		98.370	5.040		5.040	46,191.40
313384HD4	187766	712	FHLB Disc Note	9/21/2022	3.925	936,000.00	908,140.35	926,411.62	0.00	19,593.60	6/21/2023		97.024	4.070		4.070	18,271.27
313312HK9	187779	712	FFCB Disc Note	9/22/2022	4.050	7,000,000.00	6,781,075.00	6,922,874.00	0.00	150,412.50	6/27/2023		96.873	4.205		4.205	141,799.00
313384HT9	187732	712	FHLB Disc Note	9/16/2022	3.885	5,373,000.00	5,203,687.82	5,308,056.55	0.00	114,227.74	7/5/2023		96.849	4.034		4.034	104,368.73
313384HT9	189133	712	FHLB Disc Note	2/9/2023	4.730	5,098,000.00	5,000,206.20	5,036,380.47	0.00	34,160.85	7/5/2023		98.082	4.823		4.823	36,174.27
21920PU62	189427	712	Cornell Univ Comm Paper	3/10/2023	5.050	5,000,000.00	4,917,236.11	4,917,236.11	0.00	15,430.56	7/6/2023		98.345	5.206		5.206	0.00
313588JA4	189121	712	FNMA Disc Note	2/8/2023	4.620	3,815,500.00	3,740,093.00	3,765,932.84	0.00	25,462.10	7/12/2023		98.024	4.713		4.713	25,839.84
313312JN1	189119	712	FFCB Disc Note	2/8/2023	4.750	10,000,000.00	9,780,972.22	9,854,610.00	0.00	68,611.11	7/24/2023		97.810	4.856		4.856	73,637.78
3130ASV55	187377	712	FHLB Bullet	8/4/2022	3.000	2,000,000.00	1,999,131.48	1,988,090.00	0.00	9,500.00	8/4/2023		99.873	3.130		3.130	(11,041.48)
313312KC3	189200	712	FFCB Disc Note	2/16/2023	4.830	30,000,000.00	29,307,700.00	29,509,860.00	0.00	177,100.00	8/7/2023		97.692	4.944		4.944	202,160.00
313384KC2	189561	712	FHLB Disc Note	3/27/2023	4.750	8,057,400.00	7,916,003.82	7,925,758.20	0.00	5,315.65	8/7/2023		98.245	4.835		4.835	9,754.38
313384LJ6	189428	712	FHLB Disc Note	3/10/2023	5.140	12,740,000.00	12,412,582.00	12,482,282.54	0.00	40,017.76	9/6/2023		97.430	5.276		5.276	69,700.54
313384LJ6	189476	712	FHLB Disc Note	3/16/2023	4.700	8,325,900.00	8,136,763.31	8,157,475.37	0.00	17,391.88	9/6/2023		97.728	4.809		4.809	20,712.06
313384LJ6	189585	712	FHLB Disc Note	3/29/2023	4.700	8,608,500.00	8,427,554.11	8,434,358.65	0.00	3,371.66	9/6/2023		97.898	4.801		4.801	6,804.54
313588LJ2	189208	712	FNMA Disc Note	2/16/2023	4.780	30,826,000.00	29,999,212.43	30,202,420.85	0.00	180,092.34	9/6/2023		97.318	4.940		4.940	203,208.42
313588LR4	189244	712	FNMA Disc Note	2/22/2023	4.840	3,104,000.00	3,019,284.94	3,038,421.79	0.00	15,857.99	9/13/2023		97.271	5.005		5.005	19,136.85
313384LY3	189363	712	FHLB Disc Note	3/6/2023	4.980	2,763,400.00	2,687,710.47	2,702,538.88	0.00	9,939.03	9/20/2023		97.261	5.225		5.225	14,828.41
313312LZ1	189223	712	FFCB Disc Note	2/21/2023	4.870	5,881,000.00	5,712,339.45	5,750,724.09	0.00	31,027.18	9/21/2023		97.132	5.043		5.043	38,384.64
313588MM4	189261	712	FNMA Disc Note	2/23/2023	4.880	598,000.00	580,0										

EOM - REPORT WRITER
Investment Inventory
Sorted by Fund
March 31, 2023

CUSIP	Investment #	Fund Number	Issuer	Purchase Date	Cur Rate	Par Value	Book Value	Market Value	Pur Accr Interest	Accrued Interest	Maturity Date	Call Date	Purchase Price	YTM	YTC	YTW	Unrealized G/L
313312MU1	189559	712	FFCB Disc Note	3/27/2023	4.650	14,000,000.00	13,643,758.33	13,660,738.00	0.00	9,041.67	10/10/2023		97.455	4.870		4.870	16,979.67
313312MV9	189458	712	FFCB Disc Note	3/15/2023	4.920	3,077,000.00	2,988,690.10	3,002,047.36	0.00	7,148.90	10/11/2023		97.130	5.161		5.161	13,357.26
313312PM6	189263	712	FFCB Disc Note	2/23/2023	4.930	10,000,000.00	9,630,250.00	9,706,210.00	0.00	50,669.44	11/20/2023		96.303	5.144		5.144	75,960.00
313384QD4	189401	712	FHLB Disc Note	3/8/2023	5.180	9,569,000.00	9,193,113.73	9,269,423.32	0.00	33,044.95	12/6/2023		96.072	5.456		5.456	76,309.59
712 Total						340,872,100.00	333,602,466.17	336,426,878.89	0.00	2,747,009.24							2,824,412.72
825252869	151207	713	Invesco Money Market Fund		4.570	0.00	0.00	0.00	0.00	0.00			100.000	4.570		4.570	0.00
09248U700	184120	713	BlackRock Money Market Fund	3/30/2021	4.717	3,259,030.00	3,259,030.00	3,259,030.00	0.00	10,388.11			100.000	4.717		4.717	0.00
46640QR45	187891	713	J.P. Morgan Comm Paper	10/4/2022	4.190	2,962,000.00	2,899,256.61	2,960,400.52	0.00	61,709.16	4/4/2023		97.882	4.340		4.340	61,143.91
46640QR52	187905	713	J.P. Morgan Comm Paper	10/5/2022	4.240	2,984,000.00	2,920,036.30	2,981,985.80	0.00	62,557.90	4/5/2023		97.856	4.393		4.393	61,949.50
313384EF2	188059	713	FHLB Disc Note	10/20/2022	4.300	2,617,000.00	2,562,610.02	2,614,053.26	0.00	50,951.53	4/12/2023		97.922	4.391		4.391	51,443.24
313384EF2	188994	713	FHLB Disc Note	1/25/2023	4.535	1,019,500.00	1,009,610.99	1,018,352.04	0.00	8,476.29	4/12/2023		99.030	4.579		4.579	8,741.05
313312EN6	189460	713	FFCB Disc Note	3/15/2023	4.720	624,500.00	621,634.24	623,250.38	0.00	1,391.94	4/19/2023		99.541	4.742		4.742	1,616.14
313384EN5	188728	713	FHLB Disc Note	12/21/2022	4.480	2,336,000.00	2,301,406.44	2,331,325.66	0.00	29,360.92	4/19/2023		98.519	4.547		4.547	29,919.22
46640QRS2	188090	713	J.P. Morgan Comm Paper	10/26/2022	4.890	2,327,000.00	2,269,472.68	2,318,785.69	0.00	49,625.22	4/26/2023		97.528	5.084		5.084	49,313.01
912796V5	188104	713	U.S. Treasury Bill	10/27/2022	4.279	5,673,000.00	5,550,289.04	5,655,600.91	0.00	105,180.82	4/27/2023		97.837	4.434		4.434	105,311.87
313312FA3	188152	713	FFCB Disc Note	11/2/2022	4.490	5,000,000.00	4,887,750.00	4,982,310.00	0.00	93,541.67	5/1/2023		97.755	4.593		4.593	94,560.00
313384FE4	188311	713	FHLB Disc Note	11/16/2022	4.430	2,281,000.00	2,233,282.75	2,271,584.03	0.00	38,173.80	5/5/2023		97.908	4.525		4.525	38,301.28
313384FK0	188388	713	FHLB Disc Note	11/22/2022	4.515	6,000,000.00	5,872,827.50	5,971,962.00	0.00	97,825.00	5/10/2023		97.880	4.613		4.613	99,134.50
89233H5H8	189049	713	Toyota Comm Paper	2/1/2023	4.680	2,523,000.00	2,488,561.05	2,506,678.71	0.00	19,351.41	5/17/2023		98.635	4.811		4.811	18,117.66
313384FU8	189523	713	FHLB Disc Note	3/22/2023	4.620	3,000,000.00	2,977,670.00	2,982,579.00	0.00	3,850.00	5/19/2023		99.256	4.655		4.655	4,909.00
313384GF0	188390	713	FHLB Disc Note	11/22/2022	4.585	3,000,000.00	2,927,786.25	2,978,430.00	0.00	49,670.83	5/30/2023		97.593	4.725		4.725	50,643.75
313384GP8	188391	713	FHLB Disc Note	11/22/2022	4.610	6,000,000.00	5,848,638.33	5,949,384.00	0.00	99,883.34	6/7/2023		97.477	4.757		4.757	100,745.67
313384GP8	189334	713	FHLB Disc Note	3/2/2023	4.770	4,700.00	4,639.59	4,660.35	0.00	18.68	6/7/2023		98.715	4.832		4.832	20.76
313384GW3	188904	713	FHLB Disc Note	1/13/2023	4.600	2,130,000.00	2,088,630.67	2,110,105.80	0.00	21,229.00	6/14/2023		98.058	4.691		4.691	21,475.13
91411U7L9	189604	713	Univ of California Comm Paper	3/30/2023	5.050	618,400.00	611,286.68	611,286.68	0.00	173.50	6/20/2023		98.850	5.180		5.180	0.00
313384HD4	187845	713	FHLB Disc Note	9/21/2022	3.925	7,056,000.00	6,845,981.10	6,983,718.34	0.00	147,705.60	6/21/2023		97.024	4.070		4.070	137,737.24
313384HD4	188392	713	FHLB Disc Note	11/22/2022	4.610	3,000,000.00	2,918,940.83	2,969,268.00	0.00	49,941.67	6/21/2023		97.298	4.766		4.766	50,327.17
313384HT9	188639	713	FHLB Disc Note	12/14/2022	4.545	2,620,000.00	2,552,852.68	2,588,332.06	0.00	35,723.70	7/5/2023		97.437	4.713		4.713	35,479.38
313384JA8	188657	713	FHLB Disc Note	12/15/2022	4.570	3,360,000.00	3,270,854.53	3,316,350.24	0.00	45,639.07	7/12/2023		97.347	4.742		4.742	45,495.71
313384JA8	188876	713	FHLB Disc Note	1/11/2023	4.735	1,532,000.00	1,495,326.90	1,512,097.79	0.00	16,120.04	7/12/2023		97.606	4.851		4.851	16,770.89
313384JH3	188937	713	FHLB Disc Note	11/18/2023	4.700	5,838,000.00	5,699,282.63	5,756,886.83	0.00	55,639.38	7/19/2023		97.624	4.814		4.814	57,604.20
313384JQ3	188762	713	FHLB Disc Note	12/27/2022	4.590	4,082,000.00	3,972,184.00	4,021,602.73	0.00	49,443.22	7/26/2023		97.310	4.764		4.764	49,418.73
313384JX8	189044	713	FHLB Disc Note	2/1/2023	4.710	2,608,000.00	2,545,899.17	2,567,067.44	0.00	20,131.59	8/2/2023		97.619	4.825		4.825	21,168.27
313384KC2	189562	713	FHLB Disc Note	3/27/2023	4.750	4,320,600.00	4,244,779.47	4,250,010.04	0.00	2,850.40	8/7/2023		98.245	4.835		4.835	5,230.57
313384KE8	189367	713	FHLB Disc Note	3/6/2023	4.895	3,242,000.00	3,173,231.78	3,188,199.01	0.00	11,461.37	8/9/2023		97.879	5.001		5.001	14,967.23
313384KM0	189181	713	FHLB Disc Note	2/15/2023	4.850	3,981,000.00	3,883,388.09	3,911,356.39	0.00	24,134.81	8/16/2023		97.548	4.972		4.972	27,968.30
313384KM0	189549	713	FHLB Disc Note	3/24/2023	4.600	1,782,000.00	1,748,983.50	1,750,825.69	0.00	1,821.60	8/16/2023		98.147	4.687		4.687	1,842.19
313384LJ6	189586	713	FHLB Disc Note	3/29/2023	4.700	2,120,000.00	2,075,438.78	2,077,114.52	0.00	830.33	9/6/2023		97.898	4.801		4.801	1,675.74
313588LR4	189245	713	FNMA Disc Note	2/22/2023	4.840	2,179,500.00	2,120,016.60	2,133,453.70	0.00	11,134.82	9/13/2023		97.271	5.005		5.005	13,437.10
313384LY3	189364	713	FHLB Disc Note	3/6/2023	4.980	3,084,600.00	3,000,112.81	3,016,664.77	0.00	11,094.28	9/20/2023		97.261	5.225		5.225	16,551.96
313384MN6	189310	713	FHLB Disc Note	3/1/2023	4.970	6,185,000.00	5,999,709.43	6,039,794.76	0.00	26,470.08	10/4/2023		97.004	5.216		5.216	40,085.33
313384NK1	189365	713	FHLB Disc Note	3/6/2023	5.010	3,000,000.00	2,902,722.50	2,921,637.00	0.00	10,855.00	10/25/2023		96.757	5.262		5.262	18,914.50
313384NS4	189366	713	FHLB Disc Note	3/6/2023	5.025	6,000,000.00	5,799,000.00	5,838,024.00	0.00	21,775.00	11/1/2023		96.650	5.280		5.280	39,024.00
313384PG8	189400	713	FHLB Disc Note	3/8/2023	5.180	1,501,000.00	1,446,573.74	1,457,843.25	0.00	5,183.45	11/15/2023		96.374	5.450		5.450	11,269.51
713 Total						121,850,830.00	119,029,697.68	120,432,011.39	0.00	1,351,314.53							1,402,313.71
825252869	151208	714	Invesco Money Market Fund		4.570	0.00	0.00	0.00	0.00	0.00			100.000	4.570		4.570	0.00
316175108	184105	714	Fidelity Money Market Fund		4.720	0.00	0.00	0.00	0.00	0.00			100.000	4.720		4.720	0.00
09248U700	183867	714	BlackRock Money Market Fund	1/28/2021	4.717	13,434,400.00	13,434,400.00	13,434,400.00	0.00	58,175.29			100.000	4.717		4.717	0.00
4812C0670	184481	714	J.P. Morgan Money Market Fund	5/27/2021	4.663	0.00	0.00	0.00	0.00	0.00			100.000	4.663		4.663	0.00
313384DW6	189521	714	FHLB Disc Note	3/22/2023	4.500	12,000,000.00	11,982,000.00	11,982,000.00	0.00	15,000.00	4/3/2023		99.850	4.507		4.507	0.00
48306BRC1	189475	714	Kaiser Comm Paper	3/16/2023	4.650	23,112,000.00	23,031,396.90	23,074,396.78	0.00	47,764.80	4/12/2023		99.651	4.731		4.731	42,999.88
313384EF2	189480	714	FHLB Disc Note	3/16/2023	4.650	12,000,000.00	11,958,150.00	11,986,488.00	0.00	24,800.00	4/12/2023		99.651	4.666		4.666	28,338.00
313384EL9	189522	714	FHLB Disc Note	3/22/2023	4.545	8,098,000.00	8,071,418.32	8,083,812.30	0.00	10,223.72	4/17/2023		99.672	4.560		4.560	12,393.98
98459SRJ9	189573	714	Yale Univ Comm Paper	3/28/2023	4.821	15,000,000.00	14,957,820.00	14,963,865.00	0.00</								

EOM - REPORT WRITER
Investment Inventory
Sorted by Fund
March 31, 2023

CUSIP	Investment #	Fund Number	Issuer	Purchase Date	Cur Rate	Par Value	Book Value	Market Value	Pur Accr Interest	Accrued Interest	Maturity Date	Call Date	Purchase Price	YTM	YTC	YTW	Unrealized G/L
313396EP4	189537	714	FHLMC Disc Note	3/23/2023	4.470	4,052,000.00	4,037,912.55	4,043,385.45	0.00	4,528.11	4/20/2023		99.652	4.486		4.486	5,472.90
714 Total						146,696,400.00	146,218,807.77	146,444,288.53	0.00	280,156.21							225,480.76
316175108	153349	740	Fidelity Money Market Fund	10/1/2020	4.720	0.00	0.00	0.00	0.00	1,298.82			100.000	4.720		4.720	0.00
313312DW7	187992	740	FFCB Disc Note	10/13/2022	4.070	25,000,000.00	24,513,861.11	24,893,700.00	0.00	480,486.11	4/3/2023		98.055	4.151		4.151	379,838.89
313384DW6	187909	740	FHLB Disc Note	10/5/2022	3.945	21,365,000.00	20,943,575.38	21,274,156.02	0.00	416,742.12	4/3/2023		98.028	4.024		4.024	330,580.64
313384DW6	187924	740	FHLB Disc Note	10/6/2022	3.960	30,602,000.00	29,999,446.62	30,471,880.30	0.00	595,820.94	4/3/2023		98.031	4.040		4.040	472,433.68
313384DW6	188065	740	FHLB Disc Note	10/20/2022	4.275	22,951,000.00	22,501,303.84	22,853,412.35	0.00	444,245.30	4/3/2023		98.041	4.360		4.360	352,108.51
313384DW6	188186	740	FHLB Disc Note	11/4/2022	4.330	20,368,000.00	20,000,527.33	20,281,395.26	0.00	362,573.03	4/3/2023		98.196	4.410		4.410	280,867.93
313384DW6	188337	740	FHLB Disc Note	11/17/2022	4.380	22,882,000.00	22,500,595.20	22,784,705.74	0.00	375,836.85	4/3/2023		98.333	4.454		4.454	284,110.54
313384DW6	188592	740	FHLB Disc Note	12/8/2022	4.480	2,604,000.00	2,566,409.81	2,592,927.79	0.00	36,942.08	4/3/2023		98.556	4.546		4.546	26,517.98
313384DW6	188667	740	FHLB Disc Note	12/15/2022	4.340	22,801,000.00	22,501,382.19	22,704,050.15	0.00	294,120.24	4/3/2023		98.686	4.398		4.398	202,667.96
313384DW6	188958	740	FHLB Disc Note	1/19/2023	4.510	22,711,000.00	22,500,456.41	22,614,432.83	0.00	204,853.22	4/3/2023		99.073	4.552		4.552	113,976.42
313384DW6	189210	740	FHLB Disc Note	2/16/2023	4.520	22,631,000.00	22,500,293.40	22,534,772.99	0.00	125,023.70	4/3/2023		99.422	4.546		4.546	34,479.59
313384DW6	189418	740	FHLB Disc Note	3/9/2023	4.590	3,010,000.00	3,000,405.63	3,000,405.63	0.00	8,826.82	4/3/2023		99.681	4.605		4.605	0.00
313312LS7	189482	740	FFCB Disc Note	3/16/2023	4.850	20,000,000.00	19,509,611.11	19,574,900.00	0.00	43,111.11	9/14/2023		97.548	4.972		4.972	65,288.89
313312LX6	189491	740	FFCB Disc Note	3/17/2023	4.800	2,000,000.00	1,950,400.00	1,956,208.00	0.00	4,000.00	9/19/2023		97.520	5.030		5.030	5,808.00
313384LY3	189539	740	FHLB Disc Note	3/23/2023	4.750	1,066,000.00	1,040,541.85	1,042,522.42	0.00	1,265.87	9/20/2023		97.612	4.866		4.866	1,980.57
740 Total						239,991,000.00	236,028,809.88	238,579,469.48	0.00	3,395,146.21							2,550,659.60
316175108	152295	741	Fidelity Money Market Fund		4.720	73,000.00	73,000.00	73,000.00	0.00	6,908.91			100.000	4.720		4.720	0.00
21920PR66	188679	741	Cornell Univ Comm Paper	12/16/2022	4.600	5,121,000.00	5,048,367.15	5,048,367.15	0.00	69,361.10	4/6/2023		98.582	4.731		4.731	0.00
46640QR60	187926	741	J.P. Morgan Comm Paper	10/6/2022	4.300	3,817,000.00	3,734,022.66	3,813,908.23	0.00	80,697.74	4/6/2023		97.826	4.457		4.457	79,885.57
3133EM4P4	185196	741	FFCB Bullet	9/14/2021	0.150	4,000,000.00	3,999,990.88	3,994,456.00	0.00	2,783.33	4/14/2023		99.990	0.156		0.156	(5,534.88)
07287DSW1	189541	741	Baylor Scott Comm Paper	3/23/2023	5.050	11,833,000.00	11,720,126.33	11,737,152.70	0.00	14,939.16	5/30/2023		99.046	5.169		5.169	17,026.37
313312GN4	187638	741	FFCB Disc Note	9/7/2022	3.425	5,257,000.00	5,120,960.52	5,213,330.10	0.00	103,029.90	6/6/2023		97.412	3.539		3.539	92,369.58
3134GXHH0	183328	741	FHLMC Callable Bond	12/30/2020	0.220	3,629,000.00	3,629,000.00	3,588,562.05	0.00	2,018.13	6/30/2023		100.000	0.220		0.220	(40,437.95)
313384HV4	188837	741	FHLB Disc Note	1/6/2023	4.730	8,359,000.00	8,159,113.09	8,255,799.79	0.00	93,353.78	7/7/2023		97.609	4.846		4.846	96,686.70
313384JK6	188983	741	FHLB Disc Note	1/24/2023	4.705	8,299,000.00	8,105,935.29	8,181,552.55	0.00	72,670.42	7/21/2023		97.674	4.817		4.817	76,617.26
313384JS9	189282	741	FHLB Disc Note	2/27/2023	4.920	7,540,000.00	7,384,399.53	7,426,492.84	0.00	34,005.40	7/28/2023		97.936	5.024		5.024	42,093.31
313384KP3	189213	741	FHLB Disc Note	2/17/2023	4.860	3,183,000.00	3,104,793.69	3,126,498.57	0.00	18,477.31	8/18/2023		97.543	4.982		4.982	21,704.88
313384KW8	189550	741	FHLB Disc Note	3/24/2023	4.680	3,317,000.00	3,250,593.66	3,255,137.95	0.00	3,449.68	8/25/2023		97.998	4.776		4.776	4,544.29
3130ANYM6	185315	741	FHLB Bullet	9/30/2021	0.125	4,020,000.00	4,017,620.78	3,942,494.40	0.00	460.63	8/28/2023		99.723	0.270		0.270	(75,126.38)
3133EL5J9	182169	741	FFCB Callable Bond	9/4/2020	0.300	1,500,000.00	1,500,000.00	1,470,099.00	0.00	375.00	9/1/2023		100.000	0.300		0.300	(29,901.00)
3130AJXD6	185030	741	FHLB Bullet	8/19/2021	0.125	2,010,000.00	2,009,152.10	1,970,730.63	0.00	160.52	9/8/2023		99.801	0.222		0.222	(38,421.47)
3130ASB99	187048	741	FHLB Callable Bond	6/15/2022	2.400	1,500,000.00	1,500,000.00	1,481,440.50	0.00	10,600.00	9/15/2023	6/15/2023	100.000	2.401	2.400	2.400	2,400 (18,559.50)
3130ATD38	187843	741	FHLB Callable Bond	9/28/2022	4.000	2,000,000.00	2,000,000.00	1,988,768.00	0.00	666.67	9/28/2023	6/28/2023	100.000	4.000	4.000	4.000	(11,232.00)
3133EMFB3	182715	741	FFCB Callable Bond	11/5/2020	0.290	4,000,000.00	4,000,000.00	3,890,644.00	0.00	4,801.11	11/2/2023		100.000	0.290		0.290	(109,356.00)
3133EC2C7	188312	741	FFCB Bullet	11/16/2022	2.130	1,000,000.00	985,487.65	983,804.00	414.17	8,401.67	11/9/2023		97.583	4.680		4.680	(1,683.65)
3130ARWC1	186857	741	FHLB Callable Bond	5/16/2022	2.500	2,000,000.00	2,000,000.00	1,968,886.00	0.00	18,750.00	11/16/2023	5/16/2023	100.000	2.500		2.500	(31,114.00)
3130ATYM3	188412	741	FHLB Bullet	11/23/2022	4.875	3,000,000.00	3,000,406.25	3,003,246.00	406.25	52,406.25	11/22/2023		100.000	4.875		4.875	2,839.75
313384QR3	189321	741	FHLB Disc Note	3/1/2023	5.005	8,505,000.00	8,159,730.08	8,226,010.49	0.00	36,655.37	12/18/2023		95.940	5.270		5.270	66,280.41
313312RJ1	189540	741	FFCB Disc Note	3/23/2023	4.580	10,000,000.00	9,634,872.22	9,651,590.00	0.00	11,450.00	1/4/2024		96.349	4.808		4.808	16,717.78
3130AV3G5	189264	741	FHLB Bullet	2/23/2023	5.125	3,655,000.00	3,655,000.00	3,667,675.54	0.00	19,772.53	2/23/2024		100.000	5.125		5.125	12,675.54
3130AKKF2	183605	741	FHLB Callable Bond	1/29/2021	0.270	3,000,000.00	3,000,000.00	2,869,026.00	0.00	67.50	3/28/2024		100.000	0.270		0.270	(130,974.00)
3134GXQE7	186682	741	FHLMC Callable Bond	4/14/2022	2.500	2,920,000.00	2,913,603.89	2,834,298.00	0.00	35,080.56	10/8/2024	4/8/2023	99.642	2.650	2.872	2.650	(79,305.89)
3130AMXH0	184712	741	FHLB Callable Bond	6/30/2021	0.600	3,000,000.00	3,000,000.00	2,814,759.00	0.00	4,550.00	12/30/2024		100.000	0.600		0.600	(185,241.00)
3130ANAK3	184864	741	FHLB Step-Up Bond	7/22/2021	0.500	2,000,000.00	2,000,000.00	1,880,164.00	0.00	1,944.44	1/21/2025		100.000	0.713		0.713	(119,836.00)
3130ANGN4	185016	741	FHLB Step-Up Bond	8/18/2021	0.500	3,000,000.00	2,999,194.05	2,816,697.00	0.00	1,791.67	2/18/2025	5/18/2023	99.950	0.698	0.375	0.375	(182,497.05)
3130AMQA3	184677	741	FHLB Callable Bond	6/24/2021	0.650	5,000,000.00	5,000,000.00	4,660,385.00	0.00	8,756.94	3/24/2025		100.000	0.650		0.650	(339,615.00)
3130APBQ7	185293	741	FHLB Callable Bond	9/28/2021	0.700	4,000,000.00	3,999,203.33	3,731,032.00	0.00	233.33	3/28/2025	6/28/2023	99.965	0.710	0.720	0.710	(268,171.33)
3134GVBJ3	181324	741	FHLMC Callable Bond	5/29/2020	0.750	5,000,000.00	5,000,000.00	4,635,745.00	0.00	12,812.48	5/28/2025		100.000	0.750		0.750	(364,255.00)
3136G4XV0	181645	741	FNMA Callable Bond	6/30/2020	0.730	7,000,000.00	7,000,000.00	6,494,530.00	0.00	12,916.94	6/30/2025		100.000	0.730		0.730	(505,470.00)
3130AMHK1	184478	741	FHLB Callable Bond	5/27/2021	0.750	3,000,000.00	3,000,000.00	2,773,134.00	0.00	7,812.50	8/26/2025	5/26/2023	100.000	0.750	0.750	0.750	(226,866.00)
3135G06B4	182631	741	FNMA Callable Bond	10/28/2020	0.560	3,0											

EOM - REPORT WRITER
Investment Inventory
Sorted by Fund
March 31, 2023

CUSIP	Investment #	Fund Number	Issuer	Purchase Date	Cur Rate	Par Value	Book Value	Market Value	Pur Accr Interest	Accrued Interest	Maturity Date	Call Date	Purchase Price	YTM	YTC	YTW	Unrealized G/L
3130ALM27	184071	741	FHLB Step-Up Bond	3/23/2021	0.750	3,000,000.00	3,000,000.00	2,768,895.00	0.00	500.00	3/23/2026		100.000	0.635		0.635	(231,105.00)
3130ALPQ1	184125	741	FHLB Step-Up Bond	3/30/2021	1.000	1,075,000.00	1,075,000.00	995,310.25	0.00	29.86	3/30/2026		100.000	0.850		0.850	(79,689.75)
3130AM7K2	184396	741	FHLB Step-Up Bond	5/6/2021	0.750	2,505,000.00	2,504,225.74	2,289,354.57	0.00	7,880.31	4/30/2026	4/30/2023	99.950	1.008	0.775	0.775	(214,871.17)
3130APDK8	185317	741	FHLB Callable Bond	9/30/2021	1.100	2,000,000.00	2,000,000.00	1,808,876.00	0.00	61.11	9/30/2026	6/30/2023	100.000	1.100	1.100	1.100	(191,124.00)
741 Total						168,118,000.00	166,283,028.82	162,140,494.31	820.42	776,336.97							(4,142,534.51)
316175108	164540	742	Fidelity Money Market Fund		4.720	57,000.00	57,000.00	57,000.00	0.00	219.71			100.000	4.720		4.720	0.00
742 Total						57,000.00	57,000.00	57,000.00	0.00	219.71							0.00
825252869	151209	756	Invesco Money Market Fund		4.570	0.00	0.00	0.00	0.00	0.00			100.000	4.570		4.570	0.00
09248U700	184144	756	BlackRock Money Market Fund	3/31/2021	4.717	2,682,100.00	2,682,100.00	2,682,100.00	0.00	7,954.99			100.000	4.717		4.717	0.00
756 Total						2,682,100.00	2,682,100.00	2,682,100.00	0.00	7,954.99							0.00
825252869	151210	760	Invesco Money Market Fund	10/1/2020	4.570	0.00	0.00	0.00	0.00	0.00			100.000	4.570		4.570	0.00
09248U700	184450	760	BlackRock Money Market Fund	5/20/2021	4.717	58,000.00	58,000.00	58,000.00	0.00	216.77			100.000	4.717		4.717	0.00
48306BR64	188880	760	Kaiser Comm Paper	1/11/2023	4.560	5,095,000.00	5,040,143.83	5,090,857.76	0.00	51,629.34	4/6/2023		98.923	4.674		4.674	50,713.93
313384DZ9	188664	760	FHLB Disc Note	12/15/2022	4.440	5,984,000.00	5,901,341.01	5,981,750.02	0.00	78,968.86	4/6/2023		98.619	4.502		4.502	80,409.01
48306BRC1	188893	760	Kaiser Comm Paper	1/12/2023	4.630	3,237,000.00	3,199,531.73	3,231,733.40	0.00	32,888.81	4/12/2023		98.843	4.749		4.749	32,201.67
313384EN5	188965	760	FHLB Disc Note	1/20/2023	4.600	6,400,000.00	6,327,217.78	6,387,193.60	0.00	58,062.22	4/19/2023		98.863	4.653		4.653	59,975.82
912796V48	186764	760	U.S. Treasury Bill	4/28/2022	1.935	186,000.00	182,430.89	185,591.73	0.00	3,379.16	4/20/2023		98.081	1.991		1.991	3,160.84
3130ATMA2	188107	760	FHLB Callable Bond	10/27/2022	4.080	5,000,000.00	5,000,000.00	4,997,530.00	0.00	36,266.67	4/27/2023		100.000	4.080		4.080	(2,470.00)
313384FE4	188966	760	FHLB Disc Note	1/20/2023	4.610	10,000,000.00	9,865,541.67	9,958,720.00	0.00	90,919.44	5/5/2023		98.655	4.673		4.673	93,178.33
313384FE4	189382	760	FHLB Disc Note	3/7/2023	4.650	5,338,000.00	5,297,319.99	5,315,964.74	0.00	17,237.29	5/5/2023		99.238	4.686		4.686	18,644.75
313384FS3	188967	760	FHLB Disc Note	1/20/2023	4.630	14,441,000.00	14,223,699.05	14,360,780.25	0.00	131,866.39	5/17/2023		98.495	4.701		4.701	137,081.20
07287DSN1	189452	760	Baylor Scott Comm Paper	3/15/2023	4.950	5,000,000.00	4,953,250.00	4,964,935.00	0.00	11,687.50	5/22/2023		99.065	5.066		5.066	11,685.00
07287DSW1	189538	760	Baylor Scott Comm Paper	3/23/2023	5.050	6,978,000.00	6,911,437.63	6,921,478.20	0.00	8,809.73	5/30/2023		99.046	5.169		5.169	10,040.57
313384GP8	189335	760	FHLB Disc Note	3/2/2023	4.770	7,331,000.00	7,236,778.32	7,269,155.68	0.00	29,140.73	6/7/2023		98.715	4.832		4.832	32,377.36
313384GP8	189416	760	FHLB Disc Note	3/9/2023	4.880	1,574,000.00	1,554,797.20	1,560,721.74	0.00	4,907.38	6/7/2023		98.780	4.940		4.940	5,924.54
313384GP8	189434	760	FHLB Disc Note	3/13/2023	4.800	8,368,000.00	8,272,046.93	8,297,407.55	0.00	21,198.93	6/7/2023		98.853	4.856		4.856	25,360.62
91411U7L9	189605	760	Univ of California Comm Paper	3/30/2023	5.050	1,543,300.00	1,525,547.77	1,525,547.77	0.00	432.98	6/20/2023		98.850	5.180		5.180	0.00
313384HD4	189584	760	FHLB Disc Note	3/29/2023	4.750	851,000.00	841,568.08	842,282.36	0.00	336.85	6/21/2023		98.892	4.803		4.803	714.28
89233HTS3	189464	760	Toyota Comm Paper	3/15/2023	4.970	3,964,000.00	3,907,633.02	3,915,766.05	0.00	9,303.29	6/26/2023		98.578	5.112		5.112	8,133.03
313384JA8	189006	760	FHLB Disc Note	1/26/2023	4.685	1,348,000.00	1,318,703.65	1,330,488.13	0.00	11,402.77	7/12/2023		97.827	4.789		4.789	11,784.48
313588JA4	189122	760	FNMA Disc Note	2/8/2023	4.620	55,500.00	54,403.14	54,779.00	0.00	370.37	7/12/2023		98.024	4.713		4.713	375.86
313384JH3	188938	760	FHLB Disc Note	1/18/2023	4.700	2,007,300.00	1,959,604.32	1,979,410.57	0.00	19,130.68	7/19/2023		97.624	4.814		4.814	19,806.25
313384JZ3	189085	760	FHLB Disc Note	2/3/2023	4.725	9,245,000.00	9,024,160.06	9,097,523.76	0.00	69,164.16	8/4/2023		97.611	4.841		4.841	73,363.70
313384KU2	189071	760	FHLB Disc Note	2/2/2023	4.700	561,600.00	546,789.36	551,270.49	0.00	4,252.56	8/23/2023		97.363	4.856		4.856	4,481.13
313384KZ1	187857	760	FHLB Disc Note	9/29/2022	4.000	298,000.00	286,974.00	292,327.57	0.00	6,092.44	8/28/2023		96.300	4.172		4.172	5,353.57
313384LJ6	189477	760	FHLB Disc Note	3/16/2023	4.700	356,900.00	348,792.42	349,680.27	0.00	745.52	9/6/2023		97.728	4.809		4.809	887.85
3137EAEW5	186490	760	FHLMC Bullet	3/18/2022	0.250	5,000,000.00	4,967,844.62	4,900,915.00	0.00	798.61	9/8/2023		97.829	1.750		1.750	(66,929.62)
313312LZ1	189224	760	FFCB Disc Note	2/21/2023	4.870	4,119,000.00	4,000,871.66	4,027,755.91	0.00	21,731.16	9/21/2023		97.132	5.043		5.043	26,884.25
3133EMBS0	186491	760	FFCB Bullet	3/18/2022	0.200	1,075,000.00	1,066,454.86	1,051,025.35	0.00	1,069.03	10/2/2023		97.567	1.810		1.810	(15,429.51)
313312MM9	189180	760	FFCB Disc Note	2/15/2023	4.820	15,000,000.00	14,538,083.33	14,649,735.00	0.00	90,375.00	10/3/2023		96.921	5.002		5.002	111,651.67
313384MM8	189207	760	FHLB Disc Note	2/16/2023	4.835	15,921,000.00	15,431,334.17	15,549,228.73	0.00	94,084.26	10/3/2023		96.924	5.017		5.017	117,894.56
313384MM8	189318	760	FHLB Disc Note	3/1/2023	4.970	4,192,000.00	4,066,994.56	4,094,112.61	0.00	17,940.60	10/3/2023		97.018	5.216		5.216	27,118.05
313588MM4	189247	760	FNMA Disc Note	2/22/2023	4.855	20,277,000.00	19,667,188.94	19,803,511.77	0.00	103,913.99	10/3/2023		96.993	5.034		5.034	136,322.83
313588MM4	189262	760	FNMA Disc Note	2/23/2023	4.880	7,403,000.00	7,180,219.05	7,230,132.55	0.00	37,130.16	10/3/2023		96.991	5.060		5.060	49,913.50
313384MP1	189132	760	FHLB Disc Note	2/9/2023	4.720	5,389,000.00	5,220,839.25	5,261,803.43	0.00	36,034.45	10/5/2023		96.880	4.900		4.900	40,964.18
3133ENN63	187753	760	FFCB Bullet	9/20/2022	4.125	2,050,000.00	2,049,865.03	2,042,091.10	0.00	38,522.92	10/17/2023		99.987	4.140		4.140	(7,773.93)
3134GYE57	189007	760	FHLMC Callable Bond	1/26/2023	5.020	3,000,000.00	3,000,000.00	2,991,030.00	0.00	27,191.67	7/26/2024	7/26/2023	100.000	5.020		5.020	(8,970.00)
760 Total						188,646,600.00	185,027,407.32	186,122,237.09	0.00	1,167,202.69							1,094,829.77
825252869	151212	779	Invesco Money Market Fund		4.570	0.00	0.00	0.00	0.00	0.00			100.000	4.570		4.570	0.00
09248U700	184264	779	BlackRock Money Market Fund	4/15/2021	4.717	3,684,600.00	3,684,600.00	3,684,600.00	0.00	15,106.54			100.000	4.717		4.717	0.00
313312DW7	187966	779	FFCB Disc Note	10/12/2022	4.070	4,000,000.00	3,921,765.56	3,982,992.00	0.00	77,330.00	4/3/2023		98.044	4.151		4.151	61,226.44
912796YU7	188176	779	U.S. Treasury Bill	11/3/2022	4.304	1,458,000.00	1,429,939.03	1,456,129.39	0.00	25,969.47	4/13/2023		98.075	4.449		4.449	26,190.36
313384EV7	188094	779	FHLB Disc Note	10/26/2022	4.360	1,771,000.00	1,731,963.22	1,765,798.57	0.00	33,674.58	4/26/2023		97.796	4.458		4.458	33,835.35
912796YV5	188105	779	U.S. Treasury Bill	10/27/2022	4.279	2,781,000.00	2,720,845.02	2,772,470.67	0.00	51,561.41	4/27/2023		97.837	4.434		4.434	51,625.65
313384FC8	188561	779	FHLB Disc Note	12/7/202													

EOM - REPORT WRITER
Investment Inventory
Sorted by Fund
March 31, 2023

CUSIP	Investment #	Fund Number	Issuer	Purchase Date	Cur Rate	Par Value	Book Value	Market Value	Pur Accr Interest	Accrued Interest	Maturity Date	Call Date	Purchase Price	YTM	YTC	YTW	Unrealized G/L
912796ZE2	188733	779	U.S. Treasury Bill	12/21/2022	4.432	1,585,000.00	1,557,489.00	1,577,220.82	0.00	19,706.46	5/11/2023		98.264	4.573	4.573	19,731.82	
46640QSH5	188333	779	J.P. Morgan Comm Paper	11/17/2022	4.900	885,000.00	863,197.04	879,343.08	0.00	16,261.88	5/17/2023		97.536	5.094	5.094	16,146.04	
89233HSH8	189050	779	Toyota Comm Paper	2/1/2023	4.680	1,837,000.00	1,811,924.95	1,825,116.45	0.00	14,089.79	5/17/2023		98.635	4.811	4.811	13,191.50	
313384GP8	188590	779	FHLB Disc Note	12/8/2022	4.590	1,117,000.00	1,091,222.43	1,107,576.99	0.00	16,235.60	6/7/2023		97.692	4.698	4.698	16,354.56	
313384GP8	189336	779	FHLB Disc Note	3/2/2023	4.770	14,000.00	13,820.07	13,881.90	0.00	55.65	6/7/2023		98.715	4.832	4.832	61.83	
313384GW3	188905	779	FHLB Disc Note	1/13/2023	4.600	494,000.00	484,405.42	489,386.04	0.00	4,923.53	6/14/2023		98.058	4.691	4.691	4,980.62	
313384HD4	188655	779	FHLB Disc Note	12/15/2022	4.540	1,235,000.00	1,205,719.52	1,222,348.66	0.00	16,664.95	6/21/2023		97.629	4.701	4.701	16,629.14	
89233HTS3	189465	779	Toyota Comm Paper	3/15/2023	4.970	2,156,000.00	2,125,342.28	2,129,765.79	0.00	5,060.01	6/26/2023		98.578	5.112	5.112	4,423.51	
313588HT5	188936	779	FNMA Disc Note	1/18/2023	4.550	3,349,000.00	3,277,889.57	3,308,520.64	0.00	30,899.17	7/5/2023		97.877	4.649	4.649	30,631.07	
313384JA8	188877	779	FHLB Disc Note	1/11/2023	4.735	72,000.00	70,276.46	71,064.65	0.00	757.60	7/12/2023		97.606	4.851	4.851	788.19	
313384JX8	189045	779	FHLB Disc Note	2/1/2023	4.710	500,000.00	488,094.17	492,152.50	0.00	3,859.58	8/2/2023		97.619	4.825	4.825	4,058.33	
313384KM0	189182	779	FHLB Disc Note	2/15/2023	4.850	519,000.00	506,274.41	509,920.61	0.00	3,146.44	8/16/2023		97.548	4.972	4.972	3,646.20	
313384KU2	189072	779	FHLB Disc Note	2/2/2023	4.700	2,110,400.00	2,054,744.06	2,071,583.41	0.00	15,980.42	8/23/2023		97.363	4.856	4.856	16,839.35	
313384LJ6	189397	779	FHLB Disc Note	3/8/2023	5.145	3,425,000.00	3,335,912.90	3,355,715.68	0.00	11,747.75	9/6/2023		97.399	5.282	5.282	19,802.78	
313384LJ6	189587	779	FHLB Disc Note	3/29/2023	4.700	510,500.00	499,769.57	500,173.10	0.00	199.95	9/6/2023		97.898	4.801	4.801	403.53	
313588LR4	189246	779	FNMA Disc Note	2/22/2023	4.840	974,500.00	947,903.73	953,911.74	0.00	4,978.61	9/13/2023		97.271	5.005	5.005	6,008.01	
313384LY3	189308	779	FHLB Disc Note	3/1/2023	4.955	2,195,000.00	2,133,670.18	2,146,657.32	0.00	9,365.64	9/20/2023		97.206	5.198	5.198	12,987.14	
313312MV9	189459	779	FFCB Disc Note	3/15/2023	4.920	923,000.00	896,509.90	900,516.64	0.00	2,144.44	10/11/2023		97.130	5.161	5.161	4,006.74	
779 Total						40,817,000.00	40,002,164.08	40,422,798.55	0.00	436,501.23							420,634.47
825252869	151214	1010	Invesco Money Market Fund		4.570	0.00	0.00	0.00	0.00	0.00			100.000	4.570	4.570	0.00	0.00
316175108	184341	1010	Fidelity Money Market Fund	4/28/2021	4.720	0.00	0.00	0.00	0.00	0.00			100.000	4.720	4.720	0.00	0.00
09248U700	184146	1010	BlackRock Money Market Fund	3/31/2021	4.717	3,129,653.00	3,129,653.00	3,129,653.00	0.00	21,945.66			100.000	4.717	4.717	0.00	0.00
313384DW6	189519	1010	FHLB Disc Note	3/22/2023	4.500	2,037,000.00	2,033,944.50	2,033,944.50	0.00	2,546.25	4/3/2023		99.850	4.507	4.507	0.00	0.00
313384DY2	189320	1010	FHLB Disc Note	3/1/2023	4.500	1,865,000.00	1,856,840.63	1,864,533.75	0.00	7,226.87	4/5/2023		99.563	4.520	4.520	7,693.12	0.00
313312EN6	189461	1010	FFCB Disc Note	3/15/2023	4.720	1,375,500.00	1,369,187.98	1,372,747.62	0.00	3,065.84	4/19/2023		99.541	4.742	4.742	3,559.64	0.00
1010 Total						8,407,153.00	8,389,626.11	8,400,878.87	0.00	34,784.62							11,252.76
316175108	151232	1053	Fidelity Money Market Fund		4.720	5,091,010.00	5,091,010.00	5,091,010.00	0.00	19,600.67			100.000	4.720	4.720	0.00	0.00
313396DW0	189560	1053	FHLMC Disc Note	3/27/2023	4.400	2,062,000.00	2,060,235.84	2,060,235.84	0.00	1,260.11	4/3/2023		99.914	4.404	4.404	0.00	0.00
313396ED1	189583	1053	FHLMC Disc Note	3/29/2023	4.260	2,092,000.00	2,089,029.36	2,090,167.41	0.00	742.66	4/10/2023		99.858	4.266	4.266	1,138.05	0.00
1053 Total						9,245,010.00	9,240,275.20	9,241,413.25	0.00	21,603.44							1,138.05
316175108	151233	1055	Fidelity Money Market Fund		4.720	4,987,200.00	4,987,200.00	4,987,200.00	0.00	16,580.73			100.000	4.720	4.720	0.00	0.00
1055 Total						4,987,200.00	4,987,200.00	4,987,200.00	0.00	16,580.73							0.00
316175108	151234	1056	Fidelity Money Market Fund		4.720	1,474,829.00	1,474,829.00	1,474,829.00	0.00	5,656.10			100.000	4.720	4.720	0.00	0.00
1056 Total						1,474,829.00	1,474,829.00	1,474,829.00	0.00	5,656.10							0.00
316175108	177169	1073	Fidelity Money Market Fund		4.720	0.00	0.00	0.00	0.00	0.00			100.000	4.720	4.720	0.00	0.00
09248U700	184163	1073	BlackRock Money Market Fund	3/30/2021	4.717	0.00	0.00	0.00	0.00	645.13			100.000	4.717	4.717	0.00	0.00
4812C0670	184482	1073	J.P. Morgan Money Market Fund	5/27/2021	4.663	4,206,700.00	4,206,700.00	4,206,700.00	0.00	16,459.66			100.000	4.663	4.663	0.00	0.00
313384DY2	188930	1073	FHLB Disc Note	1/18/2023	4.550	4,081,000.00	4,041,283.93	4,079,979.75	0.00	37,652.90	4/5/2023		99.027	4.595	4.595	38,695.82	0.00
313384EF2	188995	1073	FHLB Disc Note	1/25/2023	4.535	5,040,000.00	4,991,112.70	5,034,324.96	0.00	41,903.40	4/12/2023		99.030	4.579	4.579	43,212.26	0.00
89233HRK2	189043	1073	Toyota Comm Paper	2/1/2023	4.600	3,951,000.00	3,912,126.55	3,940,841.98	0.00	29,786.15	4/19/2023		99.016	4.710	4.710	28,715.43	0.00
313384EN5	189005	1073	FHLB Disc Note	1/26/2023	4.580	1,148,000.00	1,135,877.76	1,145,702.85	0.00	9,493.32	4/19/2023		98.944	4.629	4.629	9,825.09	0.00
313384EV7	189120	1073	FHLB Disc Note	2/8/2023	4.560	6,825,000.00	6,758,433.50	6,804,954.98	0.00	44,954.00	4/26/2023		99.025	4.605	4.605	46,521.48	0.00
62479MS38	189179	1073	MUFG Comm Paper	2/15/2023	4.640	4,665,000.00	4,618,702.47	4,644,058.82	0.00	27,057.00	5/3/2023		99.008	4.752	4.752	25,356.35	0.00
313384FK0	189243	1073	FHLB Disc Note	2/22/2023	4.700	4,058,000.00	4,017,205.83	4,039,036.97	0.00	20,132.19	5/10/2023		98.995	4.748	4.748	21,831.14	0.00
62479MSH7	189306	1073	MUFG Comm Paper	3/1/2023	4.700	4,175,000.00	4,133,029.65	4,148,133.88	0.00	16,897.15	5/17/2023		98.995	4.814	4.814	15,104.23	0.00
313384FZ7	189381	1073	FHLB Disc Note	3/7/2023	4.760	502,000.00	496,822.71	498,769.13	0.00	1,659.39	5/24/2023		98.969	4.810	4.810	1,946.42	0.00
313384FZ7	189399	1073	FHLB Disc Note	3/8/2023	4.750	3,649,000.00	3,611,927.17	3,625,515.04	0.00	11,555.17	5/24/2023		98.984	4.799	4.799	13,587.87	0.00
313384GP8	189417	1073	FHLB Disc Note	3/9/2023	4.880	372,000.00	367,461.60	368,861.81	0.00	1,159.81	6/7/2023		98.780	4.940	4.940	1,400.21	0.00
313384GP8	189435	1073	FHLB Disc Note	3/13/2023	4.800	4,430,000.00	4,379,202.67	4,392,628.52	0.00	11,222.67	6/7/2023		98.853	4.856	4.856	13,425.85	0.00
313384GV5	189518	1073	FHLB Disc Note	3/22/2023	4.680	4,640,000.00	4,589,934.40	4,597,260.96	0.00	6,032.00	6/13/2023		98.921	4.731	4.731	7,326.56	0.00
91411UTL9	189606	1073	Univ of California Comm Paper	3/30/2023	5.050	4,327,300.00	4,277,524.03	4,277,524.03	0.00	1,214.05	6/20/2023		98.850	5.180	5.180	0.00	0.00
1073 Total						56,070,000.00	55,537,344.97	55,804,293.68	0.00	277,823.99							266,948.71
316175108	184072	1085	Fidelity Money Market Fund	10/1/2020	4.720	0.00	0.00	0.00	0.00	0.00			100.000	4.720	4.720	0.00	0.00
313384GP8	189337	1085	FHLB Disc Note	3/2/2023	4.770	17,700.00	17,472.51	17,550.68	0.00	70.36	6/7/2023		98.715	4.832	4.832	78.17	0.00
912796K53	187253	1085	U.S. Treasury Bill	7/18/2022	2.872	3,206,000.00	3,121,082.21	3,175,828.33	0.00	65,734.55	6/15/2023		97.351	2.971	2.971	54,746.12	0.00
313384HF9	188796	1085	FHLB Disc Note	1/3/2023	4.600	4,334,000.00	4,239,302.10	4,288,484.33	0.00	48,733.42	6/23/2023		97.815	4.703	4.703	49,182.23	0.00

EOM - REPORT WRITER
Investment Inventory
Sorted by Fund
March 31, 2023

CUSIP	Investment #	Fund Number	Issuer	Purchase Date	Cur Rate	Par Value	Book Value	Market Value	Pur Accr Interest	Accrued Interest	Maturity Date	Call Date	Purchase Price	YTM	YTC	YTW	Unrealized G/L	
313384HN2	188504	1085	FHLB Disc Note	12/1/2022	4.595	7,380,000.00	7,181,243.28	7,295,838.48	0.00	113,978.97	6/30/2023		97.307	4.769		4.769	114,595.20	
313384HR3	189307	1085	FHLB Disc Note	3/1/2023	4.830	2,575,000.00	2,532,160.58	2,544,540.33	0.00	10,709.86	7/3/2023		98.336	4.912		4.912	12,379.75	
313384HR3	189402	1085	FHLB Disc Note	3/8/2023	4.980	109,000.00	107,235.84	107,710.64	0.00	361.88	7/3/2023		98.382	5.062		5.062	474.80	
313384RG6	189273	1085	FHLB Disc Note	2/24/2023	4.950	6,409,000.00	6,134,053.90	6,187,293.46	0.00	31,724.55	1/2/2024		95.710	5.189		5.189	53,239.56	
3130ATUQ8	189031	1085	FHLB Bullet	1/31/2023	4.750	6,565,000.00	6,564,164.08	6,560,397.94	0.00	19,922.95	3/8/2024		99.985	4.763		4.763	(3,766.14)	
1085 Total						30,595,700.00	29,896,714.50	30,177,644.19	0.00	291,236.54							280,929.69	
316175108	184073	1086	Fidelity Money Market Fund	10/1/2020	4.720	37,900.00	37,900.00	37,900.00	0.00	146.07			100.000	4.720		4.720	0.00	
21920PR66	188678	1086	Cornell Univ Comm Paper	12/16/2022	4.600	6,947,000.00	6,848,468.38	6,848,468.38	0.00	94,093.26	4/6/2023		98.582	4.731		4.731	0.00	
3137EAEN5	187191	1086	FHLMC Bullet	7/7/2022	2.750	2,000,000.00	1,999,147.02	1,991,124.00	0.00	15,583.33	6/19/2023		99.813	2.950		2.950	(8,023.02)	
313384JH3	188939	1086	FHLB Disc Note	1/18/2023	4.700	27,700.00	27,041.82	27,315.14	0.00	264.00	7/19/2023		97.624	4.814		4.814	273.32	
3133ENH86	187492	1086	FFCB Bullet	8/19/2022	3.250	2,000,000.00	1,999,560.87	1,986,820.00	0.00	7,763.89	8/18/2023		99.942	3.309		3.309	(12,740.87)	
313384LJ6	189478	1086	FHLB Disc Note	3/16/2023	4.700	2,074,200.00	2,027,081.09	2,032,241.01	0.00	4,332.77	9/6/2023		97.728	4.809		4.809	5,159.92	
1086 Total						13,086,800.00	12,939,199.18	12,923,868.53	0.00	122,183.32							(15,330.65)	
316175108	187323	1088	Fidelity Money Market Fund	7/28/2022	4.720	0.00	0.00	0.00	0.00	0.00			100.000	4.720		4.720	0.00	
09248U700	184076	1088	BlackRock Money Market Fund	3/18/2021	4.717	3,829,240.00	3,829,240.00	3,829,240.00	0.00	7,551.70			100.000	4.717		4.717	0.00	
313384DW6	189520	1088	FHLB Disc Note	3/22/2023	4.500	2,011,000.00	2,007,983.50	2,007,983.50	0.00	2,513.75	4/3/2023		99.850	4.507		4.507	0.00	
1088 Total						5,840,240.00	5,837,223.50	5,837,223.50	0.00	10,065.45							0.00	
Grand Total						9,260,096,630.41	9,116,864,710.15	9,114,277,613.02	4,096.15	77,313,909.01								-2,587,097.13