




PORT MIAMI

Port Guide 2018-2019





Royal Caribbean | The Crown of Miami: November 2018, Royal Caribbean Cruises Ltd. officially opened Terminal A, the largest cruise terminal in the U.S., in partnership with Miami-Dade County. The new terminal serves as homeport to some of Royal Caribbean's largest ships.



INDEX

- Economic Impact Summary05
- Snapshot & Key Advantages.....07
- Regional Summary.....09
- Industry Assets.....11
- FTZ 28113
- Cruise Partnerships15
- Cargo Partnerships21
- Country TEU23
- Country Value.....27
- Commodity Value.....31
- Import/Export Commodities.....35

ECONOMIC IMPACT SUMMARY

The local and regional economic impacts of marine cargo and cruise related business activities at PortMiami are large, diverse, and poised for continued growth.

PortMiami positively impacts more than 22,000 direct jobs in Miami-Dade County and the surrounding areas. User related and indirect job totals springboard PortMiami's total employment impact to approximately 334,500 jobs.

Personal incomes are also impacted by PortMiami business activities. Direct wages from cargo and cruise activities total more than \$890 million dollars, and as a result of this economic infusion, more than \$1.60 billion additional dollars of total income and local consumption expenditures are created by port businesses.

The total value of the economic impact created by cargo containers moving via PortMiami is estimated at \$35 billion dollars to the State of Florida. This economic impact includes increased value added during the production of export cargo, as well as transportation, warehousing, and retail distribution activities for import cargo. This import and export activity generates state income equaling \$10 billion dollars, and state and local taxes at approximately \$2 billion dollars annually.

As a preferred Global Gateway to Latin America, Europe, the Middle East, India, and Asia; and as the passenger industry's undisputed Cruise Capital of the World, PortMiami propels more than \$43 billion dollars in economic activity throughout Miami-Dade County and the State of Florida.





CRUISE

PAGE 15

Total Cruise Ships Docked.....	1,220
Total Cruise Passengers.....	5,592,000
Total Cruise Lines (FY 2018)	22
Total Cruise Ships (FY 2018)	55

KEY ADVANTAGES

- Modern cruising started at PortMiami over 50 years ago serving the world's top cruise lines.
- From its prime Downtown Miami location, cruise passengers can easily discover what Miami has to offer.
- Close proximity to the Caribbean, Panama, Mexico and beyond.
- Fast access from Miami International Airport via port tunnel.
- Goods, supplies, and provisions are sourced locally.
- A renowned global destination, offering cruise passengers pre- and post-cruise activities that supports overall travel and tourism: sports, entertainment, dining, arts, parks and beaches.



CARGO

PAGE 21

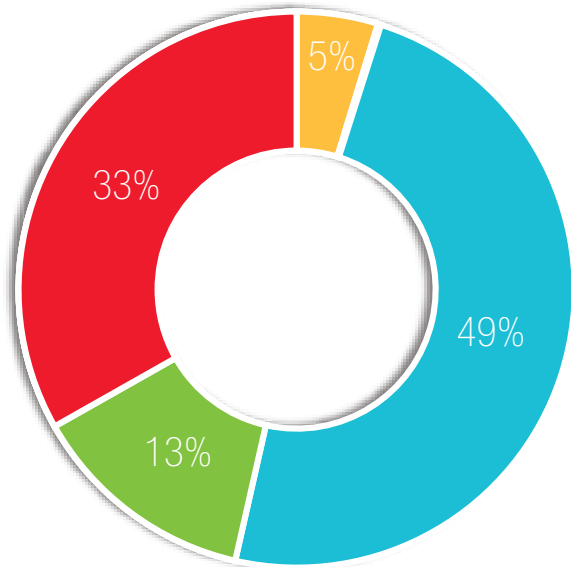
Total Cargo Ships Docked	1,000
Total TEU.....	1,084,000
Total Tonnage.....	9,611,960
Estimated Value\$27 billion

KEY ADVANTAGES

- A trade nexus at the crossroads of north-south and east-west trade lanes.
- Closest US East Coast deepwater container port to the Panama Canal.
- Access to Florida's huge consumer market – Florida is the 3rd most populous state with 20 million residents and more than 120 million visitors annually.
- Global air connections via Miami International Airport, MIA is ranked first in international freight and third in international passengers in the US.
- All major global ocean carrier alliances call at PortMiami.
- Solid labor, law enforcement and business community partnerships.

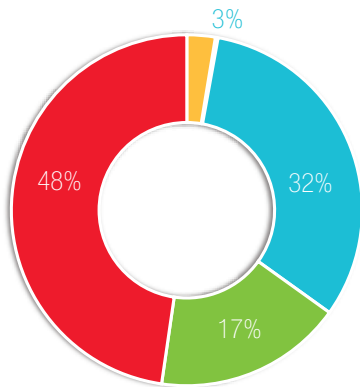
REGIONAL SUMMARY

2018 TEU TOTAL

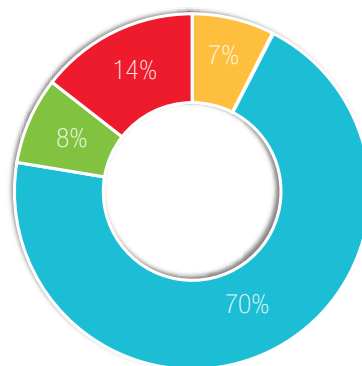


- Asia
- Americas & Caribbean
- Europe/Med
- Middle East/India/Africa

2018 TEU IMPORT



2018 TEU EXPORT



INDUSTRY ASSETS




-50/-52 DEEPWATER CHANNEL

Only port south of Virginia at -50/-52 feet capable of handling fully laden 14,000 TEU vessels with a fast access channel only 2.5 nautical miles to the Atlantic Ocean.




TRACTOR TUG SERVICE

Expanded towing and harbor ship services that provide a Z – drive thrust unit with an 80 ton bollard pull and 6,700 rated horse power capacity for the berthing and departure of containerized cargo vessels.



NOAA PORTS® INSTALLED

NOAA's Center for Operational Oceanographic Products and Services successfully partnered with PortMiami to install a new PORTS® system. As one of 31 systems operating across the nation's waterways, these real-time oceanographic and weather observations assist pilots and other mariners to safely navigate to and from PortMiami's docks.




GANTRY CRANES

13 ship-to-shore cranes including six super Post-Panamax, the largest in the Southeastern U.S. The cranes have an outreach of 22 containers wide, stack up to nine containers high above deck, and 11 containers below deck with no height restrictions.



ON-DOCK INTERMODAL RAIL

The freight rail connects the port with the national rail system. The service expedites the movement of goods throughout Florida and the continental U.S. reaching 70% of America's market within four days.



DIRECT-ACCESS TUNNEL

The creation of a new vehicular access point directly linking PortMiami to the nation's interstate highway system has been a boon for downtown development. Close to 80% of port-generated traffic has been relocated away from downtown streets to the PortMiami Tunnel. This successful Public-Private Partnership continues to receive recognition and award for its innovative design, creative financing, and breakthrough engineering.

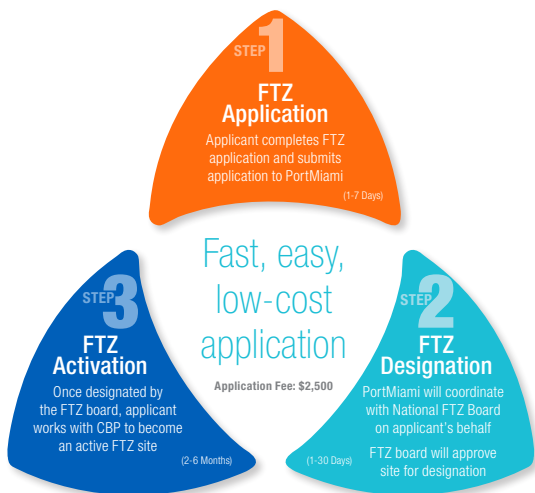
FOREIGN TRADE ZONE 281

PortMiami Foreign Trade Zone 281 encompasses a large Service Area in Miami-Dade County, stretching north from SW 8th Street to County Line Road, and east from the Urban Boundary Line to Miami Beach.

The Foreign Trade Zone Program encourages value-added activities at US warehouse facilities in competition with foreign alternatives.

Cargo merchandise may be brought into FTZ 281 for storage, inspection, testing, repair, distribution, relabeling, repackaging, display, and disposal. With approval, companies are also able to manufacture, assemble, and process goods within the Foreign Trade Zone.

User benefits include more flexibility, reduced costs, and focused government oversight resulting in greater profits. In the global marketplace, Foreign Trade Programs provide a competitive advantage and opportunities for companies to keep and grow their manufacturing or distribution operations in the United States.



“

Ultimately, FTZ 281 is the most strategic location to set up your import and export business in South Florida.

”




CRUISE PARTNERSHIPS





VIRGIN VOYAGES

The Virgin Voyages cruise terminal will be located on the northwest side of the port. The unique Palm Grove designed facility will break ground Fall 2019. It is slated for completion by November 2021, in time for the arrival of the line's first ship *Scarlet Lady*.



MSC CRUISES

In January 2019, a Letter of Intent between MSC Cruises and Miami-Dade County was signed. The line plans to increase its annual passenger throughput and to design, build and operate two new cruise facilities at PortMiami.



FUTURE TERMINAL TO BE ANNOUNCED

DISNEY CRUISE LINE

September 2018, an MOU with Disney Cruise Line to expand with two cruise ships and a possible new cruise terminal was approved by Miami-Dade County Commissioners.

CARGO PARTNERSHIPS



Mitsui O.S.K. Lines



We take it personally



A MAERSK COMPANY



South Florida
Container Terminal



COUNTRY TEU

	COUNTRIES	TOTAL TEU
1	China	159,535
2	Honduras	61,538
3	Dominican Republic	43,609
4	Guatemala	38,281
5	El Salvador	26,402
6	Costa Rica	25,629
7	Jamaica	22,447
8	Italy	22,175
9	Colombia	21,644
10	Nicaragua	19,866
11	India	17,585
12	Vietnam	17,295
13	Peru	16,713
14	Spain	16,460
15	Haiti	15,389
16	Panama	15,184
17	Ecuador	15,140
18	Korea	14,588
19	Indonesia	14,153
20	Trinidad And Tobago	13,208
21	France	12,473
22	Netherlands	11,451
23	Taiwan	10,741
24	Mexico	9,125
25	Germany	8,580
26	Thailand	8,346
27	Malaysia	6,914
28	Turkey	6,093
29	Belgium	5,883
30	Singapore	5,273

	IMPORT COUNTRIES	IMPORT TEU
1	China	140,469
2	Honduras	26,236
3	Guatemala	21,912
4	Dominican Republic	19,620
5	Italy	16,089
6	Vietnam	14,252
7	Spain	13,020
8	Nicaragua	11,252
9	France	10,827
10	Korea	10,316
11	El Salvador	10,296
12	Netherlands	8,071
13	Peru	7,760
14	Costa Rica	7,702
15	Mexico	7,702
16	Thailand	7,376
17	Indonesia	7,260
18	Ecuador	6,985
19	India	6,794
20	Germany	6,738
21	Taiwan	6,657
22	Colombia	5,833
23	Turkey	5,668
24	Belgium	4,604
25	Malaysia	3,881
26	Hong Kong	3,511
27	Singapore	3,383
28	Jamaica	2,988
29	Haiti	2,754
30	Japan	2,711

	EXPORT COUNTRIES	EXPORT TEU
1	Honduras	35,302
2	Dominican Republic	23,990
3	Jamaica	19,458
4	China	19,066
5	Costa Rica	17,927
6	Guatemala	16,369
7	El Salvador	16,106
8	Colombia	15,811
9	Panama	12,961
10	Trinidad And Tobago	12,952
11	Haiti	12,635
12	India	10,791
13	Peru	8,953
14	Nicaragua	8,614
15	Ecuador	8,155
16	Indonesia	6,894
17	Italy	6,086
18	Korea	4,272
19	Barbados	4,085
20	Taiwan	4,084
21	Leeward And Windward	3,817
22	Pakistan	3,679
23	Netherlands Antilles	3,556
24	Spain	3,439
25	Netherlands	3,380
26	Vietnam	3,043
27	Malaysia	3,033
28	Surinam	2,583
29	United Arab Emirates	2,441
30	Georgia	1,960



COUNTRY VALUE

	COUNTRIES	TOTAL VALUE
1	China	\$4,933,312,658
2	Honduras	\$2,747,441,279
3	Dominican Republic	\$1,989,930,208
4	El Salvador	\$1,419,618,392
5	Guatemala	\$1,200,025,845
6	Jamaica	\$1,020,434,177
7	Nicaragua	\$994,680,705
8	Italy	\$902,819,895
9	Indonesia	\$844,584,568
10	Costa Rica	\$773,018,953
11	Colombia	\$658,192,360
12	India	\$603,576,537
13	Panama	\$594,957,688
14	Korea	\$553,046,935
15	Haiti	\$543,087,968
16	Vietnam	\$524,964,503
17	Malaysia	\$513,734,651
18	Taiwan	\$498,586,108
19	Ecuador	\$474,286,852
20	Peru	\$471,868,939
21	Trinidad And Tobago	\$439,156,433
22	Spain	\$438,874,889
23	Netherlands	\$349,456,066
24	Pakistan	\$343,504,189
25	France	\$269,278,068
26	Mexico	\$249,136,638
27	Germany	\$241,750,343
28	Thailand	\$227,115,944
29	Hong Kong	\$188,819,002
30	Singapore	\$176,497,065

	IMPORT COUNTRIES	IMPORT VALUE
1	China	\$4,489,310,094
2	Honduras	\$1,511,600,517
3	Dominican Republic	\$973,123,026
4	Nicaragua	\$698,818,651
5	Guatemala	\$681,258,342
6	El Salvador	\$584,102,177
7	Italy	\$550,614,735
8	Vietnam	\$430,610,592
9	Jamaica	\$427,528,371
10	Korea	\$399,505,669
11	India	\$298,672,698
12	Spain	\$293,310,354
13	Indonesia	\$231,898,609
14	Malaysia	\$231,699,404
15	France	\$230,827,314
16	Republic Of China	\$228,915,994
17	Haiti	\$228,253,764
18	Mexico	\$227,080,973
19	Germany	\$199,889,306
20	Costa Rica	\$194,802,237
21	Thailand	\$193,267,884
22	Netherlands	\$179,508,600
23	Belize	\$165,397,815
24	Colombia	\$153,780,421
25	Hong Kong	\$146,548,971
26	Ecuador	\$144,551,244
27	Peru	\$126,329,548
28	Singapore	\$124,776,252
29	Turkey	\$103,381,159
30	Belgium	\$102,087,879

	EXPORT COUNTRIES	EXPORT VALUE
1	Honduras	\$1,235,840,762
2	Dominican Republic	\$1,016,807,182
3	El Salvador	\$835,516,215
4	Indonesia	\$612,685,959
5	Jamaica	\$592,905,806
6	Costa Rica	\$578,216,716
7	Panama	\$521,978,535
8	Guatemala	\$518,767,503
9	Colombia	\$504,411,939
10	China	\$444,002,564
11	Trinidad And Tobago	\$404,491,423
12	Italy	\$352,205,160
13	Peru	\$345,539,391
14	Ecuador	\$329,735,608
15	Haiti	\$314,834,204
16	India	\$304,903,839
17	Nicaragua	\$295,862,054
18	Pakistan	\$283,030,026
19	Malaysia	\$282,035,247
20	Republic Of China	\$269,670,114
21	Netherlands	\$169,947,466
22	Korea	\$153,541,266
23	Spain	\$145,564,535
24	Barbados	\$122,093,961
25	United Arab Emirates	\$118,965,032
26	Leeward And Windward	\$112,753,396
27	Surinam	\$104,174,970
28	Vietnam	\$94,353,911
29	Ireland	\$89,208,461
30	Netherlands Antilles	\$85,780,680



SFCT Groundbreaking: South Florida Container Terminal celebrated a groundbreaking for its Cargo Densification project, which will increase the terminal's operational capacity.

COMMODITY VALUE

	COMMODITIES	TOTAL VALUE
1	Machinery · Computer · Air Conditioning, equipment & parts	\$3,644,470,038
2	Household Goods · Miscellaneous	\$2,520,608,149
3	Apparel, non-knit	\$2,151,017,229
4	Base Metals · Cermets	\$2,016,048,998
5	Electrical Machinery, equipment and parts	\$1,937,407,912
6	Vehicles · Vehicle Parts	\$1,307,483,442
7	Plastics, articles thereof	\$1,055,037,646
8	Furniture · Seats · Lighting · Lamps	\$1,031,371,086
9	Medical · Surgical · Optical · Photography Instruments	\$936,901,738
10	Aircraft · Spacecraft and Parts	\$934,219,307
11	Apparel, knit or crochet	\$811,706,518
12	Cotton · Yarn · Woven Fabric	\$666,743,809
13	Leather Handbags · Travel Goods · Wallets · Saddlery	\$532,866,908
14	Food Preparations · Sauces · Soups	\$526,808,813
15	Fish · Crustaceans · Aquatic Invertebrates	\$499,891,532
16	Aluminum, articles thereof	\$481,841,303
17	Iron · Steel, articles thereof	\$442,252,442
18	Railway · Tramway Stock and Equipment	\$417,289,890
19	Perfume · Cosmetics · Skin Care	\$380,804,486
20	Tobacco · Manufactured Substitutes	\$366,912,563
21	Toys · Games · Sports Equipment	\$325,604,925
22	Paper · Paperboard, articles thereof	\$312,611,570
23	Beverages · Spirits · Water · Wine	\$296,100,485
24	Ceramics	\$296,088,051
25	Textiles · Bed, Table, Kitchen Linens · Worn Textiles	\$233,964,783
26	Rubber, articles thereof	\$226,200,431
27	Base Metals, miscellaneous articles	\$221,326,710
28	Ships · Boats · Floating Structures	\$199,066,839
29	Wood, articles thereof	\$195,027,632
30	Fruits and Nuts · Vegetables, prepared or preserved	\$188,280,375

	COMMODITIES	TOTAL TEU
1	Furniture · Seats · Lighting · Lamps	62,636
2	Machinery · Computer · Air Conditioning, equipment & parts	54,778
3	Household Goods · Miscellaneous	52,480
4	Vehicles · Vehicle Parts	45,989
5	Plastics, articles thereof	32,259
6	Electrical Machinery, equipment and parts	30,010
7	Food Preparations · Sauces · Soups	27,997
8	Beverages · Spirits · Water · Wine	26,635
9	Pulp of Wood, waste, scrap, and recyclables	26,527
10	Apparel, non-knit	23,863
11	Ceramics	18,989
12	Paper · Paperboard, articles thereof	18,987
13	Fruits and Nuts · Citrus · Melons, fresh	16,731
14	Vegetables · Roots and Tubers	16,315
15	Iron · Steel, articles thereof	15,884
16	Wood, articles thereof	14,885
17	Cotton · Yarn · Woven Fabric	14,577
18	Base Metals · Cermets	13,069
19	Medical · Surgical · Optical · Photography Instruments	12,650
20	Fruits and Nuts · Vegetables, prepared or preserved	12,342
21	Iron · Steel, waste, scrap, and recyclables	12,082
22	Fish · Crustaceans · Aquatic Invertebrates	11,553
23	Leather Handbags · Travel Goods · Wallets · Saddlery	11,513
24	Aluminum, articles thereof	11,298
25	Rubber, articles thereof	11,239
26	Apparel, knit or crochet	10,431
27	Toys · Games · Sports Equipment	9,981
28	Textiles · Bed, Table, Kitchen Linens · Worn Textiles	9,506
29	Tobacco · Manufactured Substitutes	8,802
30	Perfume · Cosmetics · Skin Care	8,181

	COMMODITIES	TOTAL STONS
1	Household Goods · Miscellaneous	447,551
2	Ceramics	388,553
3	Railway · Tramway Stock and Equipment	370,396
4	Machinery · Computer · Air Conditioning, equipment & parts	367,998
5	Pulp of Wood, waste, scrap, & recyclables	356,245
6	Beverages · Spirits · Water · Wine	345,231
7	Furniture · Seats · Lighting · Lamps	322,049
8	Plastics, articles thereof	276,359
9	Vehicles · Vehicle Parts	265,711
10	Food Preparations · Sauces · Soups	257,562
11	Base Metals · Cermets	246,389
12	Iron · Steel, waste, scrap, and recyclables	222,666
13	Fruits and Nuts · Citrus · Melons, fresh	213,942
14	Electrical Machinery, equipment and parts	205,006
15	Fruits and Nuts · Vegetables, prepared or preserved	200,140
16	Vegetables · Roots and Tubers	192,445
17	Paper · Paperboard, articles thereof	186,407
18	Wood, articles thereof	174,738
19	Salt · Sulfur · Earth and Stone · Marble	162,729
20	Iron · Steel, articles thereof	154,560
21	Apparel, non-knit	150,271
22	Fish · Crustaceans · Aquatic Invertebrates	131,852
23	Aluminum, articles thereof	122,742
24	Mineral Fuel · Oil, non-crude	121,496
25	Cotton · Yarn · Woven Fabric	121,177
26	Art of Stone · Plaster · Cement	101,609
27	Meat · Edible Meat Offal	79,600
28	Rubber, articles thereof	79,306
29	Leather Handbags · Travel Goods · Wallets · Saddlery	78,446
30	Textiles · Bed, Table, Kitchen Linen · Worn Textiles	77,254



IMPORT COMMODITIES

	COMMODITIES	IMPORT TEU
1	Furniture · Seats · Lighting · Lamps	49,306
2	Machinery · Computer · Air Conditioning, equipment & parts	25,825
3	Beverages · Spirits · Water · Wine	22,496
4	Apparel, non-knit	21,580
5	Household Goods · Miscellaneous	20,832
6	Plastics, articles thereof	20,527
7	Electrical Machinery, equipment and parts	18,500
8	Ceramics	17,876
9	Vegetables · Roots and Tubers	15,241
10	Fruits and Nuts · Citrus · Melons, fresh	14,680
11	Vehicles · Vehicle Parts	13,693
12	Wood, articles thereof	12,231
13	Paper · Paperboard, articles thereof	11,378
14	Fish · Crustaceans · Aquatic Invertebrates	10,922
15	Iron · Steel, articles thereof	9,666
16	Apparel, knit or crochet	9,605
17	Rubber, articles thereof	9,431
18	Fruits and Nuts · Vegetables, prepared or preserved	9,049
19	Tobacco · Manufactured Substitutes	8,012
20	Aluminum, articles thereof	7,648
21	Leather Handbags · Travel Goods · Wallets · Saddlery	7,491
22	Toys · Games · Sports Equipment	6,762
23	Salt · Sulfur · Earth and Stone · Marble	5,891
24	Medical · Surgical · Optical · Photography Instruments	5,015
25	Glass and Glassware	4,788
26	Textiles · Bed, Table, Kitchen Linens · Worn Textiles	4,722
27	Perfume · Cosmetics · Skin Care	4,519
28	Railway · Tramway Stock and Equipment	4,427
29	Art of Stone · Plaster · Cement	4,307
30	Cereal · Flour · Starch or Milk · Baker's Wares, prepared	3,861

EXPORT COMMODITIES

	COMMODITIES	EXPORT TEU
1	Vehicles · Vehicle Parts	32,297
2	Household Goods · Miscellaneous	31,648
3	Machinery · Computer · Air Conditioning, equipment & parts	28,953
4	Pulp of Wood, waste, scrap, and recyclables	26,405
5	Food Preparations · Sauces · Soups	25,147
6	Furniture · Seats · Lighting · Lamps	13,329
7	Base Metals · Cermets	12,803
8	Cotton · Yarn · Woven Fabric	12,521
9	Plastics, articles thereof	11,732
10	Electrical Machinery, equipment and parts	11,509
11	Iron · Steel, waste, scrap, and recyclables	10,336
12	Medical · Surgical · Optical · Photography Instruments	7,635
13	Paper · Paperboard, articles thereof	7,609
14	Iron · Steel, articles thereof	6,218
15	Meat · Edible Meat Offal	5,137
16	Textiles · Bed, Table, Kitchen Linens · Worn Textiles	4,784
17	Ships · Boats · Floating Structures	4,492
18	Beverages · Spirits · Water · Wine	4,139
19	Leather Handbags · Travel Goods · Wallets · Saddlery	4,022
20	Perfume · Cosmetics · Skin Care	3,662
21	Aluminum, articles thereof	3,650
22	Manmade Synthetic Filaments · Yarn and Woven Fabrics	3,611
23	Base Metal, miscellaneous articles · Castors · Fixtures · Hardware	3,567
24	Fruits and Nuts · Vegetables, prepared or preserved	3,293
25	Toys · Games · Sports Equipment	3,220
26	Mineral Fuel · Oil, non-crude	2,661
27	Wood, articles thereof	2,655
28	Dairy Products · Bird's Eggs · Honey · Cheese · Butter	2,519
29	Apparel, non-knit	2,283
30	Chemical Products, miscellaneous	2,057



SEABOARD
MARINE

SMLU 193048 4561

SEABOARD
MARINE

SMLU 193048 4561

SEABOARD
MARINE

SMLU 190-27 456

CAUTION
11' 6" HIGH

SMLU 193048 4561

SEABOARD

SEABOARD

TRXU 460005 5 42P3

TRXU 460005



PortMiami
1015 N. America Way, 2nd Floor
Miami, FL 33132
T: 305.347.4800 • F: 305.329.4029



PortMiami.biz

