

**SMALL BUSINESS ENTERPRISE
CONSTRUCTION
MEETING**

March 20, 2023



miamidade.gov

Internal Services Department
Small Business Development
111 NW 1 Street, 19th Floor
Miami, Florida 33128
T 305-375-3111 F 305-375-3160

Miami-Dade County
SMALL BUSINESS ENTERPRISE - CONSTRUCTION
ADVISORY BOARD MEETING

Monday, March 20, 2023 @1:00 p.m.

Virtual Meeting Zoom URL:

https://miamidade.live/SBE-ConstructionAdvisoryBoard

Webinar ID: 954 5601 8608

AGENDA

- I. Welcome/Introductions (5 min)
II. Old Business (15 min)
a. Approval of January 23, 2023, Meeting Minutes
III. Discussions (15 min)
a. Collective Advisory Board
IV. SBD Section Reports (15 min)
a. SBE - Construction Business Outreach & Education.....Lawanda Wright-Robinson
SBD Business Outreach & Education
b. SBE - Construction Certification Report..... Jeanise Cummings-Labossiere
SBD Certification
c. SBE - Construction Project Review & AnalysisLaurie Johnson
SBD Project Review & Analysis
d. SBE - Construction Utilization Report.....Patrick Hines
SBD Policy & Legislation Management
V. Construction Management Reporting (45 min)
a. Miscellaneous Construction Contract MCC-9-18 (MCM Corporation)
.....Carolyn Modeste
b. Project B- Jackson West Medical Center (W.G. Yates Construction)
.....Jinet Pulliam
c. Project E- Jackson South Medical Center (Turner Construction Company)
..... Jordyn Hopkins
d. Project F- Christine E. Lynn Rehabilitation Hospital (Turner Construction)
..... Jordyn Hopkins
e. DTC Vertical Expansion (Turner Construction Company)
..... Jordyn Hopkins



miamidade.gov

Internal Services Department
Small Business Development
111 NW 1 Street, 19th Floor
Miami, Florida 33128
T 305-375-3111 F 305-375-3160

- f. **Cruise Terminal F Expansion (Lemartec Corporation)**
..... *Diego Natale*
 - g. **CDWWTP Oxygen Production (PCL Construction, Inc.)**
..... *Mike Hernandez*
 - h. **Design, Build, Finance, Operate, Maintain Civil and Probate Courthouse**
..... *Armando Perez*
 - i. **Grove Central Mixed-Use (Juneau Construction)**
..... *Antonio Souza*
 - j. **MSC Cruise Terminal (Fincantieri Infrastructure Florida)**
..... *Dylan Wallace*
 - k. **Poole & Kent Company of Florida**
..... *Brian MacClugage*
- VI. **New Business (15 min)**
- b. Request for future agenda items
- VII. **Reasonable opportunity for the public to be heard before County boards (Sec. 2-11.39.3) - (5 min)**
- VIII. **Adjournment (5 min)**

NEXT MEETING: MAY 15, 2023



TABLE OF CONTENTS

AGENDA

January 23, 2023, Meeting Minutes	1
SBE - Construction Business Outreach & Education	2
Bonding and Financial Assistance Report	3
SBE – Construction Certification Report	4
SBE – Project Review & Analysis	5
SBE – Construction Utilization Report	6
Miscellaneous Construction Contract MCC- 9-18 (MCM Corporation)	7
Project B- Jackson West Medical Center (W.G. Yates Construction)	8
Project E- Jackson South Medical Center (Turner Construction Company)	9
Project F – Christine E. Lynn Rehabilitation Hospital (Turner Construction)	10
DTC Vertical Expansion (Turner Construction Company)	11
Cruise Terminal F Expansion (Lemartec Corporation)	12
Design, Build, Finance, Operate, Maintain Civil and Probate Courthouse (Plenary Justice Miami LLC)	13
Grove Central Mixed-Use (Juneau Construction)	14
MSC Cruise Terminal (Fincantieri Infrastructure Florida)	15
S-889 CD 2.15(1) Plant 2 Cluster 1 Digester Upgrades S-897 SDWWTP Digester & Control BLD S-909 CDWWTP Plant 2 Cluster 2 Digester S-884 & S-888 Design build Thickening Sludge S-922CD 1.05.2 Effluent PS Electria (Poole & Kent Company of Florida)	16

January 23, 2023 Meeting Minutes

**Small Business Enterprise Construction
Advisory Board Meeting Minutes
January 23, 2023
SBD Main Conference Room**

Start: 1:11 PM
Stop: 3:07 PM

Appointed: 8
Quorum: 5

(E)=Excused (U) =Unexcused

<u>PRESENT (6)</u>	<u>ABSENT (2)</u>
Elsie K. Hamler (Vice Chair)	William Derrer (Chairperson) E
Dorothy Brown-Alfaro	Anthony R. Gomez E
Jessie Bernard Houston	
Alejandro Munilla	
Shellie Ransom-Jackson	
Jeovanni R. Tarafa	

Staff:

Gary T. Hartfield (SBD Division Director), Laurie Johnson (SBD Section Chief), Lawanda Wright-Robinson (SBD Section Chief), Jeanise Cummings-Labossiere (SBD Section Chief) Michou Jean (SBD Section Manager), Dayron Perez (SBD Section Manager), Patrick Hines (SBD), Courtney Anderson (SBD)

- I. Welcome/Introductions** – Michou Jean (SBD) called the meeting to order at 1:11 PM. Vice-Chair Elsie K. Hamler welcomed all Board members and staff and proceeded to the agenda.
- II. Old Business (15 min)**
 - a. Approval of September 19, 2023, Meeting Minutes**
 - i. Shellie Ransom-Jackson motioned to approve the meeting minutes and board member Alejandro Munilla seconded the motion. (Approved 6-0).
 - b. Approval of November 21, 2022, Meeting Minutes**
 - i. Shellie Ransom-Jackson motioned to approve the meeting minutes and board member Alejandro Munilla seconded the motion. (Approved 6-0).
 - c. Approval of 2023 Meeting Dates**
 - i. Alejandro Munilla motioned to approve the 2023 meeting dates and board member Dorothy Brown-Alfaro seconded the motion. (Approved 6-0).

**Small Business Enterprise Construction
Advisory Board Meeting Minutes
January 23, 2023
SBD Main Conference Room**

III. Discussions

a. Task Log

- i. The board discussed the next steps of their recommendations. It was mentioned that all of recommendations can be submitted as a report but there isn't a guarantee the action will take place right away. Any recommendations that require a Legislative change requires a sponsor.
- ii. The Board discussed the status of the Collective Advisory Board. Mr. Hartfield advised that all of the SBE Advisory Boards have a number of issues in common and creating this group would be a beneficial way to address concerns across all boards. All the recommendations the boards have in common will be discussed and anything that is specific to industry will be isolated. This is the most concrete and forward way to gain a consensus amongst all boards. Staff as well as representative from the Mayors Office, Procurement and the County Attorneys Office will be present in the advisory board meetings to answer questions and to provide advice.
- iii. Board member Jessie Houston stated that this is a good opportunity for items that are on the task log to be added to the Collective Committee recommendations, this way everyone can come to a consensus to move forward as one voice on the issues that affect everyone.
- iv. Ms. Dorothy Brown Alfaro advised that she opposes the recommendations going to the collective advisory board, she would like the recommendations to move forward to the Board of County Commissioners (BCC).
- v. Ms. Shellie Ramson Jackson asked about timeline of the Collective meeting. Hartfield stated that we will try to get it done by the end of the quarter.
- vi. Mr. Jessie Houston motioned to move the recommendations to the Collective Advisory Boards to attempt to come together as a united voice. Ms. Shellie Ransom-Jackson seconded the motion. Ms. Dorothy Brown Alfaro opposed. The motion was approved (5-1).
- vii. Mr. Jeovanni R. Tarafa requested feedback on recommendations prior to the next Advisory Board meeting.

IV. SBD Section Reports

a. SBE – Construction Business Outreach and Education (Lawanda Wright-Robinson)

- i. The report was presented by Lawanda Wright-Robinson.
- ii. The report collected data from November 1, 2022, to November 30, 2022.
- iii. Michou Jean updated the board members with the new reporting periods. This will provide firms with more time to get the information needed for their report. This meeting only reported one month (November 2022). After this meeting, the reporting period will become two months (December 2022 and January 2023). This will allow staff to gather reports and sent the

**Small Business Enterprise Construction
Advisory Board Meeting Minutes
January 23, 2023
SBD Main Conference Room**

agendas out to the boards in timely manner. Final agenda's will now be sent at least 2 weeks in advance.

- iv. Mr. Houston asked question about the technical assistance issue listed in the report. Ms. Wright-Robinson stated that outside of contract or payment issues, it could be general questions.
- v. Ms. Wright-Robinson advised the board of the Black history events that will be occurring in February.

b. SBE – Construction Certification Report (Jeanise Cummings-Labossiere)

- i. The report was presented by Jeanise Cummings-Labossiere (SBD Section Manager).
- ii. The report collected data from November 1, 2022, to November 30, 2022.
- iii. Mr. Houston asked if the number of new certified firms is consistent. Ms. Cummings-Labossiere stated that it depends on what is occurring within that time frame. Everything fluctuates.

c. SBE- Construction Project Review & Analysis (Laurie Johnson)

- i. The report was presented by Laurie Johnson (SBD Section Chief).
- ii. The report collected data from November 1, 2022, to November 30, 2022.
- iii. Board members had no further questions.

d. SBE – Construction Utilization Report (Rossi Siewnarine)

- i. The report was presented by Patrick Hines (Special Projects Admin. 1).
- ii. The report collected data from November 1, 2022, to November 30, 2022.
- iii. Ms. Hamler asked if the data is complete for 2022 contracts awarded. Mr. Hines advised that contracts awarded is complete.

V. Construction Management Reporting

a. Miscellaneous Construction Contract MCC- 8 (MCM Corporation)

- i. The report was presented by Ginny Mirabal on behalf of MCM Corporation.
- ii. Ms. Mirabal stated that MCC-8 closed on December 2022.

b. Miscellaneous Construction Contract MCC- 9-18 (MCM Corporation)

- i. The report was presented by Ginny Mirabal on behalf of MCM Corporation.
- ii. Ms. Mirabel stated that MCC-9-18 closed
- iii. Ms. Mirabel mentioned to Staff that eleven jobs were awarded, and three jobs didn't close out.
- iv. Dorothy asked what's the goal based on key management staff. Mr. Mirabal stated that having more Staff would help meet the goal.

**Small Business Enterprise Construction
Advisory Board Meeting Minutes
January 23, 2023
SBD Main Conference Room**

- c. Project A- Jackson North Medical Center (OHL Arellano Construction Co.)**
 - i. The report was presented by Lino Gonzalez on behalf of OHL Arellano Construction. He added that the project was completed on December 21, 2022.
 - ii. The contracted goal was 32.7% and their achieved goals was 37%.

- d. Project B- Jackson West Medical Center (W.G. Yates Construction)**
 - i. The report was presented by Jinet Pulliam on behalf of Yates Construction.
 - ii. Ms. Pulliam stated that the phrase is almost completed.
 - iii. Mr. Houston asked for clarification regarding the SBEC goal. Ms. Pulliam stated that there is a meeting scheduled with the compliance officer to review and identify the discrepancies.

- e. Project E- Jackson South Medical Center (Turner Construction Company)**
 - i. The report was presented by Jordyn Hopkins on behalf of Turner Construction.
 - ii. The contracted goal was 32.77% and their achieved goals was 26.73%.
 - iii. Ms. Hamler inquired about the SBE goal being missed. Ms. Hopkins advised that the goal will not be met, there was change orders issued, and the work went to non-SBE's considering they were unable to find SBE's in the short amount of time that the change orders were issued.
 - iv. Mr. Kenneth Robinson advised that the trade that Turner had issues with in the SBE Participation was roofing which was about 6% of the scheduled values. They advertised and received (2) two SBEC roofing bids. Both contractors pulled out which resulted in in the goal not being met.
 - v. Dayron Perez (SBD Section Manager) stated that a notice of intent to violate was issued to Turner. Following the notice, SBD was advised of their ongoing issues regarding roofing. Shortly after, a notice of violation was issued, and it is currently being appealed by Turner.

- f. Project F- Christine E. Lynn Rehabilitation Hospital (Turner Construction Company)**
 - i. Item deferred.

- g. DTC Vertical Expansion (Turner Construction Company) Deferred**
 - i. Item deferred.

**Small Business Enterprise Construction
Advisory Board Meeting Minutes
January 23, 2023
SBD Main Conference Room**

- h. Cruise Terminal F Expansion (Lemartec Corporation)**
 - i. Item deferred.
 - i. CSWWTP Oxygen Production (PCL Construction, Inc.)**
 - i. Item deferred.
 - j. Design, Build, Finance, Operate, Maintain Civil and Probate Courthouse**
 - i. Item deferred.
 - k. Grove Central Mixed-Use (Juneau Construction)**
 - i. Item deferred.
 - l. MSC Cruise Terminal (Fincantieri Infrastructure Florida)**
 - i. Item deferred.
 - m. Pool & Kent Company of Florida**
 - i. Item deferred.
- VI. New Business**
- a. Request for future agenda items**
 - i. No requests
- VII. Reasonable opportunity for the public to be heard before County boards (Sec. 2-11.39.3).**
- i. No Speakers
- VIII. Adjournment** - Meeting adjourned by Elsie K. Hamler at 3:07p.m.

**SBE - Construction Business Outreach &
Education**

Internal Services Department
Small Business Development (SBD)
Small Business Enterprise – Construction Report
Business Outreach and Education Section
December 1, 2022 to January 31, 2023

		Total for Period	YTD Total
Activity	Assistance Provided to Small Business Enterprise-Construction Program		
1	Certification Assistance	78	136
2	Needs Assessment Meetings (NAMS)	6	12
3	Technical Assistance	109	257
4	Payment Issues	3	17
4.1	Payment Issues Related Dollars	\$138,277	\$363,969
5	Prompt Payment Issues	0	0
5.1	Prompt Payment Issues Related Dollars	0	0
6	Contract Issues (Non-dollar related)	2	7
7	Contact with SBE-Construction Firms (emails highlighting contract opportunities)	5,668	10,688

		Total for Period	YTD Total
Activity	Training, Education and Outreach Activities		
1	Small Business Development (sponsored) Workshops and Forums	1	3
1.1	Number of Attendants	30	81
2	Partnership Workshops & Forums	4	11
2.1	Number of Firms (with whom contact was made)	181	325
Activity	Technical Training & Development Workshops		
3			
3.1	n/a		

Bonding and Financial Assistance Report

**Internal Services Department
Small Business Development
Business Outreach & Education
December 01, 2022-January 31, 2023**

Activity #		Total for	
		Period	YTD Total
	Bonding Assistance	12/01/22-01/31/23	10/01/22-01/31/23
1	Firms Assisted with Bonding Needs	6	11
2	Bond Application Received	2	4
3	Bonding Applications Approved	2	4
4	Bond Applications Denied	0	0
5	Value of Approved Bond Applications	\$3,500,000	\$5,699,000
Financial Assistance – Non-Covid Related			
1	Firms Assisted with Loan Needs	1	4
2	Loan Application Received **	0	0
3	Loan Applications Approved	0	0
4	Loan Application Denied	0	0
5	Value of Approved Loan Applications	\$0.00	\$0.00

Bonding

Race/Ethnicity: (1) – Hispanic firm, (1)- African American

Surety: 1- Insource, 1- Customer’s Rule Agency

Financial Assistance

Race/Ethnicity: Lender:

Workshops hosted

Tax preparation for business growth on 02/17/2023

Surety Bond Workshop on 07/13/2022

Access To Capital on 09/29/2022

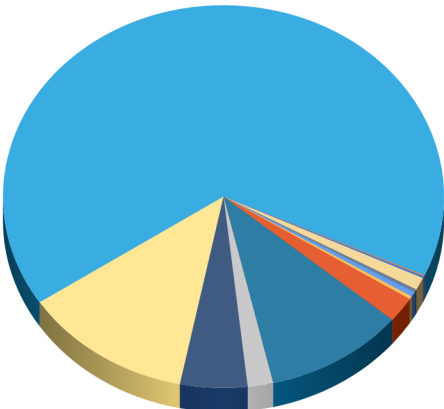
SBE – Construction Certification Report

Certified Directory - Ethnicity & Gender Summary

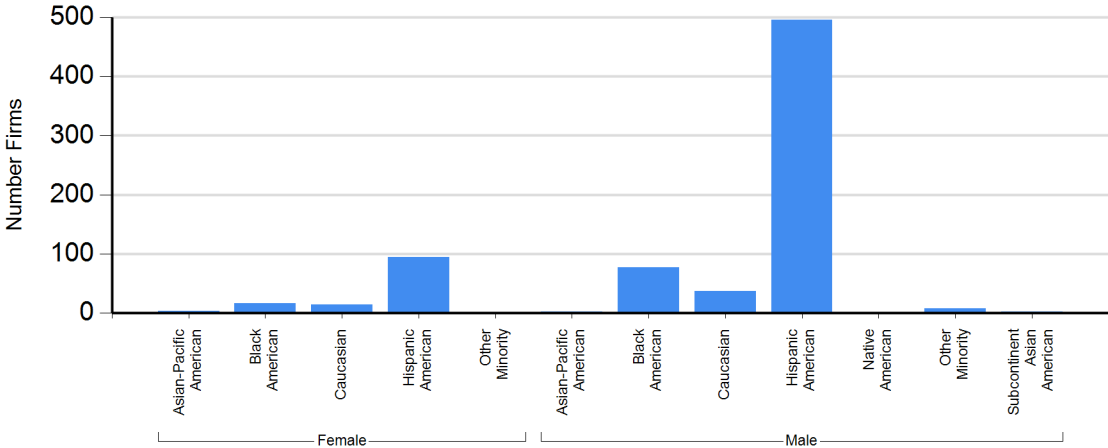
Ethnicity & Gender Summary

Ethnicity	Gender	Number Firms	Percent of Total
Asian-Pacific American	Female	3	0.40%
Asian-Pacific American	Male	2	0.27%
Black American	Female	16	2.13%
Black American	Male	77	10.25%
Caucasian	Female	14	1.86%
Caucasian	Male	37	4.93%
Hispanic American	Female	94	12.52%
Hispanic American	Male	496	66.05%
Native American	Male	1	0.13%
Other Minority	Female	1	0.13%
Other Minority	Male	8	1.07%
Subcontinent Asian American	Male	2	0.27%
Total Firms		751	

Certified Directory - Ethnicity & Gender Summary



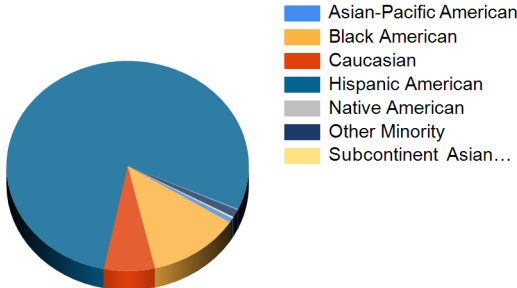
- Asian-Pacific American - Female
- Asian-Pacific American - Male
- Black American - Female
- Black American - Male
- Caucasian - Female
- Caucasian - Male
- Hispanic American - Female
- Hispanic American - Male
- Native American - Male
- Other Minority - Female
- Other Minority - Male
- Subcontinent Asian American - Male



Certified Directory - Ethnicity & Gender Summary

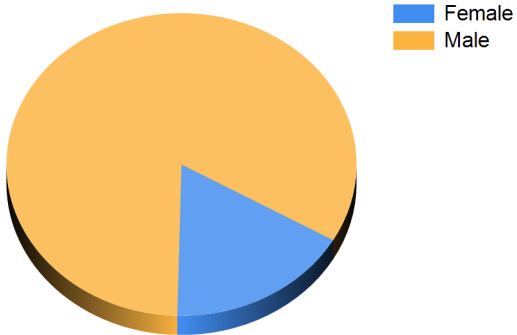
Ethnicity Summary

Ethnicity	Number Firms	Percent of Total
Asian-Pacific American	5	0.67%
Black American	93	12.38%
Caucasian	51	6.79%
Hispanic American	590	78.56%
Native American	1	0.13%
Other Minority	9	1.20%
Subcontinent Asian American	2	0.27%
Total Firms	751	

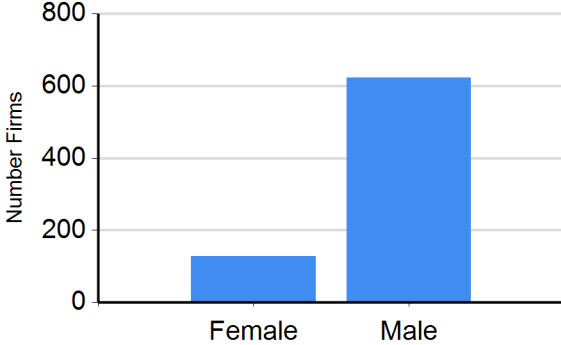
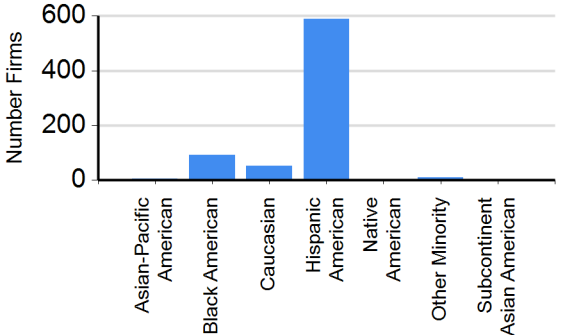


Gender Summary

Gender	Number Firms	Percent of Total
Female	128	17.04%
Male	623	82.96%
Total Firms	751	



Certified Directory - Ethnicity & Gender Summary



SBE – Construction Project Review & Analysis

Miami Dade County
Small Business Enterprise - Construction Services
Construction Projects Review Summary
December 1, 2022 – January 31, 2023

There were **36** projects reviewed for Small Business Enterprise - Construction measures during the period with a total estimated valued of **\$243,524,721.25**

MISCELLANEOUS CONSTRUCTION CONTRACT – MCC 7040

- SBE-CON Set Aside – **82** projects valued @ **\$14,009,103.00**



Small Business Development Division Proposal Review Summary

Date/Time Run: 2/10/2023 11:20:58 AM

Department	Proposal Number	Description	Date Created	Estimated Value	Program	Applied Measure	% Applied Measure	Staff Member
Transportation & Public Works	20220029	Safe Route to Schools Locations Phase 21, FM# 439894-1	12/2/2022	\$440,186.00	SBE - Con		0.00%	Jhonnatan Escalante
Transportation & Public Works	20220209	Roadway Resurfacing – Multiple Sites	12/19/2022	\$3,439,126.90	SBE - Con		0.00%	Jhonnatan Escalante
Transportation & Public Works	20220210	Roadway Resurfacing – Multiple Sites	12/19/2022	\$3,439,126.90	SBE - Con		0.00%	Jhonnatan Escalante
Parks, Recreation and Open Spaces	20223TROPIC	Tropical Park - Pickleball Courts.	12/29/2022	\$246,200.00	SBE - Con		19.09%	Jhonnatan Escalante
Parks, Recreation and Open Spaces	2022NORPOOL-A	Palm Springs North / Norman and Jean Park – Gas Pool Heater Replacement	12/14/2022	\$65,000.00	SBE - Con		0.00%	Jhonnatan Escalante
Parks, Recreation and Open Spaces	21300117001	Amelia Earhart Park Recreation Center and Park Improvements	12/22/2022	\$18,853,420.00	SBE - Con		10.09%	Jhonnatan Escalante
					SBE - Services		1.00%	Jhonnatan Escalante
Aviation	AV-067621-22-JM (under RTQ-01841)	Cc. F and Cc. G Phase 2 400 Hz /PCA Installations	12/28/2022	\$8,875,645.00	SBE - Con		15.69%	Tyrone White Jr.
					SBE - Goods		0.00%	Tyrone White Jr.
Cultural Affairs	C22-CUA-CGP	Demo - Coconut Grove Playhouse	12/23/2022	\$2,357,000.00	SBE - Con		11.00%	Jhonnatan Escalante
Regulatory & Economic Resource	DRM-BBWQ-2022	Biscayne Bay Water Quality Characterization and Pollution Reduction	12/5/2022	\$843,271.00	SBE - Con		0.00%	Jhonnatan Escalante
Comm Action & Human Svcs Dept	HLMP-2022-ROOF	Hurricane Loss Mitigation Program	12/14/2022	\$135,000.00	SBE - Con		0.00%	Tyrone White Jr.
Miami-Dade Police Department	PDC-W22002 (FEMA No. 33489)	Roof Replacement/Waterproofing of MDPD Kendall Station 5	1/12/2023	\$475,000.00	SBE - Con		0.00%	Tyrone White Jr.
Seaport	RPQ No. 2022-017	Seaboard Cargo Yard Sewer Main Replacement	1/5/2023	\$176,463.96	SBE - Con		9.28%	Tyrone White Jr.



Small Business Development Division Proposal Review Summary

Date/Time Run: 2/10/2023 11:20:58 AM

Department	Proposal Number	Description	Date Created	Estimated Value	Program	Applied Measure	% Applied Measure	Staff Member
Transportation & Public Works	RPQ NO. 20230013	Bridge Replacement at SW 136th St Over Canal C-100A (Bridge No. 874420)	1/27/2023	\$1,879,039.54	SBE - Con		2.24%	Jhonnatan Escalante
Public Housing & Community Dev	RPQ No. 76609	100% SURTAX Funded Project New Construction of One CBS One Story Duplex (2 dwelling units)	1/11/2023	\$819,523.00	SBE - Con		17.66%	Tyrone White Jr.
Public Housing & Community Dev	RPQ No. 76721	PHCD Vacant Unit Preparations 2023 – Contract 1	1/25/2023	\$3,000,000.00	SBE - Con		0.00%	Tyrone White Jr.
Public Housing & Community Dev	RPQ No. 76722	PHCD Vacant Unit Preparations 2023 – Contract 2	1/25/2023	\$3,000,000.00	SBE - Con		0.00%	Tyrone White Jr.
Comm Action & Human Svcs Dept	RPQ No. HLMP-SHUTTER-22	Hurricane Loss Mitigation Program	12/14/2022	\$35,000.00	SBE - Con		0.00%	Tyrone White Jr.
Seaport	RPQ No. M2019-018	Roof Maintenance Services - Portwide	12/4/2022	\$1,557,501.00	SBE - Con	Yes	0.00%	Tyrone White Jr.
Comm Action & Human Svcs Dept	RPQ No. SHARP-003-CP/2	SHARP HOME REHAB PROJECT	1/5/2023	\$221,582.00	SBE - Con		100.00%	Tyrone White Jr.
Strategic Procurement	RTQ-01136 (Mod No. 1)	Overhead Doors and Security Gates Pre-Qual	1/6/2023	\$7,435,568.00	SBE - Con		0.00%	Tyrone White Jr.
					SBE - Goods		0.00%	Tyrone White Jr.
					SBE - Services		0.00%	Tyrone White Jr.
Water & Sewer	S-16376	Lateral Expansion Program	1/31/2023	\$10,000,000.75	SBE - Con		0.00%	Caesar Suarez
					SBE - Goods		0.00%	Caesar Suarez
Water & Sewer	S-949A	Ocean Outfall Legislation Program, Construction Package CT-3C-A, Electrical Distribution Building 2 (EDB-2)	12/21/2022	\$140,282,528.10	SBE - Con		0.00%	Caesar Suarez
					SBE - Goods		0.00%	Caesar Suarez
Water & Sewer	S-985	Green Technology Corridor Wastewater Collection, Transmission and Water Distribution System Expansion for S-2 Basin; Phase 2, West Side of N.W. 27th Avenue	1/13/2023	\$6,086,409.19	SBE - Con		0.00%	Caesar Suarez
					SBE - Goods		0.00%	Caesar Suarez



Small Business Development Division Proposal Review Summary

Date/Time Run: 2/10/2023 11:20:58 AM

Department	Proposal Number	Description	Date Created	Estimated Value	Program	Applied Measure	% Applied Measure	Staff Member
Aviation	TAC-N BA-025A	Roof Reconditioning of Bldgs. 709A & 710 Aero Miami 1	12/28/2022	\$168,572.00	SBE - Con		0.00%	Leonardo Leyva
Aviation	TACN BA-131A	MIA Branch Refresh ICE (International Currency Exchange)	1/24/2023	\$173,863.93	SBE - Con		0.00%	Gayna McDonald
Aviation	TAC-N BA132A	Atlas Air Fence Removal 706B	1/17/2023	\$2,000.00	SBE - Con		0.00%	Gayna McDonald
Aviation	TAC-N-AB-028A	Jackson Square / Chick-Fil-A	12/22/2022	\$3,260,332.00	SBE - Con		25.00%	Gayna McDonald
Aviation	TAC-N-BA-101A	MIA Airport Concessions - Advertising Display Refurbishment	12/9/2022	\$2,053,419.00	SBE - A&E		0.00%	Gayna McDonald
					SBE - Con		0.00%	Gayna McDonald
Aviation	TAC-N-BA102A	OPF- Bldg. L, Exterior Building Wall Signage	12/9/2022	\$14,148.00	SBE - Con		0.00%	Gayna McDonald
Aviation	TAC-N-BA-106A	Foundry Meek Temporary Cooling OPF	12/5/2022	\$119,000.00	SBE - Con		0.00%	Gayna McDonald
Aviation	TAC-N-BA-107A	Aero Miami I/LATAM COOLER UPGRADES AT BLDG. 710	12/14/2022	\$4,945,000.00	SBE - Con		4.74%	Gayna McDonald
Transportation & Public Works	TP0000011620	Roof Replacement at Passenger Transportation Regulatory Division Building	12/16/2022	\$99,000.00	SBE - Con		100.00%	Jhonnatan Escalante
Water & Sewer	W-951	Alexander Orr Water Treatment Plant West High Service Pump Room Electrical Upgrade	1/24/2023	\$13,322,299.98	SBE - Con		0.00%	Caesar Suarez
					SBE - Goods		0.00%	Caesar Suarez
Comm Action & Human Svcs Dept	WAP-054	Weatherization Assistance Program (WAP)	12/21/2022	\$27,045.00	SBE - Con		0.00%	Jhonnatan Escalante
Parks, Recreation and Open Spaces	ZC2022AHR-A	Zoo Miami – Amphitheater Holding Renovations	12/15/2022	\$3,177,450.00	SBE - Con		14.13%	Jhonnatan Escalante
Parks, Recreation and Open Spaces	ZC2023MD	Zoo Miami - Monorail Removal and Renovation	1/26/2023	\$2,500,000.00	SBE - Con		5.80%	Jhonnatan Escalante
Total								
Totals for Construction				\$243,524,721.25			2.45%	
Totals Count for Construction					36			



Small Business Development Division Proposal Review Summary

Date/Time Run: 2/10/2023 11:20:58 AM

	Estimated Value	% Applied Measure
Report Totals	\$243,524,721.25	2.45%
Construction	\$243,524,721.25	2.45%

Search Criteria

Dept: ALL

Type: 7040

Start Date: 12/1/2022

End Date: 1/31/2023



**INTERNAL SERVICE DEPARTMENT
CAPITAL IMPROVEMENTS INFORMATION SYSTEM**

**MCC Out For Bids
Friday, February 10, 2023**

Contracts out for bids from 12/1/2022 to 1/31/2023

MCC No	Project Name	Est Amt	Bid Due Date	Insurance Approval Date	Bidders Add Date	PreBid Meeting Date
AV: 7040-10299583-E	Repair Feeder Cables to TNT Airport	\$68,968	12/13/2022		12/2/2022	
AV: 7040-10275398-E	Temporary Feeder Repairs at MIA Gates D30 thru D40	\$271,826	12/14/2022	2/9/2023	12/14/2022	
AV Total: 2		\$340,794				
CO: 7040-SHARP-001-SA-R	SHARP HOME REHAB PROJECT	\$211,600	1/11/2023		12/29/2022	1/4/2023
CO: 7040-SHARP-003-CP	SHARP HOME REHAB PROJECT	\$188,600	12/20/2022		12/1/2022	12/13/2022
CO: 7040-SHARP-003-CP/2	SHARP HOME REHAB PROJECT	\$221,582	12/22/2022		12/1/2022	12/14/2022
CO: 7040-SHARP-004-CP-1	SHARP HOME REHAB PROGRAM	\$159,800	1/24/2023		1/11/2023	1/17/2023
CO Total: 4		\$781,582				
CU: 7040-124	GLASS REPLACEMENT/WASH/CLEAN GLASS WINDOWS	\$25,000	2/17/2023		1/30/2023	2/7/2023
CU: 7040-125	Electrical Repairs	\$1,000	2/9/2023		1/30/2023	1/31/2023
CU Total: 2		\$26,000				
FR: 7040-MDFRD-744-30-R	MDFRD FIRE STATION NO 30 RENOVATIONS	\$800,000	2/2/2023		1/4/2023	1/12/2023
FR: 7040-MDFRD-751-HQ-PT	HQ BUILDING PAINT	\$10,000	1/24/2023		1/24/2023	1/19/2023
FR: 7040-MDFRD-752-STA53	MDFRD STATION 53 EMERGENCY MOLD TESTING	\$6,000	1/20/2023		1/24/2023	
FR: 7040-MDFRD-750-EMS	HQ EMS 2ND FLOOR ELECTRIC	\$78,000	1/19/2023	1/25/2023	12/30/2022	1/9/2023
FR Total: 4		\$894,000				
HD: 7040-74547	Emergency Mold Remediation / Naranja-Site 351	\$11,000	9/16/2022		1/30/2023	
HD: 7040-75676	Emergency Pluming /Model Cities/ Site 829	\$1,364	11/18/2022		1/30/2023	
HD: 7040-76054	Emergency Mailbox Installation/Moody Gardens Site 351	\$450	4/15/2022		1/31/2023	
HD: 7040-76080	Emergency Electrical Services/ Palmetto Gardens/ Site 160	\$13,090	10/19/2022		1/25/2023	
HD: 7040-76133	Emergency Trenching- Fire Alarm/Palm Courts/ Site 150	\$3,400	8/27/2022		1/13/2023	
HD: 7040-76171	Emergency Mold Remediation/Ward Towers/ Site 120	\$14,653	8/27/2022		1/30/2023	
HD: 7040-75184	Emergency Electrical Repairs/Claude Pepper/Site 232	\$1,500	10/5/2022		12/1/2022	
HD: 7040-75547	Emergency Plumbing RP /Little River Plaza Site 130	\$10,100	10/25/2022		12/1/2022	
HD: 7040-74838	Emergency Plumbing Repair / Bathtub-Toilet / Culmer Gardens- Site 220	\$5,460	6/6/2022		12/7/2022	6/3/2022
HD: 7040-75850	Annie Coleman 15 -Plumbing Emergency	\$7,500	11/2/2022		12/19/2022	
HD: 7040-75636	Emergency plumbing repairs/Arthur Mays Village/Site 361	\$2,485	11/22/2022		12/20/2022	

HD: 7040-75773	Emergency A/C Replacement/Stirrup PL Site 310	\$18,015	11/23/2022	12/19/2022	11/22/2022
HD: 7040-76183	Manor Park - Door Repair	\$3,920	11/18/2022	1/5/2023	
HD: 7040-76026	Homestead Gardens -Plumbing Sevice	\$7,300	11/20/2021	12/30/2022	
HD: 7040-75942	Palmetto Gardens Management Office Air Conditioning Service	\$180	12/6/2022	1/6/2023	
HD: 7040-76435	Emergency Plumbing Repair - Edison Courts	\$3,700	11/2/2022	1/25/2023	
HD: 7040-76572	Ward Towers - Glass Repair	\$1,490	11/24/2022	1/30/2023	
HD: 7040-76014	Emergency Roofing Repairs/Wynwood Homes/Site 180	\$8,700	10/22/2022	1/19/2023	
HD: 7040-76286	Emergency Fence Repairs/Annie Coleman 16/Site 140	\$8,962	4/22/2022	1/13/2023	
HD: 7040-76654	Little River Terrace Plumbing Emergency	\$4,320	1/10/2023	1/30/2023	
HD: 7040-76671	Emergency Roof Repairs - Gwen Cherry 13	\$16,900	11/22/2022	2/7/2023	1/30/2023
HD: 7040-74258	Emergency glass and door repairs for Arthur Mays Village Site 361	\$2,500	9/8/2022	1/6/2023	
HD: 7040-74532	Emergency Mold Remediation Repair / Goulds Plaza- Site 361	\$9,680	8/31/2022	1/30/2023	
HD: 7040-76012	Emergency Plumbing Repairs Edison Courts/Site 180	\$520	11/19/2022	1/30/2023	
HD: 7040-76018	Emergency Mold Testing/Edison Courts /Site 180	\$1,305	10/19/2022	1/13/2023	
HD Total: 25		\$158,494			

ID: 7040-E165298	Central Support Cast Iron Drainage Pipe Pipelining	\$20,000	12/22/2022	12/1/2022	12/13/2022
ID: 7040-E165591	Landmark Building 6 Demolition and Fence Installation	\$130,000	12/27/2022	12/29/2022	12/20/2022
ID: 7040-I190015	DPCC ROOF REPLACEMENT AND NEW DRAINAGE INSTALLATION	\$1,503,747	2/16/2023	12/29/2022	1/17/2023
ID: 7040-I190029-R	CIIP - Multiparking Kiosk and Electrical Upgrades	\$601,509	2/7/2023	12/16/2022	1/10/2023
ID: 7040-I190036	Caleb Center Generator and Fire Pump Replacement	\$1,461,980	3/6/2023	1/26/2023	2/7/2023
ID: 7040-E165481	Palm Springs North Radio Site - Water Leak	\$24,337	11/3/2022	12/19/2022	11/2/2022
ID: 7040-I190101-B	SPCC 26th Floor Renovation - Asbestos Abatement	\$8,600	12/9/2022	12/7/2022	12/8/2022
ID Total: 7		\$3,750,173			

LB: 7040-WK-Passport-23	West Kendall -- Passport Storefront Enclosure	\$13,750	2/20/2023	1/18/2023	2/8/2023
LB: 7040-LB22-HG-REM	Hialeah Gardens Branch Library remediation	\$205,700	8/31/2022	12/12/2022	
LB Total: 2		\$219,450			

MT: 7040-20220158	Drainage Improvements Multiple Sites	\$610,944	1/25/2023	12/15/2022	1/12/2023
MT: 7040-20220181	Drainage Improvements Multiple Sites	\$647,832	3/1/2023	1/18/2023	2/9/2023
MT: 7040-TP-0000011051	Emergency services to repair damaged emergency exit door and frame at Dadeland S	\$9,747	11/8/2022	12/1/2022	11/4/2022
MT: 7040-TP-0000013467	Emergency services to repair damaged glass at the Okeechobee Station supervisor	\$4,955	12/28/2022	1/13/2023	12/23/2022
MT: 7040-TP-0000013050	Emergency services to repair roof leak at Central Bus Auditorium	\$9,150	1/12/2023	1/17/2023	1/11/2023
MT Total: 5		\$1,282,628			

PD: 7040-PDC - W21013	Kendal district Chiller Replacement	\$290,000	1/25/2023	12/1/2022	12/15/2022
---------------------------------------	-------------------------------------	-----------	-----------	-----------	------------

PE: 7040-03398-673	Demolition of Structure located at 568 NW 81 ST	\$13,730	2/3/2023	1/30/2023	2/1/2023
PE: 7040-03398-672	Demolition of Structure at 9330 SW 34 ST	\$26,095	12/12/2022	12/1/2022	12/8/2022
PE Total: 2		\$39,825			

PR: 7040-2022HMWSPR	Haulover Park Marina - Wet Slip Piling Replacement	\$89,500	1/5/2023		12/12/2022	12/20/2022
PR: 7040-2022PGAJWD	Palmetto Golf Course Clubhouse - Aluminum Impact Windows and Doors Replacement	\$123,250	1/10/2023	2/9/2023	12/9/2022	12/22/2022
PR: 7040-272932	Multiple Parks South of SW 104th Street to Countyline - Fence Repairs	\$95,000	1/9/2023		12/12/2022	
PR: 7040-272934	Multiple Parks North of NW 12th Street to Countyline - Fence Repairs	\$95,000	1/9/2023		12/12/2022	
PR: 7040-273429	Multiple Parks Central of NW 12th Street to SW 104th Street - Fence Repairs	\$95,000	1/9/2023		12/12/2022	
PR: 7040-40310122001	Kendall Indian Hammocks Warehouse Parking Lot Repairs	\$35,000	2/24/2023		1/27/2023	2/10/2023
PR: 7040-C2022PHMB1RR	Pelican Harbor Marina - System-Wide Roofing Replacement	\$30,000	2/8/2023		12/29/2022	1/18/2023
PR: 7040-C4031019002-RCont	Kendall Indian Hammocks Park Playground Renovation Continuation	\$321,605	11/22/2022	12/19/2022	12/1/2022	11/21/2022
PR: 7040-E274258	Emergency Gwen Cherry Fire Alarm System Replacement	\$62,000	12/14/2022	1/4/2023	1/3/2023	
PR: 7040-273435	Multiple Parks South of SW 104th St. - Walkway Repairs	\$95,000	1/4/2023		12/8/2022	12/19/2022
PR: 7040-273436	Multiple Parks North of NW 12th Street - Walkway Repairs	\$95,000	1/4/2023		12/9/2022	12/19/2022
PR: 7040-273439	Multiple Parks Central from NW 12th St. to SW 104th St. - Walkway Repairs	\$95,000	1/4/2023		12/8/2022	12/19/2022
PR Total: 12		\$1,231,355				

SP: 7040-2017-039.05-R	Cruise Terminal C Restrooms Improvement	\$510,000	2/27/2023		1/25/2023	2/2/2023
SP: 7040-2019-001.07	Cruise Terminal V - Exterior Waterside Stair and Railing Repairs	\$17,112	1/6/2023		12/20/2022	12/29/2022
SP: 7040-2021-012.03	Seaboard Marine 1620 Building - Structural Repairs	\$542,900	1/16/2023		12/1/2022	12/20/2022
SP: 7040-2021-012.04	Seaboard Marine 1630 Building - Structural Repairs	\$405,750	2/15/2023		1/10/2023	2/2/2023
SP: 7040-2021-012.05	Seamans Center Bathroom - Electrical and Structural Repairs	\$315,600	1/18/2023		12/8/2022	1/4/2023
SP: 7040-2021-027.04	Cruise Terminal E Post Mold Remediation Renovation	\$93,811	1/24/2023		1/12/2023	1/18/2023
SP: 7040-M2023-009	Administration Building 1001 - Shoring	\$48,660	12/9/2022		12/1/2022	12/6/2022
SP: 7040-M2023-006-R	Administration Building 1001 - Sewer Pipe Replacement	\$10,000	12/23/2022	1/26/2023	12/16/2022	12/21/2022
SP: 7040-2022-028	Cruise Terminal C - Passenger Boarding Bridge - Glass Panel Replacement	\$27,176	12/14/2022	2/2/2023	12/1/2022	12/7/2022
SP Total: 9		\$1,971,009				

SW: 7040-18507-22	Emergency Precast Panel Replacement at the Central Transfer Station	\$55,000	12/8/2022		12/30/2022	12/5/2022
SW: 7040-18530-23	Structural and Electrical Repairs to West Transfer Station Building 1	\$446,555	3/3/2023		1/30/2023	2/10/2023
SW Total: 2		\$501,555				

WS: 7040-T16058	Relocation and Upgrade of Sewage Pump Station No. 0137	\$1,536,961	3/3/2023		1/27/2023	2/2/2023
WS: 7040-T2804	UPGRADE SEWER PS NO. 0733	\$972,679	2/22/2023		1/25/2023	2/9/2023
WS: 7040-T2811	INTERAMA TELEMETRY SYSTEM SG3 CODE ENTRY SYSTEM	\$4,300	12/13/2022		12/7/2022	12/8/2022
WS: 7040-T2811R	INTERAMA TELEMETRY SYSTEM SG3 CODE ENTRY SYSTEM	\$4,300	12/22/2022		12/20/2022	12/21/2022
WS: 7040-T2812	GATE REPAIR AT PUMP STATION	\$3,999	1/16/2023		1/11/2023	1/13/2023
WS Total: 5		\$2,522,239				

Totals: 82 \$14,009,103

Exit

SBE - Construction Utilization Report

Miami-Dade County Small Business Enterprise (SBE) Construction Program

CONTRACTS AWARDED																		
Reporting Period: 12/1/22 to 1/31/23																		
Contract Type	SBE GOALS/MEASURES						NO SBE GOALS/MEASURES						TOTAL (SBE + NO SBE GOALS/MEASURES)					
	SBE	NON-SBE	TOTAL	SBE	NON-SBE	TOTAL	SBE	NON-SBE	TOTAL	SBE	NON-SBE	TOTAL	SBE	NON-SBE	TOTAL			
1. Construction	763,032	8%	8,353,233	92%	9,116,265	61%		0%	5,660,358	100%	5,660,358	35%	763,032	5%	14,013,591	95%	14,776,623	48%
2. MCC					-	0%					-	0%	-		-		-	0%
3. MCC 7040	5,348,810	100%		0%	5,348,810	36%					-	0%	5,348,810	100%		0%	5,348,810	17%
4. MCC 7360	255,666	70%	109,650	30%	365,316	2%	866,973	8%	9,553,082	92%	10,420,055	65%	1,122,639	10%	9,662,732	90%	10,785,371	35%
5. Design/Build					-	0%					-	0%	-		-		-	0%
6. Leases					-	0%					-	0%	-		-		-	0%
7. Maintenance					-	0%					-	0%	-		-		-	0%
8. Owner Direct Purchases					-	0%					-	0%	-		-		-	0%
TOTAL	6,367,508	43%	8,462,883	57%	14,830,391	100%	866,973	5%	15,213,440	95%	16,080,413	100%	7,234,481	23%	23,676,323	77%	30,910,804	100%

CONTRACTS PAID																		
Reporting Period: 12/1/22 to 1/31/23																		
Contract Type	SBE GOALS/MEASURES						NO SBE GOALS/MEASURES						TOTAL (SBE + NO SBE GOALS/MEASURES)					
	SBE	NON-SBE	TOTAL	SBE	NON-SBE	TOTAL	SBE	NON-SBE	TOTAL	SBE	NON-SBE	TOTAL	SBE	NON-SBE	TOTAL			
1. Construction	5,992,920	99%	57,119	1%	6,050,039	100%					-	0%	5,992,920	99%	57,119	1%	6,050,039	100%
2. MCC					-	0%					-	0%	-		-		-	0%
3. MCC 7040					-	0%					-	0%	-		-		-	0%
4. MCC 7360					-	0%					-	0%	-		-		-	0%
5. Design/Build					-	0%					-	0%	-		-		-	0%
6. Leases					-	0%					-	0%	-		-		-	0%
7. Maintenance					-	0%					-	0%	-		-		-	0%
8. Owner Direct Purchases					-	0%					-	0%	-		-		-	0%
TOTAL	5,992,920	99%	57,119	1%	6,050,039	100%	-	-	-	0%	5,992,920	99%	57,119	1%	6,050,039	100%		

CONTRACTS AWARDED DEMOGRAPHICS																						
Reporting Period: 12/1/22 to 1/31/23																						
Ethnicity Type	SBE GOALS/MEASURES						NO SBE GOALS/MEASURES						TOTAL (SBE + NO SBE GOALS/MEASURES)									
	Male	Female	Unknown	TOTAL	Male	Female	Unknown	TOTAL	Male	Female	Unknown	TOTAL	Male	Female	Unknown	TOTAL						
1. Asian Pacific American				-	0%		0%	99,214	100%		0%	99,214	1%	-	0%	99,214	100%	-	0%	99,214	0%	
2. Black American	351,572	98%	7,196	2%	0%	358,768	3%	65,461	60%	42,802	40%	0%	108,263	1%	417,033	89%	49,998	11%	-	0%	467,031	2%
3. Caucasian	8,479,384	100%	0%	0%	8,479,384	63%	29,863	100%	0%	0%	0%	0%	8,509,247	100%	-	0%	8,509,247	28%	-	0%	8,509,247	28%
4. Hispanic American	4,501,564	100%	18,692	0%	0%	4,520,256	34%	2,203,943	100%	0%	0%	0%	2,203,943	13%	6,705,507	100%	18,692	0%	-	0%	6,724,199	22%
5. Native American				-	0%							-	0%	-		-	-			-	0%	
6. Other Minority				-	0%							-	0%	-		-	-			-	0%	
7. Subcontinent Asian American				-	0%							-	0%	-		-	-			-	0%	
8. Unknown				-	0%		0%	15,111,113	100%	15,111,113	86%	15,111,113	86%	-	0%	-	0%	15,111,113	100%	15,111,113	49%	
TOTAL	13,332,520	100%	25,888	0%	-	0%	13,358,408	100%	2,299,267	13%	142,016	1%	15,111,113	86%	17,552,396	100%	15,631,787	51%	167,904	1%	15,111,113	49%

CONTRACTS PAID DEMOGRAPHICS																						
Reporting Period: 12/1/22 to 1/31/23																						
Ethnicity Type	SBE GOALS/MEASURES						NO SBE GOALS/MEASURES						TOTAL (SBE + NO SBE GOALS/MEASURES)									
	Male	Female	Unknown	TOTAL	Male	Female	Unknown	TOTAL	Male	Female	Unknown	TOTAL	Male	Female	Unknown	TOTAL						
1. Asian Pacific American	1,738	100%	0%	0%	1,738	0%						-	0%	1,738	100%	-	0%	-	0%	1,738	0%	
2. Black American	120,964	100%	0%	0%	120,964	2%						-	0%	120,964	100%	-	0%	-	0%	120,964	2%	
3. Caucasian	95,949	100%	0%	0%	95,949	2%						-	0%	95,949	100%	-	0%	-	0%	95,949	2%	
4. Hispanic American	4,621,088	80%	1,130,582	20%	0%	5,751,670	95%					-	0%	4,621,088	80%	1,130,582	20%	-	0%	5,751,670	95%	
5. Native American				-	0%							-	0%	-		-	-			-	0%	
6. Other Minority	79,718	100%	0%	0%	79,718	1%						-	0%	79,718	100%	-	0%	-	0%	79,718	1%	
7. Subcontinent Asian American				-	0%							-	0%	-		-	-			-	0%	
8. Unknown				-	0%		0%	15,111,113	100%	15,111,113	86%	15,111,113	86%	-	0%	-	0%	15,111,113	100%	15,111,113	49%	
TOTAL	4,919,457	81%	1,130,582	19%	-	0%	6,050,039	100%	-	-	-	0%	4,919,457	81%	1,130,582	19%	-	0%	6,050,039	100%		

NOTES

¹As a result of two landmark cases (Engineering Contractors Association v. Metropolitan Dade County and Hershell Gill Consulting Engineers, Inc. v. Miami-Dade County) Miami-Dade County's three Small Business Enterprise (SBE) programs in Construction, A&E, and Goods and Services are race and gender neutral.

²The capturing of demographic data is based on voluntary information provided and or entered by prime and sub-contractors.

³Payments reported may be from contracts awarded outside the reporting period.

Miami-Dade County Small Business Enterprise (SBE) Construction Program

Contract Type	CONTRACTS AWARDED ANNUAL REPORTING: 2019						CONTRACTS AWARDED ANNUAL REPORTING: 2020						CONTRACTS AWARDED ANNUAL REPORTING: 2021						CONTRACTS AWARDED ANNUAL REPORTING: 2022					
	TOTAL (SBE + NO SBE GOALS/MEASURES)						TOTAL (SBE + NO SBE GOALS/MEASURES)						TOTAL (SBE + NO SBE GOALS/MEASURES)						TOTAL (SBE + NO SBE GOALS/MEASURES)					
	SBE		NON-SBE		TOTAL		SBE		NON-SBE		TOTAL		SBE		NON-SBE		TOTAL		SBE		NON-SBE		TOTAL	
1. Construction	9,141,650	8%	102,016,611	92%	111,158,261	36%	1,180,353	20%	4,588,724	80%	5,769,077	5%	4,315,631	2%	188,753,782	98%	193,069,413	51%		0%	103,114,408	100%	103,114,408	93%
2. MCC					-	0%					-	0%					-	0%					-	0%
3. MCC 7040	1,566,374	97%	46,486	3%	1,612,860	1%	1,878	12%	13,200	88%	15,078	0%	134,677	100%		0%	134,677	0%	2,039,973	100%		0%	2,039,973	2%
4. MCC 7360	4,925,045	25%	14,916,894	75%	19,841,939	6%	551,856	99%	7,720	1%	559,576	0%	4,798,947	70%	2,082,144	30%	6,881,091	2%	4,866,154	79%	1,271,284	21%	6,137,438	6%
5. Design/Build	19,752,316	11%	155,794,804	89%	175,547,120	57%	21,097,287	17%	99,654,648	83%	120,751,935	95%					-	0%					-	0%
6. Leases					-	0%					-	0%		0%	177,200,000	100%	177,200,000	47%					-	0%
7. Maintenance					-	0%					-	0%					-	0%					-	0%
8. Owner Direct Purchases					-	0%					-	0%					-	0%					-	0%
TOTAL	35,385,385	11%	272,774,795	89%	308,160,180	100%	22,831,374	18%	104,264,292	82%	127,095,666	100%	9,249,255	2%	368,035,926	98%	377,285,181	100%	6,906,127	6%	104,385,692	94%	111,291,819	100%

Contract Type	CONTRACTS PAID ANNUAL REPORTING: 2019						CONTRACTS PAID ANNUAL REPORTING: 2020						CONTRACTS PAID ANNUAL REPORTING: 2021						CONTRACTS PAID ANNUAL REPORTING: 2022					
	TOTAL (SBE + NO SBE GOALS/MEASURES)						TOTAL (SBE + NO SBE GOALS/MEASURES)						TOTAL (SBE + NO SBE GOALS/MEASURES)						TOTAL (SBE + NO SBE GOALS/MEASURES)					
	SBE		NON-SBE		TOTAL		SBE		NON-SBE		TOTAL		SBE		NON-SBE		TOTAL		SBE		NON-SBE		TOTAL	
1. Construction	16,728,614	5%	338,991,087	95%	355,719,701	95%	14,953,927	8%	169,258,167	92%	184,212,094	84%	11,578,588	24%	36,662,041	76%	48,240,629	25%	1,308,574	2%	58,385,867	98%	59,694,441	46%
2. MCC					-	0%					-	0%					-	0%					-	0%
3. MCC 7040	1,211,859	98%	29,480	2%	1,241,339	0%	684,561	96%	30,583	4%	715,144	0%	347,857	98%	8,479	2%	356,336	0%	1,437,967	100%	5,331	0%	1,443,298	1%
4. MCC 7360	8,346,203	45%	10,305,464	55%	18,651,667	5%	2,577,059	29%	6,445,741	71%	9,022,800	4%	2,979,335	54%	2,514,969	46%	5,494,304	3%	3,480,492	67%	1,680,425	33%	5,160,917	4%
5. Design/Build	67,694		(67,694)		-	0%	2,488,999	10%	23,079,567	90%	25,568,566	12%	18,954,909	16%	96,089,639	84%	115,044,548	60%	10,561,809	20%	41,576,971	80%	52,138,780	41%
6. Leases					-	0%					-	0%					-	0%					-	0%
7. Maintenance					-	0%					-	0%					-	0%					-	0%
8. Owner Direct Purchases					-	0%		0%	361,629	100%	361,629	0%	482,185	2%	22,530,001	98%	23,012,186	12%	541,424	5%	9,416,236	95%	9,957,660	8%
TOTAL	26,354,370	7%	349,258,337	93%	375,612,707	100%	20,704,546	9%	199,175,687	91%	219,880,233	100%	34,342,874	18%	157,805,129	82%	192,148,003	100%	17,330,266	13%	111,064,830	87%	128,395,096	100%

Ethnicity Type	CONTRACTS AWARDED DEMOGRAPHICS ANNUAL REPORTING: 2019						CONTRACTS AWARDED DEMOGRAPHICS ANNUAL REPORTING: 2020						CONTRACTS AWARDED DEMOGRAPHICS ANNUAL REPORTING: 2021						CONTRACTS AWARDED DEMOGRAPHICS ANNUAL REPORTING: 2022													
	TOTAL (SBE + NO SBE GOALS/MEASURES)						TOTAL (SBE + NO SBE GOALS/MEASURES)						TOTAL (SBE + NO SBE GOALS/MEASURES)						TOTAL (SBE + NO SBE GOALS/MEASURES)													
	Male		Female		Unknown		TOTAL		Male		Female		Unknown		TOTAL		Male		Female		Unknown		TOTAL		Male		Female		Unknown		TOTAL	
1. Asian Pacific American	624,000	100%		0%		0%	624,000	0%						0%	-	0%							0%	199,940	100%		0%		0%	199,940	0%	
2. Black American	2,719,828	63%	1,599,092	37%		0%	4,318,920	1%	20,920	100%		0%	20,920	0%	57,909	100%		0%		0%		0%	57,909	0%	11,000	100%		0%		0%	11,000	0%
3. Caucasian	197,104,347	97%	6,382,232	3%		0%	203,486,579	66%	17,200,177	89%	2,036,183	11%		0%	19,236,360	15%	130,183,143	97%	3,430,000	3%		0%	133,613,143	35%	1,271,284	100%		0%		0%	1,271,284	0%
4. Hispanic American	47,784,271	73%	17,942,667	27%		0%	65,726,938	21%	87,701,886	94%	5,922,654	6%		0%	93,624,540	74%	6,475,888	93%	521,599	7%		0%	6,997,487	2%	6,067,743	91%	627,444	9%		0%	6,695,187	2%
5. Native American						0%								0%	-	0%							0%								-	0%
6. Other Minority	45,701	100%		0%		0%	45,701	0%	3,200,297	100%		0%	3,200,297	3%									-	0%						-	0%	
7. Subcontinent Asian American						0%								0%	-	0%							-	0%						-	0%	
8. Unknown	(43,196)	0%	34,001,238	100%		0%	33,958,042	11%		0%	11,013,549	100%	11,013,549	9%		0%		0%	236,616,642	100%		0%	236,616,642	63%		0%		0%	103,114,408	100%	103,114,408	27%
TOTAL	248,234,951	81%	59,925,229	19%	-	0%	308,160,180	100%	108,123,280	85%	7,958,837	6%	11,013,549	9%	127,095,666	100%	136,716,940	36%	3,951,599	1%	236,616,642	63%	377,285,181	100%	7,549,967	7%	627,444	1%	103,114,408	93%	111,291,819	29%

Ethnicity Type	CONTRACTS PAID DEMOGRAPHICS ANNUAL REPORTING: 2019						CONTRACTS PAID DEMOGRAPHICS ANNUAL REPORTING: 2020						CONTRACTS PAID DEMOGRAPHICS ANNUAL REPORTING: 2021						CONTRACTS PAID DEMOGRAPHICS ANNUAL REPORTING: 2022													
	TOTAL (SBE + NO SBE GOALS/MEASURES)						TOTAL (SBE + NO SBE GOALS/MEASURES)						TOTAL (SBE + NO SBE GOALS/MEASURES)						TOTAL (SBE + NO SBE GOALS/MEASURES)													
	Male		Female		Unknown		TOTAL		Male		Female		Unknown		TOTAL		Male		Female		Unknown		TOTAL		Male		Female		Unknown		TOTAL	
1. Asian Pacific American						0%	-	0%	99,849	100%		0%		0%	99,849	0%	119,851	100%		0%		0%	119,851	0%	10,527	100%		0%		0%	10,527	0%
2. Black American	1,601,715	100%		0%		0%	1,601,715	0%	476,693	100%		0%	476,693	0%	4,799,246	66%	2,519,284	34%	7,318,530	4%		0%	205,853	12%	1,521,088	88%		0%	1,726,941	1%		
3. Caucasian	308,386,684	100%	537,407	0%		0%	308,924,091	82%	154,742,418	98%	3,767,025	2%		0%	158,509,443	72%	81,774,071	97%	2,835,417	3%		0%	84,609,488	44%	32,288,597	99%	248,999	1%	38,909	0%	32,576,505	25%
4. Hispanic American	41,654,013	71%	16,957,164	29%		0%	58,611,177	16%	53,456,764	90%	5,915,347	10%		0%	59,372,111	27%	78,761,455	90%	9,207,395	10%		0%	87,968,850	46%	53,895,310	93%	4,026,303	7%		0%	57,921,613	45%
5. Native American						0%								0%	-	0%							-	0%						-	0%	
6. Other Minority	2,161,857	100%		0%		0%	2,161,857	1%	1,335,627	99%	13,869	1%		0%	1,349,496	1%	2,308,749	99%	1,541	0%	33,416	1%	2,343,706	1%	284,552	100%		0%		0%	284,552	0%
7. Subcontinent Asian American						0%								0%	-	0%							-	0%						-	0%	
8. Unknown		0%		0%	4,313,867	100%	4,313,867	1%		0%	72,641	100%	72,641	0%	90,000	1%	86,931	1%	9,610,647	98%		0%	9,787,578	5%		0%		0%	35,874,958	100%	35,874,958	28%
TOTAL	353,804,269	94%	17,494,571	5%	4,313,867	1%	375,612,707	100%	210,111,351	96%	9,696,241	4%	72,641	0%	219,880,233	100%	167,853,372	87%	14,650,568	8%	9,644,063	5%	192,148,003	100%	86,684,839	68%	5,796,390	5%	35,913,867	28%	128,395,096	100%

NOTES

¹As a result of two landmark cases (Engineering Contractors Association v. Metropolitan Dade County and Hershell Gill Consulting Engineers, Inc. v. Miami-Dade County) Miami-Dade County's three Small Business Enterprise (SBE) programs in Construction, A&E, and Goods and Services are race and gender neutral.


²The capturing of demographic data is based on voluntary information provided and or entered by prime and sub-contractors.

³Payments reported may be from contracts awarded outside the reporting period.

Miscellaneous Construction Contract
MCC-9-18
(MCM Corporation)

MAGNUM CONSTRUCTION MANAGEMENT MISCELLANEOUS CONSTRUCTION CONTRACTS MCC-9-18

CM SBE-C Advisory Board Update
January 2023



PROJECT INFORMATION TO-DATE

<p>Total dollar value of all awarded (Award Amount):</p> <p>\$7,585,145.60</p>	<p>Total dollar value of Cost of Work:</p> <p>\$6,357,703.37</p>	<p>Total dollar value contracted to SBE's to- date:</p> <p>\$6,101,131.77</p>
<p>Total dollar value of payment received by MCM (Paid Amount) :</p> <p>\$423,555.76</p>	<p>Total number of GMP's:</p> <p>0</p>	<p>Total number of packages SBE's contracted to date:</p> <p>49</p>

Total percentage contracted all SBE's to-date: **96.0%**
(Total dollar value contracted to SBE's divided by total dollar value cost of work equals SBE percentage)

SBE BREAKOUT TO-DATE

Total \$ contracted SBE-C's	Total % contracted SBE-C's	Total \$ paid-to-date SBE-C's	Total % paid-to-date SBE-C's
\$6,101,131.77	96.0%	\$ 378,109.81	89.3%
Total \$ contracted SBE- C Qualifier MCO	Total % contracted SBE-C Qualifier MCO	Total \$ paid-to-date SBE-C Qualifier MCO	Total % paid-to-date SBE-C MCO
\$610,101.00	14.7%	\$198,380.38	16.1%
Total \$ contracted SBE-C Qualifier Gamax	Total % contracted SBE-C Qualifier Gamax	Total \$ paid-to-date SBE-C Qualifier Gamax	Total % paid-to-date SBE-C Gamax
\$250,000.00	6.0%	\$75,833.84	6.2 %

SBE-CONSTRUCTION BREAKDOWN (LIST ALL FIRMS)

Subcontractor	Project	Original Contract Amount with Change Order	Amount Paid to Date	Demographic Data
Clearview Electric Inc	SAO 1 - Y128A Bldg. 3030	\$136,800.00	\$129,865.00	African American/Male
Delka Innovo Group Inc	SAO 1 - Y128A Bldg. 3030	\$71,000.00	\$67,450.00	Hispanic/ Male
L & T Fire LLC	SAO 1 - Y128A Bldg. 3030	\$8,575.00	\$7,196.25	Hispanic/ Female
OnAir Inc	SAO 1 - Y128A Bldg. 3030	\$10,200.00	\$8,664.00	Hispanic/ Male
Clearview Electric Inc	SAO 2 – WO64A	\$29,200.00	\$0.00	African American/Male ⁴

SBE-CONSTRUCTION BREAKDOWN (CONTINUED)

Subcontractor	Project	Original Contract Amount with Change Order	Amount Paid to Date	Demographic Data
Massu Infrastructure Coating LLC	SAO 2 – W064A	\$3,884.00	\$0.00	Hispanic/ Male
Milestone Fire Protection LLC	SAO 2 – W064A	\$68,000.00	\$4,560.00	Hispanic/ Male
C L Elias Construction Inc.	SAO 3 – V008F	\$27,592.00	\$27,592.00	Caucasian/ Female
Clearview Electric Inc	SAO 3 – V008F	\$36,160.00	\$36,160.00	African American/Male
Paradise Construction	SAO 4 – U010F-5	\$48,725.00	\$0.00	Hispanic/ Male

SBE-CONSTRUCTION BREAKDOWN (CONTINUED)

Subcontractor	Project	Original Contract Amount with Change Order	Amount Paid to Date	Demographic Data
Ameradrain Plumbing Corp	SAO 4 – U010F-5	\$17,257.00	\$0.00	Hispanic/ Male
OnAir Inc	SAO 4 – U010F-5	\$65,500.00	\$0.00	Hispanic/ Male
MGA Electric Inc	SAO 4 – U010F-5	\$15,665.66	\$0.00	African American/ Male
Delka Innovo Group Inc.	AA046A	\$28,255.00	\$13,187.52	Hispanic/ Male
MAC 195 Engineering	AA046A	\$165,000.00	\$83,435.04	Hispanic/ Male

SBE-CONSTRUCTION BREAKDOWN (CONTINUED)

Subcontractor	Project	Original Contract Amount with Change Order	Amount Paid to Date	Demographic Data
Ohana Construction Group	AA126A-2	\$385,000.00	\$0.00	Hispanic / Male
Conbuild LLC (Pkg B)	AA126A-2	\$238,837.00	\$0.00	Hispanic / Female
Conbuild LLC (Pkg C)	AA126A-2	\$134,456.00	\$0.00	Hispanic / Female
Delka Innovo Group Inc	AA126A-2	\$41,000.00	\$0.00	Hispanic/ Male
Paradise Construction	AA126A-2	\$149,225.00	\$0.00	Hispanic / Male

SBE-CONSTRUCTION BREAKDOWN (CONTINUED)

Subcontractor	Project	Original Contract Amount with Change Order	Amount Paid to Date	Demographic Data
Massu Infrastructure Coating LLC	AA126A-2	\$40,994.00	\$0.00	Hispanic / Male
Green Engineering & Construction	AA126A-2	\$178,857.60	\$0.00	Hispanic / Female
C.J. Fire Protection	AA126A-2	\$68,000.00	\$0.00	African American / Male
People's Plumbing & Mechanical	AA126A-2	\$409,102.00	\$0.00	Hispanic / Female
OnAir Inc.	AA126A-2	\$94,900.00	\$0.00	Hispanic / Male

SBE-CONSTRUCTION BREAKDOWN (CONTINUED)

Subcontractor	Project	Original Contract Amount with Change Order	Amount Paid to Date	Demographic Data
Thevenin Enterprises, Inc	AA126A-2	\$256,700.00	\$0.00	Hispanic / Male
Delka Innova Group PkgA	AA126A-1	\$385,000.00	\$0.00	Hispanic / Male
Delka Innova Group Pkg B	AA126A-1	\$22,000.00	\$0.00	Hispanic / Male
Delka Innova Group PkgC	AA126A-1	\$43,245.00	\$0.00	Hispanic / Male
Paradise Construction Corp.	AA126A-1	\$178,680.00	0.00	Hispanic / Male

SBE-CONSTRUCTION BREAKDOWN (CONTINUED)

Subcontractor	Project	Original Contract Amount with Change Order	Amount Paid to Date	Demographic Data
Massu Infrastructure Coating	AA126A-1	\$23,489.00	\$0.00	Hispanic / Male
Commercial Interior Contractor	AA126A-1	\$43,803.13	\$0.00	Hispanic / Female
Milestone Fire Protection LLC	AA126A-1	\$38,000.00	\$0.00	Hispanic / Male
Mag Construction Inc	AA126A-1	\$433,995.00	\$0.00	Hispanic / Male
OnAir Inc.	AA126A-1	\$73,000.00	\$0.00	Hispanic / Male

SBE-CONSTRUCTION BREAKDOWN (CONTINUED)

Subcontractor	Project	Original Contract Amount with Change Order	Amount Paid to Date	Demographic Data
Thevenin Enterprises, Inc	AA126A-1	\$273,260.00	\$0.00	Hispanic / Male
Delka Innovo Group	AA126A-3	\$383,000.00	\$0.00	Hispanic / Male
Paradise Construction Corp.	AA126A-3	\$82,870.00	\$0.00	Hispanic / Male
Delka Innovo Group	AA126A-3	\$15,000.00	\$0.00	Hispanic / Male
Epic Consultants Inc.	AA126A-3	\$155,001.00	\$0.00	Hispanic / Male

SBE-CONSTRUCTION BREAKDOWN (CONTINUED)

Subcontractor	Project	Original Contract Amount with Change Order	Amount Paid to Date	Demographic Data
Delka Innovo Group	AA126A-3	\$20,680.00	\$0.00	Hispanic / Male
Milestone Fire Protection LLC	AA126A-3	\$60,000.00	\$0.00	Hispanic / Male
People's Plumbing & Mechanical	AA126A-3	\$585,376.00	\$0.00	Hispanic / Female
Gamma Air System Inc	AA126A-3	\$51,700.00	\$0.00	Hispanic / Male
Thevenin Enterprises Inc	AA126A-3	\$262,500.00	\$0.00	Hispanic / Male

SBE-CONSTRUCTION BREAKDOWN (CONTINUED)

Subcontractor	Project	Original Contract Amount with Change Order	Amount Paid to Date	Demographic Data
Delka Innovo Group	SAO-5	\$2,681.29	\$0.00	Hispanic / Male
Clearview Electric Inc.	SAO-5	\$22,205.24	\$0.00	Hispanic / Male

SBE-CONSTRUCTION BREAKDOWN (CONTINUED)

Subcontractor	Project	Original Contract Amount with Change Order (Dollar Amount & Percent SBE Projected to Earn)	Amount Paid to Date (Dollar Amount & Percent Paid to Date)	Demographic Data

Total \$ contracted SBE-C's	Total % contracted SBE-C's	Total \$ paid-to-date SBE-C's	Total % paid-to-date SBE-C's
\$6,101,131.77	96.0 %	\$ 378,109.81	89.3%

SBE-CONSTRUCTION DEMOGRAPHIC DATA

TOTAL NUMBER OF FIRMS: 17

3 African-American Male -
owned
(14.2% of SBE-C)

0 African-American Female
owned
(0.00% of SBE-C)

12 Hispanic Male owned
(57.1% of SBE-C)

5 Hispanic Female owned
(23.8% of SBE-C)

1 Caucasian Female
owned
(4.7% of SBE-C)

Woman-owned
(28.5% of SBE-C)

SBE QUALIFIER BREAKDOWN (LIST ALL FIRMS)

Subcontractor	Project	Original Contract Amount with Change Order	Amount Paid to Date	Demographic Data
MCO Construction & Services Inc	MCC-9-18	\$610,101.00	\$198,380.38	African American/ Female
Gamax Consulting	MCC-9-18	\$250,000.00	\$75,833.84	Hispanic/ Female
SBE Qualifier Total:		\$860,101.00	\$274,214.22	

Total \$ contracted SBE Qualifier
\$860,101.00

Total % contracted SBE Qualifier
20.7 %

Total \$ paid-to-date SBE Qualifier
\$274,214.22

Total % paid-to-date SBE Qualifier
21.7 %

SBE QUALIFIER DEMOGRAPHIC DATA

TOTAL NUMBER OF FIRMS: 2

1 African-American owned
(50.0% of SBE)

1 Hispanic owned
(50.0% of SBE)

0 Caucasian owned
(0.0% of SBE)

2 Woman-owned
(100.0% of SBE)

THANK YOU

**Project B- Jackson West Medical Center
(W.G. Yates Construction)**

JACKSON HEALTH SYSTEM
PROJECT NAME PROJECT B: JACKSON WEST MEDICAL CENTER
PROJECT NO. 4107476-0-CAPS

CM SBE-C Advisory Board Update
March 20th, 2023

Project Team

Lawrence Dow, Controller
901-684-2606, ldow@wgyates.com

Nick Nowell, Project Executive
228-348-2145, nnowell@wgyates.com

Jinet Pulliam, Accounting Manager
305-505-0784, jpulliam@wgyates.com



OVERALL CONTRACT SCOPE OF WORK NOTICE TO PROCEED DATE : 3/6/2018 END DATE : IN CLOSEOUT

- 27-Acre campus
- 100-Bed acute care hospital
- Medical office building
- Parking garage
- Central energy plant
- 998,300 SF facility
- Includes:
 - Primary and specialty children's clinic
 - Adult specialty clinic
 - Imaging and diagnostics
 - Emergency department
 - Children's ambulatory pavilion



Contract Goals:

Mentorship
6.31 %

SBE-C
34.05%

SBE-G/S
0.25%

PROJECT INFORMATION TO-DATE

Total dollar value of all awarded GMP's: \$210,367,354	Total dollar value of Cost of Work: \$191,710,533	Total dollar value contracted to SBE's to- date (all GMP's): \$65,859,400
Total dollar value of payment received by Jackson: \$191,591,465	Total number of GMP's: 10	Total number of SBE's contracted to date (all GMP's): 26

Total percentage contracted all SBE's to-date: **34.38%** (Excludes Mentor-Protégé %)

(Total dollar value contracted to SBE's divided by total dollar value cost of work equals SBE percentage)

SBE BREAKOUT TO-DATE

Total \$ contracted SBE-C's	Total % contracted SBE-C's	Total \$ paid-to-date SBE-C's	Total % paid-to-date SBE-C's
\$64,515,890	33.65%	\$66,317,856	34.59%
Total \$ contracted SBE-G/S	Total % contracted SBE-G/S	Total \$ paid-to-date SBE-G/S	Total % paid-to-date SBE-G/S
\$1,343,510	0.70%	\$1,375,305	0.72%
Total \$ contracted Mentor Protégé	Total % contracted Mentor Protégé	Total \$ paid-to-date Mentor Protégé	Total % paid-to-date Mentor Protégé
\$1,510,862	14.87% OF GCS	\$1,510,862	14.87% OF GCS

SBE-CONSTRUCTION BREAKDOWN (LIST ALL FIRMS)

Subcontractor	Project	Original Contract Amount with Change Order	Amount Paid to Date	Demographic Data
A-1 All Florida Painting, Inc	B	\$1,737,041	\$1,898,629	Hispanic
Titan Construction Group	B	\$710,809	\$710,809	African-American
Trojan Builders Inc	B	\$5,485,979	\$5,485,979	Caucasian
EM & G Firestopping and Life Safety Consultants	B	\$1,191,668	\$1,188,316	Hispanic
Epic Consultants	B	\$7,901,992	\$8,019,578	Hispanic

SBE-CONSTRUCTION BREAKDOWN (CONTINUED)

Subcontractor	Project	Original Contract Amount with Change Order	Amount Paid to Date	Demographic Data
The Go 2 Guy	B	\$4,359,404	\$4,359,404	Hispanic
Gomez & Son Fence	B	\$106,212	\$106,212	Hispanic
Imperial Flooring Solutions	B	\$3,877,719	\$4,377,822	Woman
Coakley Mechanical	B	\$2,587,168	\$2,587,168	African-American
Gomez Quality Insulation	B	\$2,173,431	\$2,173,431	Hispanic

SBE-CONSTRUCTION BREAKDOWN (CONTINUED)

Subcontractor	Project	Original Contract Amount with Change Order	Amount Paid to Date	Demographic Data
Jarod Construction Services	B	\$14,605,263	\$15,283,712	Hispanic
JJAS Door Installations	B	\$3,309,619	\$3,657,211	Hispanic
Master Painting and Solutions	B	\$60,633	\$60,633	Hispanic
Solution Construction	B	\$7,848,107	\$7,848,107	Hispanic
All Quality Electrical Services	B	\$2,754,726	\$2,754,726	African-American

SBE-CONSTRUCTION BREAKDOWN (CONTINUED)

Subcontractor	Project	Original Contract Amount with Change Order	Amount Paid to Date	Demographic Data
EM & G Firestopping & Life Safety Consultants	B	\$158,549	\$158,549	Hispanic
Tropical Electric	B	\$5,217,627	\$5,217,627	African-American
Osorno Group	B	\$429,943	\$429,943	Hispanic

Total \$ contracted SBE-C's	Total % contracted SBE-C's	Total \$ paid-to-date SBE-C's	Total % paid-to-date SBE-C's
\$ 64,515,890	33.65 %	\$ 66,317,856	34.59%

SBE-CONSTRUCTION DEMOGRAPHIC DATA

TOTAL NUMBER OF FIRMS: 18

Total \$ contracted SBE-C's - \$64,515,890
Total % contracted SBE-C's – 33.65%

12 Hispanic-owned
\$43,881,862 Contracted
68.02% of SBEC Contracted

4 African-American owned
\$11,270,330 Contracted
17.47% of SBEC Contracted

1 Caucasian owned
\$5,485,979 Contracted
8.50% of SBEC Contracted

1 Woman-owned
\$3,877,719 Contracted
6.01% of SBEC Contracted

SBE-GOODS & SERVICES BREAKDOWN (LIST ALL FIRMS)

Subcontractor	Project	Original Contract Amount with Change Order	Amount Paid to Date	Demographic Data
Aaron Industrial Safety	B	\$17,264	\$17,264	Unknown
JML Irrigation & Landscaping	B	\$451,978	\$483,773	Hispanic
Doral Digital Reprographics	B	\$32,611	\$32,611	Hispanic
Go Green Document Solutions	B	\$14,166	\$14,166	African-American
Integrity Janitorial Services Corp	B	\$296,561	\$296,561	African-American
Lehman Pipe and Supply	B	\$83,953	\$83,953	Caucasian
Lehman Pipe and Supply	B	\$431,290	\$431,290	Caucasian
Stonegate Allied Services	B	\$15,687	\$15,687	African-American

Total \$ contracted
SBE-G/S's

\$1,343,510

Total % contracted
SBE-G/S's

0.70%

Total \$ paid-to-date
SBE-G/S's

\$1,375,305

Total % paid-to-date
SBE-G/S's

0.72%

SBE-GOODS & SERVICES DEMOGRAPHIC DATA

TOTAL NUMBER OF FIRMS: 8

Total \$ contracted SBE-G/S's - \$1,343,510
Total % contracted SBE-G/S's – 0.70%

2 Hispanic-owned
\$484,589 Contracted
36.07% of G&S Contracted

3 African-American owned
\$326,414 Contracted
24.30% of G&S Contracted

2 Caucasian owned
\$515,243 Contracted
38.35% of G&S Contracted

0 Woman-owned

1 Unknown-owned
\$17,264 Contracted
1.28% of G&S Contracted

SBE MENTOR-PROTÉGÉ BREAKDOWN (LIST ALL FIRMS)

Subcontractor	Project	Original Contract Amount with Change Order	Amount Paid to Date	Demographic Data
Lego Construction	B	\$932,145	\$932,145	Hispanic
Lunacon Construction	B	\$578,717	\$578,717	Hispanic
SBE Mentor-Protégé Total:		\$1,510,862	\$1,510,862	

Total \$ contracted
Mentor Protégé

\$1,510,862

Total % contracted
Mentor Protégé

14.87% OF GCS

Total \$ paid-to-date
Mentor Protégé

\$1,510,862

Total % paid-to-date
Mentor Protégé

14.87% OF GCS

DEMOGRAPHIC DATA

SBE FIRMS: 26

SBE Firms = 26

14 Hispanic-owned

\$44,366,451 Contracted, 67.37% of SBE Contracted

7 African-American owned

\$11,596,744 Contracted, 17.61% of SBE Contracted

3 Caucasian owned

\$6,001,222 Contracted, 9.11% of SBE Contracted

1 Woman-owned

\$3,877,719 Contracted, 5.89% of SBE Contracted

1 Unknown-Owned

\$17,264 Contracted, 0.03% of SBE Contracted

DEMOGRAPHIC DATA

SBE VS NON-SBE FIRMS: 26 VS 32

SBE Firms = \$65,859,400

14 Hispanic-owned
(67.37% of SBE-C and G&S)
\$44,366,451

7 African-American owned
(17.61% of SBE-C and G&S)
\$11,596,744

3 Caucasian owned
(9.11% of SBE-C and G&S)
\$6,001,222

1 Woman-owned
(5.89% of SBE-C and G&S)
\$3,877,719

1 Unknown-Owned
(0.03% of SBE-C and G&S)
\$17,264

Non-SBE Firms = \$125,719,760

Demographic Information is Not Known

ISSUE/CONCERN WITH SBEs/SBE PROGRAM

- None

THANK YOU

**Project E- Jackson South Medical Center
(Turner Construction Company)**

JACKSON HEALTH SYSTEM JHS SOUTH & MOB TENANT SPACES PROJECT "E"

CM SBE-C Advisory Board Update March 2023



Project Team

Kumiko Tanizaki, Project Engineer – JHS South
786-531-5468, ktanizaki@tcco.com

Roody Numa, Project Manager – MOB Tenant Spaces
786-261-3983,
rnuma@tcco.com

Ben Baron, Project Engineer – MOB Tenant Spaces
786-510-2168, bbaron@tcco.com

Eric Van Hook, Project Executive
646-634-6100;
evanhook@tcco.com

JHS SOUTH – OVERALL CONTRACT

SCOPE OF WORK

NOTICE TO PROCEED DATE : 1/1/2018

END DATE : 2/28/22

Build out of the following areas:

- LDRP, CCS, PED's, AANNEX, OB, C-SECTION, MED SURGE SOUTH, BH.
- New Roof
- CEP East and West Building Upgrades

Contract Goals: JHS South

Mentorship	SBE-C	SBE-G/S
6.31 %	32.77%	0.25%

MOB TENANT SPACES – OVERALL CONTRACT SCOPE OF WORK

NOTICE TO PROCEED DATE: 3/18/21

END DATE (TCO Completed): 9/3/21

Build out of the following areas:

- Pediatric's, Obstetris, Bariatric, Orthopedics, and Rehab Suite.

Scope of Work

- Framing/Drywall, New Domestic/Sanitary Plumbing, New Overhead Lighting, Fire Alarm, Adding On To Existing HVAC Systems, Division 10, and New Flooring

Contract Goals: MOB Tenant Space

SBE-C	SBE-G/S
32.77%	0.25%

PROJECT INFORMATION TO-DATE

Total dollar value of all awarded GMP's

\$36,366,401.08

(JHS South & MOB Tenant Spaces)

JHS \$32,394,323.08

MOB \$3,972,078.00

Total dollar value of payment received by Jackson:

\$34,341,563.08

JHS South \$30,553,284.66

MOB Tenant Spaces \$3,788,278.42

Total dollar value of Cost of Work

\$28,300,652.43

(Includes JHS South & MOB Tenant Spaces)

JHS \$25,020,935.43

MOB \$3,279,717.00

Total number of GMP's:

4 – ICU

CEP

PH2

MOB Tenant Spaces

Total dollar value contracted to SBE's to-date (all GMP's):

\$9,621,609.42

(Includes JHS South & MOB Tenant Spaces)

JHS - \$8,261,912.88

MOB - \$1,082,962.55

Total number of SBE's contracted to date (all GMP's):

20 SBE-Con

(3 - SBE's worked in JHS South & MOB)

Total percentage contracted all SBE's to-date: 31.97% Construction (Includes JHS South & MOB)

(Total dollar value contracted to SBE's divided by total dollar value cost of work equals SBE percentage)

JHS SOUTH & MOB SBE BREAKOUT TO-DATE

Total \$ contracted SBE-C's \$8,689,936.04 JHS South \$7,584,632.9 MOB \$1,105,303.14	Total % contracted SBE-C's 30.71% JHS South 30.31% MOB 33.70%	Total \$ paid-to-date SBE-C's \$7,576,329.47 JHS South \$6,799,576.18 MOB \$926,496.74	Total % paid-to-date SBE-C's 87.19% JHS South 89.65% MOB 83.82%
Total \$ contracted SBE-G/S \$167,452.96 JHS South \$141,702.46 MOB \$25,750.50	Total % contracted SBE-G/S 1.36% JHS South 0.572% MOB 0.826%	Total \$ paid-to-date SBE-G/S \$167,351.96 JHS South \$141,601.46 MOB \$25,750.50	Total % paid-to-date SBE-G/S 99.94% JHS South 99.93% MOB 100%
Total \$ contracted Mentor Protégé \$403,996.68 COW: \$4,520,845.90 CM Amount: \$5,016,945.34	Total % contracted Mentor Protégé 8.936%	Total \$ paid-to-date Mentor Protégé \$403,996.68	Total % paid-to-date Mentor Protégé 100%

SBE-CONSTRUCTION BREAKDOWN (LIST ALL FIRMS)

Subcontractor	Project	Contract Amount	Paid to date	Demographic Data
A-1 All Florida Painting	JHS "E" PH2	\$303,417.97	\$281,400.13	Hispanic American/Male
American Structural Corp.	JHS "E" PH2	\$348,658.76	\$313,792.88	Hispanic American/Male
Amion Enterprises	JHS "E" PH2	\$792,694.39	\$747,967.07	Hispanic American/Male
Epic Consultants	JHS "E" ICU/PH2	\$3,582,711.38	\$3,600,123.06	Hispanic American/Male
DL Renovations	JHS "E" PH2	\$192,000.00	\$179,440.48	Hispanic American/Male
Florida Electrical Contractors	JHS "E" ICU/PH2	\$165,729.00	\$149,040.91	Hispanic American/Male
Global Communications Security	JHS ICU/PH2	\$56,759.70	\$51,708.80	Hispanic American/Male
Jampro Demolition	JHS PH2	\$100,000.00	\$97,918.87	African American/Male
JJAS Door Installations	JHS PH2	\$21,580.00	\$9,236.25	Hispanic American/Woman
J.T. Equipment Services	JHS PH2	\$10,514.00	\$0.00	White American/Male
Osorno Group	JHS ICU/PH2	\$446,196.00	\$459,906.42	Hispanic American/Male
Victoria Electric	JHS ICU/PH2	\$1,550,571.70	\$1,182,352.42	Hispanic American/Male
World of Frameless Glass	JHS ICU	\$10,800.00	\$10,800.00	Hispanic American/Male

SBE-CONSTRUCTION BREAKDOWN (CONTINUED)

Subcontractor	Project	Contract Amount	Paid to date	Demographic Data
A-1 All Florida Painting	MOB Tenant Spaces	\$93,135.36	\$92,902.52	Hispanic American/Male
Hurricane Resistant Construction	MOB Tenant Spaces	\$35,000.00	\$35,000.00	White American/Woman
Florida Electrical Group	MOB Tenant Spaces	\$26,935.21	\$11,837.94	Hispanic American/Male
Merrick Industrial Management	MOB Tenant Spaces	\$640,061.65	\$628,486.49	White American/Male
Tropical Electric, Inc.	MOB Tenant Spaces	\$281,200.98	\$124,895.85	African American/Male
Osorno Group	MOB Tenant Spaces	\$14,680.00	\$19,084.00	Hispanic American/Male
Brophy Associates, Inc. DBA Direct Digital Concepts	MOB Tenant Spaces	\$14,289.94	\$14,289.94	Hispanic American/Male

SBE-CONSTRUCTION DEMOGRAPHIC DATA

TOTAL NUMBER OF FIRMS: 20 \$9,454,157.46

14-Hispanic Owned Firms
(88% or \$7,097,270.94)

2-African American Owned
Firms
(5% or \$222,814.72)

3-Caucasian Owned Firms
(9% or \$586,734.00)

2-Woman Owned
(1% or \$44,236.25)

SBE-GOODS & SERVICES BREAKDOWN (LIST ALL FIRMS)

Subcontractor	Project	Contract Amount	Paid to date	Demographic Data
Cannonball Services USA	JHS "E"	\$141,601.46	\$141,601.46	African American/Male
Cannonball Services USA	MOB Tenant Spaces	\$25,750.50	\$25,750.50	African American/Male

SBE-GOODS & SERVICES DEMOGRAPHIC DATA

TOTAL NUMBER OF FIRMS: 01 \$167,351.96

0 Hispanic-owned
(0% of SBE-G&S)

1 African-American owned
(100% or \$167,351.96)

0 Caucasian owned
(0% of SBE-G&S)

0 Woman-owned
(0% of SBE-G&S)

SBE MENTOR-PROTÉGÉ BREAKDOWN (LIST ALL FIRMS)

Subcontractor	Project	Contract Amount	Paid to date	Demographic Data
MCO Construction	JHS "E"	\$403,996.68	\$403,996.68	African American/Female

SBE MENTOR-PROTÉGÉ DEMOGRAPHIC DATA

TOTAL NUMBER OF FIRMS: 01 \$403,996.68

0 Hispanic-owned
(0% of SBE)

1 African-American owned
(100% of SBE \$403.996.68)

0 Caucasian owned
(0% of SBE)

1 Woman-owned
(100% of SBE)
\$403,996.68

NON-SBE FIRMS BREAKDOWN (LIST ALL FIRMS)

Subcontractor	Tier	Scope of Work	Contract Value	Diversity Data
Adams Bros. Cabinetry, Inc. DBA Adams Group	1 st	Millwork	\$ 594,142.34	n/a
AlliedBean Demolition, Inc.	1 st	Selective Demo	\$ 523,830.91	n/a
Bay Carpets, Inc.	1 st	Resilient Flooring	\$ 69,675.33	n/a
Dash Door & Closer Service, Inc. DBA Dash Door & Glass	1 st	Interior Glass	\$ 161,192.72	n/a
Enterprise Electric, LLC	1 st	Electrical	\$ 6,907,527.68	n/a
ASE TELECOM & DATA INC	2 nd	Telecom Installation	\$ 215,630.00	n/a
AVI INTEGRATORS, INC. / Security 101 DBA SECURITY 101	2 nd	Security Services	\$ 295,023.00	n/a
Bonded Lightning Protection Systems, Inc.	2 nd	Electrical	\$ 7,000.00	n/a
Ideacom Healthcare Communications of Florida, INC.	2 nd	Telecom Installation	\$ 302,486.00	n/a

NON-SBE FIRMS BREAKDOWN (LIST ALL FIRMS)

Subcontractor	Tier	Scope of Work	Contract Value	Diversity Data
Johnson Controls, Inc.	2 nd	Controls Installation	\$ 212,803.00	n/a
K3 Directional Drilling Inc.	2 nd	Drilling	\$ 41,850.00	n/a
Nixon Power Services LLC	2 nd	Electrical	\$ 35,000	n/a
Cube Care Company	2 nd	Cubical installation	\$ 3,128.00	n/a
Pinnacle A Roofing Company	2 nd	Roofing	\$ 16,877.00	n/a
RSI of Florida, LLC	2 nd	Roofing	\$ 90,335.00	n/a
Stanley Access Technologies LLC	2 nd		\$ 36,152.00	n/a
KIRLIN FLORIDA, LLC	1 st	HVAC/Plumbing	\$ 5,889,452.00	n/a
Duct Design Corporation	2 nd	Duct Installation	\$ 713,484.00	n/a
Johnson Controls, Inc.	2 nd	Controls Installation	\$ 488,025.00	n/a
SIEMENS INDUSTRY, INC.	2 nd		\$ 56,187.00	n/a

NON-SBE FIRMS BREAKDOWN (LIST ALL FIRMS)

Subcontractor	Tier	Scope of Work	Contract Value	Diversity Data
Lotspeich Co. of Florida, Inc.	1 st	Doors, Frames, Hardware	\$ 705,323.15	n/a
Proline Fire Protection, Inc	1 st	Fire Protection	\$ 28,216.88	n/a
Protek Systems, Inc.	1 st	W. Treatments and CC Track	\$ 31,092.07	n/a
RIB EQUIPMENT SERVICES, LLC	1 st	Hardscape and Landscape	\$ 38,562.00	n/a
RSI of Florida, LLC	1 st	Roofing	\$ 1,744,980.90	n/a
Strut Technologies Incorporated	1 st	Overhead Support System	\$ 38,176.00	n/a
Pacesetter Personnel Services	2 nd		\$ 1,167.00	n/a
Summers Fire Sprinklers Inc.	1 st	Signage Interior and Exterior	\$ 204,306.00	n/a
Translogic Corporation DBA Swisslog Healthcare	1 st	Pool	\$ 30,646.00	n/a
Transcan Mechanical	2 nd	Mechanical	\$ 12,784.00	n/a

0 Hispanic-owned
(0% of Non-SBE)

0 African-American owned
(0% of Non-SBE)

0 Caucasian owned
(0% of Non-SBE)

1 Woman-owned
(6% of Non-SBE)

DEMOGRAPHIC DATA SBE VS NON-SBE FIRMS:

SBE Firms = Total

20 Hispanic-owned
(48% of SBE-C and G&S)

9 African-American owned
(20% of SBE-C and G&S)

2 Caucasian owned
(7% of SBE-C and G&S)

11 Woman-owned
(24% of SBE-C and G&S)

Non-SBE Firms = Total

0 Hispanic-owned
(0% of Non-SBE)

0 African-American owned
(0% of Non-SBE)

0 Caucasian owned
(0% of Non-SBE)

1 Woman-owned
(6% of Non-SBE)

THANK YOU

**Project F – Christine E. Lynn Rehabilitation
Hospital
(Turner Construction)**

JACKSON HEALTH SYSTEM JACKSON REHABILITATION PROJECT PROJECT F

CM SBE-C Advisory Board Update March 2023



Project Team

Alex Carvallo, Project Manager

Teresa Giralt, Project Engineer

Mike Binsol, Project Superintendent

OVERALL CONTRACT NOTICE TO PROCEED DATE : 9/15/2017 END DATE : 8/1/2022 SCOPE OF WORK:

- Demolition and Enabling GMP
- Elevator for 9 story Rehab building GMP
- Structure and Dry GMP for 9 story Rehab building
- MEP GMP
- Interiors / Final GMP
- Exterior and Interior Signage



Contract Goals:

SBE-C
34.05%

SBE-G/S
.25%

PROJECT INFORMATION TO-DATE

<p>Total dollar value of all awarded GMP's (Award Amount):</p> <p>\$110,378,008.90</p>	<p>Total dollar value of Cost of Work:</p> <p>\$107,059,387.77</p>	<p>Total dollar value contracted to SBE's to- date (all GMP's):</p> <p>\$38,344,341.98</p>
<p>Total dollar value of payment received by Jackson (Paid Amount) :</p> <p>\$105,040,536.27</p>	<p>Total number of GMP's:</p> <p>5</p>	<p>Total number of SBE's contracted to date (all GMP's):</p> <p>34</p>
<p>Total percentage contracted all SBE's to-date: 44.510% (Total dollar value contracted to SBE's divided by total dollar value cost of work equals SBE percentage)</p>		

SBE BREAKOUT TO-DATE

Total \$ contracted SBE-C's	Total % contracted SBE-C's	Total \$ paid-to-date SBE-C's	Total % paid-to-date SBE-C's
\$36,453,721.54	42.359%	\$36,491,005.62	100%
Total \$ contracted SBE-G/S	Total % contracted SBE-G/S	Total \$ paid-to-date SBE-G/S	Total % paid-to-date SBE-G/S
\$1,943,956.90	2.13%	\$1,833,478.86	94.31%

SBE-CONSTRUCTION BREAKDOWN (LIST ALL FIRMS)

Subcontractor	Tier	Scope of Work	Contract Amount	Paid to date	Demographic Data
A-1 All Florida Painting	1 st	Painting	\$ 660,435.63	\$ 679,124.43	Hispanic American/Male
Air Logic Services, Inc	2 nd	Test & Balance	\$ 20,200.00	\$ 20,200.00	Hispanic/Male
Air Logic Services, Inc	2 nd	Test & Balance	\$ 151,275.00	\$ 151,275.00	Hispanic/Male
Allied Demolition	2 nd	Site Prep	\$ 191,150.00	\$ 189,779.12	Hispanic American/Male
All Quality Electrical Services	2 nd	Electrical	\$ 1,182,080.37	\$ 5,175,789.20	Black American/Male
Amion Enterprises	1 st	Carpet	\$ 96,322.50	\$ 160,438.76	Black American/Male
BJ Burns Incorporated	2 nd		\$ 152,794.97	\$ 152,794.97	Black American/Female
Direct Digital Concepts DBA Brophy and Associates	2 nd	HVAC Controls	\$ 1,598,060.00	\$ 1,647,793.95	Hispanic American/Male
Direct Digital Concepts DBA Brophy and Associates	2 nd	HVAC Controls	\$ 25,400.00	\$ 25,400.00	Hispanic American/Male
C.L. Elias	2 nd	Installing Millwork	\$ 41,000.00	\$ 29,210.15	Other Minority/Female
Coral Wood Design	2 nd	Installing Millwork	\$ 236,375.84	\$ 159,610.69	Hispanic American/Female

SBE-CONSTRUCTION BREAKDOWN (CONTINUED)

Subcontractor	Tier	Scope of Work	Contract Amount	Paid to date	Demographic Data
D2 Construction	2 nd	Exterior Metal Framing, Sheathing & Insulation	\$ 158,325.50	\$ 158,325.50	Black American/Male
Exclusive Surface Inc.	1 st	Floor & Wall Tiling	\$ 935,224.78	\$ 932,886.72	Hispanic American/Female
Five Brothers Enterprise Corp.	2 nd	Labor & Material for Drywall Partitions, Ceilings, Soffits, Acoustical Ceiling	\$ 3,708,099.65	\$ 3,634,178.65	Hispanic American/Male
Georges Welding Services Inc.	1 st	Demo & Enabling furnish Structural Steel & Misc. Metals	\$ 5,561,760.63	\$ 8,407,490.98	Hispanic American/Male
Gomez Quality Insulation Inc.	2 nd	Drywall & Insulation	\$ 50,020.00	\$ 50,020.00	Hispanic American/Male
Hi-Tech Concrete Inc	2 nd	Supply & Fabrication of Auger Cast Reinforcement Cages	\$ 165,000.00	\$ 41,930.58	Hispanic American/Female
IGWT Construction	1 st	General Contracting for Enabling & Corridor Self preform Drywall Framing & Paint	\$ 2,173,218.32	\$ 2,173,218.32	Black American/Male
JJAS Door Installations, Inc.	2 nd	Installation and Labor for Doors and Hardware	\$ 242,390.00	\$ 242,390.00	Hispanic American/Female
JT Equipment Service Co.	2 nd	Install underground Chilled & Hot water lines	\$ 697,558.67	\$ 72,335.79	Caucasian/Male
JT Equipment Service Co.	2 nd	Furnish & Install Air handling units	\$ 2,045,000.00	\$ 2,045,000.00	Caucasian/Male
JT Equipment Service Co.	2 nd	HVAC Duct and Piping Instillation	\$ 1,300,000.00	\$ 1,300,000.00	Caucasian/Male

SBE-CONSTRUCTION BREAKDOWN (CONTINUED)

Subcontractor	Tier	Scope of Work	Contract Amount	Paid to date	Demographic Data
MAM A/C and Refrigeration Co.	2 nd	Mechanical HVAC	\$ 37,089.25	\$ 18,823.13	Black American/Male
Metropolitan Plumbing	2 nd	Plumbing	\$ 1,150,622.83	\$ 1,755,707.50	Hispanic American/Male
Merrick Industrial Management Corp.	1 st	Misc. Specialties	\$ 3,487,583.52	\$ 3,522,060.61	Caucasian/Male
Merrick Industrial Management Corp.	2 nd	Glazing Installation	\$ 97,792.50	\$ 97,792.50	Caucasian/Male
Metal Design Engineering	2 nd	Installation of Air Filters	\$ 187,639.37	\$ 92,957.26	Hispanic American/Male
Osorno Group, Corp.	2 nd	HVAC Installation	\$ 22,148.34	\$ 22,148.34	Hispanic American/Male
Outlook International Electric	2 nd	Electrical for Enabling Work	\$ 152,794.97	\$ 152,794.97	Black American/Female
Solution Construction	1 st	Enabling Site Work	\$ 2,843,670.35	\$ 2,752,694.47	Hispanic American/Male
Z Roofing & Waterproofing Inc.	1 st	Roofing and Accessories	\$ 1,105,826.22	\$ 1,105,826.22	Hispanic American/Male

17 Hispanic-owned
(62% or
\$21,833,465.66)

8 African-American
owned
(13% or
\$7,992,184.85)

2 Caucasian owned
(25% or
\$7,037,188.90)

1 Other Minority-
owned (0.1% or
\$29,210.59)

7 Woman-owned
(6% or
\$1,718,433.80)

SBE-GOODS & SERVICES BREAKDOWN (LIST ALL FIRMS)

Subcontractor	Tier	Scope of Work	Contract Amount	Paid to date	Diversity Data
Cube Care Co.	1 st	Shades and Curtains	\$ 23,689.24	\$ 23,630.02	Hispanic American/Female
Miami Breaker Inc.	2 nd	Equipment Reconditioning	\$ 76,900.00	\$ 76,900.00	Hispanic American/Male
Micon Scaffolding LLC	2 nd	Equipment Rental	\$ 159,693.25	\$ 159,693.25	Black American/Male
Southern Blossoms	1 st	Landscaping	\$ 1,782,616.68	\$ 1,573,255.59	Hispanic American/Female

3 Hispanic-owned
(91% or \$1,673,785.61)

1 African-American owned
(8% or \$159,693.25)

2 Woman-owned
(87% or \$1,596,885.61)

NON-SBE FIRMS BREAKDOWN (LIST ALL FIRMS)

Subcontractor	Tier	Scope of Work	Contract Value	Diversity Data
Advanced Stucco	1 st	Stucco	\$ 1,863,153.29	n/a
AlliedBean Demolition	1 st	Demolition	\$ 621,708.00	n/a
Alpha Insulation	1 st	Insulation	\$ 255,206.00	n/a
B&I	1 st	Plumbing/HVAC	\$ 19,203,211.41	n/a
Crawford Tracey	1 st	Curtainwall	\$ 3,260,426.29	n/a
Dash Door	1 st	Interior Glazing	\$ 662,901.08	n/a
Kenpat	1 st	Fireproofing	\$ 814,898.00	n/a
Lotspeich Comp of Florida	1 st	Doors, Frames and HW	\$ 1,248,401.67	n/a
Lotspeich Drywall	1 st	Drywall and ACT	\$ 9,213,391.27	n/a
O'Neill Flooring	1 st	Vinyl Flooring	\$ 1,610,341.58	Caucasian Female
Malcolm Drilling	1 st	Drilling	\$ 767,600.77	n/a

NON-SBE FIRMS BREAKDOWN (LIST ALL FIRMS)

Subcontractor	Tier	Scope of Work	Contract Value	Diversity Data
Quorum DBA Takeform	1 st	Signage Interior and Exterior	\$374,630.51	n/a
Recreational Design and Construction	1 st	Pool	\$795,032.00	n/a
Stabil	1 st	Concrete	\$1,941,750.82	n/a
Translogic DBA Swisslog	1 st	Pneumatic Tubes	\$172,133.70	n/a
Tri-City Electric	1 st	Electrical	\$13,785,936.40	n/a
Wilkie Sanderson	1 st	Millwork	\$1,518,941.00	n/a

0 Hispanic-owned
(0% of Non-SBE)

0 African-American owned
(0% of Non-SBE)

0 Caucasian owned
(0% of Non-SBE)

1 Woman-owned
(6% of Non-SBE)

DEMOGRAPHIC DATA SBE VS NON-SBE FIRMS:

SBE Firms = Total

20 Hispanic-owned
(48% of SBE-C and G&S)

9 African-American owned
(20% of SBE-C and G&S)

2 Caucasian owned
(7% of SBE-C and G&S)

9 Woman-owned
(24% of SBE-C and G&S)

Non-SBE Firms = Total

0 Hispanic-owned
(0% of Non-SBE)

0 African-American owned
(0% of Non-SBE)

0 Caucasian owned
(0% of Non-SBE)

1 Woman-owned
(6% of Non-SBE)

THANK YOU

**DTC Vertical Expansion
(Turner Construction Company)**

JACKSON HEALTH SYSTEM JACKSON DTC VERTICAL EXPANSION PROJECT NO. 190249

Project Team

Alex Carvallo - PM
Project Manager
305-322-2966;
acarvallo@tcco.com

Teresa Giralt, Engineer
216-410-8640; tgiralt@tcco.com

CM SBE-C Advisory Board Update
March 2023



**OVERALL CONTRACT
 SCOPE OF WORK
 NOTICE TO PROCEED DATE:
 DTC END DATE: 05/30/2022**

- Design Assist – Preconstruction (Steel, roofing, doors, windows, interior & exterior partitions, MEP)
- No SBE goal for Preconstruction
- GMP 1: Steel Mill Order ODP
- GMP 2: Enabling Scope (demolition, concrete, MEP), Structural Steel, General Requirements
- GMP 3: Concrete, Masonry, Long Lead – Elevators/Curtain Wall/Windows
- GMP 4: Remaining Shell, Envelope, MEP, Finishes

**OVERALL CONTRACT
 SCOPE OF WORK
 NOTICE TO PROCEED DATE:
 DTC 4TH FL END: 2/18/2023**

- GMP 5: Buildout Construction Scope
- GMP 6: Finishes

Contract Goals:	Mentorship	SBE-C	SBE-G/S
	0.00 %	21.6%	.25%

PROJECT INFORMATION TO-DATE

<p>Total dollar value of all awarded GMP's (Award Amount):</p> <p>\$92,108,625.49</p> <p>DTC: \$73,629,949.49 4th FI: \$18,478,676.00</p>	<p>Total dollar value of Cost of Work:</p> <p>\$75,931,099.65</p> <p>DTC: \$62,388,953.65 4th FI: \$13,542,146.00</p>	<p>Total dollar value contracted to SBE's to- date (all GMP's):</p> <p>\$17,501,769.25</p> <p>DTC: \$14,323,222.22 4th FI: \$3,178,547.03</p>
<p>Total dollar value of payment received by Jackson (Paid Amount) :</p> <p>\$78,547,815.20</p> <p>DTC: \$61,802,406.61 4th FI: \$16,772,408.59</p>	<p>Total number of GMP's:</p> <p>6</p>	<p>Total number of SBE's contracted to date (all GMP's):</p> <p>19</p>
<p>Total percentage contracted all SBE's to-date: 23.04%</p> <p>(Total dollar value contracted to SBE's divided by total dollar value cost of work equals SBE percentage)</p>		

SBE BREAKOUT TO-DATE

Total \$ contracted SBE-C's \$15,180,324.38 DTC: \$12,038,359.77 4 th FI: \$3,141,964.61	Total % contracted SBE-C's 19.99%	Total \$ paid-to-date SBE-C's \$11,867,274.52 DTC: \$10,998,678.21 4 th FI: \$868,596.31	Total % paid-to-date SBE-C's 78.17%
Total \$ contracted SBE-G/S \$175,698.20 DTC: \$139,332.87 4 th FI: \$36,365.33	Total % contracted SBE-G/S .55%	Total \$ paid-to-date SBE-G/S \$123,688.91 DTC: \$123,688.91 4 th FI: \$32,108.17	Total % paid-to-date SBE-G/S 95%

SBE-CONSTRUCTION BREAKDOWN (LIST ALL FIRMS)

Subcontractor	Tier	Project	Contract Amount	Paid to date	Diversity Data
A-1 All Florida Painting	1 st	DTC Vertical Expansion	\$ 296,736.28	\$ 281,448.87	Hispanic American/Male
All Quality Electrical Services, Inc.	2 nd	DTC Vertical Expansion	\$ 447,667.66	\$ 447,667.66	African American/Male
Brophy Associates	2 nd	DTC Vertical Expansion	\$ 458,049.12	\$ 458,049.12	Hispanic American/Male
Cami-Axle	1 st	DTC Vertical Expansion	\$ 827,474.00	\$ 753,636.62	African American/Male
Five Brothers	2 nd	DTC Vertical Expansion	\$ 1,052,647.00	\$ 1,052,647.00	Hispanic American/Male
George's Welding Services Inc.	1 st	DTC Vertical Expansion	\$ 3,746,964.96	\$ 3,531,392.21	Hispanic American/Male
Hodges Erectors	2 nd	DTC Vertical Expansion	\$ 1,694,763.59	\$ 1,694,763.59	Hispanic American/Male
Hurricane Resistant Construction	2 nd	DTC Vertical Expansion	\$ 143,130.00	\$ 143,130.00	Caucasian/Female
John Bell Construction	1 st	DTC Vertical Expansion	\$ 496,820.54	\$ 496,820.54	Hispanic American/Male
Jorin Construction	2 nd	DTC Vertical Expansion	\$ 48,810.69	\$ 48,810.69	Hispanic American/Male
Merrick Industrial Mgmt. Corp	1 st	DTC Vertical Expansion	\$ 1,995,738.00	\$ 1,995,738.00	Caucasian/Male
Merrick Industrial Mgmt. Corp	2 nd	DTC Vertical Expansion	\$ 43,489.62	\$ 43,489.62	Caucasian/Male
Metropolitan Plumbing	2 nd	DTC Vertical Expansion	\$ 921,732.07	\$ 921,732.07	Hispanic American/Male
Osorno Group	2 nd	DTC Vertical Expansion	\$ 143,148.40	\$ 143,148.40	Hispanic American/Male

SBE-CONSTRUCTION BREAKDOWN (LIST ALL FIRMS)

Subcontractor	Tier	Project	Contract Amount	Paid to date	Diversity Data
Osorno Group	2 nd	DTC Vertical Expansion	\$ 615,744.72	\$ 615,744.72	Hispanic American/Male
Tropical Electric, Inc	2 nd	DTC Vertical Expansion	\$ 101,008.68	\$ 101,008.68	African American/Male
A-1 All Florida Painting	1 st	DTC 4 th Floor	\$ 101,026.00	\$ 90,988.79	Hispanic American/Male
Brophy Associates dba Direct Digital Concepts	2 nd	DTC 4 th Floor	\$ 292,450.00	\$ 55,800.00	Hispanic American/Male
Five Brothers Enterprises Corp.	2 nd	DTC 4 th Floor	\$ 388,000.00	\$ 0.00	Hispanic American/Male
HDZ Builders, Inc.	1 st	DTC 4 th Floor	\$ 20,547.40	\$ 20,033.72	Hispanic American/Male
Hodges Erectors, Inc.	2 nd	DTC 4 th Floor	\$ 59,407.00	\$ 13,528.00	Hispanic American/Male
Merrick Industrial Management	1 st	DTC 4 th Floor	\$ 406,458.36	\$ 366,563.40	Caucasian/Male
Osorno Group Corp	2 nd	DTC 4 th Floor	\$ 54,620.00	\$ 49,158.00	Hispanic American/Male
Osorno Group Corp	2 nd	DTC 4 th Floor	\$ 1,010,000.00	\$ 229,524.00	Hispanic American/Male
Tropical Electric Inc.	2 nd	DTC 4 th Floor	\$ 665,062.50	\$ 43,847.00	African American/Male

SBE-CONSTRUCTION DEMOGRAPHIC DATA

TOTAL NUMBER OF FIRMS: 16

10 Hispanic owned
SBE-C Firms
(75% or \$11,401,467.77)

4 African American
owned SBE-C Firms
(13% or \$2,041,230.16)

2 Caucasian owned
SBE-C Firms
(17% or \$2,588,815.98)

1 Woman owned
SBE-C Firms
(1% or \$143,130.00)

SBE-GOODS & SERVICES BREAKDOWN (LIST ALL FIRMS)

Subcontractor	Tier	Contract Amount	Paid to date	Diversity Data
CBR Cleaning Solutions Corp.	1 st	\$ 33,055.78	\$ 32,108.17	Hispanic American/Female
Cube Care	1 st	\$ 92,039.00	\$ 92,039.00	Hispanic American/Female
E. R. Brownell	1 st	\$ 57,775.00	\$ 57,775.00	Hispanic American/Male

SBE-GOODS & SERVICES DEMOGRAPHIC DATA TOTAL NUMBER OF FIRMS: 3

3 Hispanic-owned
(100% or \$ 182,869.78)

0 African-American owned
(0% of SBE-G&S)

0 Caucasian owned
(0% of SBE-G&S)

2 Woman-owned
(71% or \$ 125,094.78)

NON-SBE FIRMS BREAKDOWN (LIST ALL FIRMS)

Subcontractor	Tier	Subcontractor	Tier	Subcontractor	Tier
Acousti Engineering Company	1 st	CMC Contractors	1 st	GFA International Inc.	1 st
Alloy Group dba EHG	1 st	Florida Concrete Unlimited	2 nd	Ground Penetrating Radar Systems	1 st
Barton Industrial Scaffold Services	2 nd	Door Dash & Closer Services	1 st	GUERNSEY ARCHITECTURAL SOLUTIONS, INC.	1 st
Mace Peace Master Cleaning	2 nd	East Coast Hoist	1 st	Image Resource Group, Inc.	1 st
Reliable Concrete Cutting	2 nd	Alternate Construction Concepts	2 nd	Florida Branding Solutions L.L.C.	2 nd
Aquatic Landscaping Design	1 st	American Eagle Scaffold	3 rd	Keane Architectural Woodwork	1 st
Accurate Design Irrigation Services	2 nd	Fire Stop Systems	1 st	Lotspeich Co of Florida	1 st
B&I Contractors	1 st	Florida Services Painting	1 st	Mardale Specialties Direct	1 st
Ferguson Enterprises, Inc	3 rd	GA Plastering	1 st	MCO Construction & Services	1 st
Lehman Pipe and Plumbing Services	3 rd	East Coast Rigging & Contracting	2 nd	MSD Services Inc.	1 st
Speedy Concrete Cutting	2 nd	Sims Crane & Equipment Company	2 nd	NV5 Inc.	1 st
Green Tag Scaffolds	2 nd	E & J Tropical Awnings	2 nd	O'Neill Brothers Flooring	1 st
Cellucrete Corp.	1 st	Maxim Crane Works	3 rd	OTIS Elevator Company	1 st

NON-SBE FIRMS BREAKDOWN (LIST ALL FIRMS)

Subcontractor	Tier
Physical Security, LLC	1 st
Stateline Products of South Florida	2 nd
Professional Flooring Contractors, LLC	1 st
Smith Industries, Inc	1 st
Solution Construction, Inc	1 st
Southeast Mechanical Contractors LLC	1 st
Air Logic Services	2 nd
Applegate USA LLC	2 nd
Stanley Access Inc.	1 st
Summers Fire Sprinklers Inc.	1 st
Sunbelt Rentals Inc	1 st
American Eagle Scaffolding, LLC	2 nd
TK Elevator	1 st

Subcontractor	Tier
Translogic Corporation	1 st
Precision Pipe Corporation	2 nd
Tri-City Electric Co, Inc	1 st
Electric Power Systems	1 st
Triple M Roofing Corp.	1 st
U.S. Smoke and Fire	1 st
Wal-Mark Contracting Group. LLC	1 st

THANK YOU

**Cruise Terminal F Expansion
(Lemartec Corporation)**

LEMARTEC CORPORATION
PROJECT NAME : CRUISE TERMINAL F EXPANSION
PROJECT NO: DB19-SEA-01

CM SBE-C Advisory Board Update
March 2023

Project Team

Kurt Dyer, VP Strategic Operations
786-402-4390; kdyer@lemartec.com

Felix Camacho, Project Director
786-510-4796; fcamacho@lemartec.com

Diego Natale; Project Controls Analyst
954-654-1364; dnatale@lemartec.com

Johanna Diaz; Project Controls Coordinator
786-853-7154; johndiaz@lemartec.com



OVERALL CONTRACT SCOPE OF WORK

NOTICE TO PROCEED DATE : 08/27/2020
END DATE : 10/31/2022

As noted in the Design Criteria Document, the CT F 2.0 program is comprised of three projects.

- Project 1 - Improvements to Cruise Terminal G include upgrades to fire protection to provide a rating consistent with the attached Cruise Terminal F and minor revisions to the Customs Border Protections area.
- Project 2 - Cruise Terminal F (CTF) Expansion and Berthing Re-Alignment comprises the renovation and expansion of the existing multi-level Cruise Terminal F Building and ground transportation areas with Canopies, Provisioning Building and Site Work. Cruise Terminal F work includes structural support and foundation systems, roof structure and roofing systems, ship's provision building, connection to Port Miami roadway and site improvements. The renovations incorporate the existing structure and layout as well as new construction.
- Project 3 - Cruise Terminal D and E Concourse Expansions requires partial demolition of adjacent structures, including exterior walls, support structures, foundation, MEP/FP and life safety systems.



Contract Goals:

Mentorship
0.00 %

SBE-C
8.91%

SBE-G/S
4.0%

PROJECT INFORMATION TO-DATE

<p>Total dollar value of all awarded GMP's (Award Amount):</p> <p>\$120,751,934.94</p>	<p>Total dollar value of Cost of Work:</p> <p>\$107,564,673</p>	<p>Total dollar value contracted to SBE's to- date (all GMP's):</p> <p>\$18,668,488.41</p>
<p>Total dollar value of payment received by Lemartec (Paid Amount):</p> <p>\$ 85,732,042.81</p>	<p>Total number of GMP's (To Lump Sump):</p> <p>2 (A/E & CON)</p>	<p>Total number of SBE's contracted to date (all GMP's):</p> <p>7</p>
<p>Total percentage contracted all SBE's to-date: 100% (Total dollar value contracted to SBE's divided by total dollar value cost of work equals SBE percentage)</p>		

SBE BREAKOUT TO-DATE

Total \$ contracted SBE-C's	Total % contracted SBE-C's	Total \$ paid-to-date SBE-C's	Total % paid-to-date SBE-C's
\$11,731,922.17	11.71%	\$ 11,607,711.44	98.94%
Total \$ contracted SBE-A&E	Total % contracted SBE-A&E	Total \$ paid-to-date SBE-A&E	Total % paid-to-date SBE-A&E
\$ 1,285,565.24	20.22%	\$1,285,565.24	100.00%
Total \$ contracted SBE-Services	Total % contracted SBE-Services	Total \$ paid-to-date SBE-Services	Total % paid-to-date SBE-Services
\$5,651,001.00	5.63%	\$ 5,229,312.16	92.54%

SBE-CONSTRUCTION BREAKDOWN (LIST ALL FIRMS)

Subcontractor	Project	Original Contract Amount with Change Order	Amount Paid to Date
A-1 All Florida Painting	DB19-SEA-01	\$1,295,412.59	\$1,295,412.59
Paradise Awning Corporation	DB19-SEA-01	\$9,148,255.82	\$9,148,255.82
Imperial Flooring	DB19-SEA-01	\$1,288,253.76	\$1,164,043.03

Total \$ contracted
SBE-CON

Total % contracted
SBE-CON

\$ 11,731,922.17

11.71%

Total \$ paid-to-date
SBE-CON

Total % paid-to-date
SBE-CON-

\$11,607,711.44

98.94%

SBE-CONSTRUCTION DEMOGRAPHIC DATA

TOTAL NUMBER OF FIRMS:

#03 Hispanic-owned
(100% of SBE-CON)

#0 African-American owned
(0% OF SBE-CON)

#0 Caucasian owned
(0% OF SBE-CON)

#01 Woman-owned
(9.4% OF SBE-CON)

SBE-A&E BREAKDOWN

Subcontractor	Project	Original Contract Amount with Change Order	Amount Paid to Date
Curtis & Rogers Design Studio, Inc	DBDB19-SEA-01	\$22,500	\$22,500
SDM Consulting Engineers, Inc	DB19-SEA-01	\$1,263,065.24	\$1,263,065.24

Total \$ contracted
SBE-A&Es

\$1,285,565.24

Total % contracted
SBE-A&E's

20.20 %

Total \$ paid-to-date
SBE-A&E's

\$ 1,285,565.24

Total % paid-to-date
SBE-A&E's

100.00%

SBE-A&E DEMOGRAPHIC DATA TOTAL NUMBER OF FIRMS:

#01 Hispanic-owned
(95% of SBE-A&E)

African-American
owned
(0% of SBE-A&E)

#01 Caucasian owned
(5% of SBE-A&E)

#01 Woman-owned
(95% of SBE-A&E)

SBE-SERVICES BREAKDOWN-

Subcontractor	Project	Original Contract Amount with Change Order	Amount Paid to Date
EV Services	DBB19-SEA-01	\$150,000.00	\$142,500
Low Voltage System	DB19-SEA-01	\$5,501,000.00	\$5,086,812.16

Total \$ contracted SBE-SERVICES	Total % contracted SBE-SERVICES	Total \$ paid-to-date SBE-SERVICES	Total % paid-to-date SBE-SERVICES
\$ 5,651,001.00	5.69%	\$5,229,312.16	92.54%

SBE-GOODS & SERVICES DEMOGRAPHIC DATA

TOTAL NUMBER OF FIRMS:

#02 Hispanic-owned
(100% of SBE-G&S)

#0 African-American owned
(0% of SBE-G&S)

#0 Caucasian owned
(0% of SBE-G&S)

Woman-owned
(2.65% of SBE-G&S)

NON-SBE FIRMS BREAKDOWN (LIST ALL FIRMS)

Subcontractor	Project	Original Contract Amount with Change Order (Dollar Amount & Percent Projected to Earn)	Amount Paid to Date (Dollar Earned to Date)	Demographic Data
Alasur	DB19-SEA-01	\$678,400	\$628,235	Caucasian-Owned
Alsina	DB19-SEA-01	\$16,784.58	\$16,784.58	Caucasian-Owned
Atlantic Shutters	DB19-SEA-01	\$16,900	\$16,900	Caucasian-Owned
Audio Visual Innovations, Inc	DB19-SEA-01	1,438,226.84	\$831,511.61	Hispanic-Owned
B&B Rolling Doors	DB19-SEA-01	\$253,331.42	\$253,331.42	Hispanic-Owned
Betances DBA Signarama	DB19-SEA-01	\$393,737.91	\$393,737.91	Hispanic-Owned
BrandSafway	DB19-SEA-01	\$123,693.65	\$122,137.74	Caucasian-Owned
Brazil Construction	DB19-SEA-01	\$246,117.40	\$246,117.40	Hispanic-Owned
Capitol Rental Building	DB19-SEA-01	\$826,214.31	\$826,214.31	Hispanic-Owned

NON-SBE FIRMS BREAKDOWN (LIST ALL FIRMS)

Subcontractor	Project	Original Contract Amount with Change Order (Dollar Amount & Percent Projected to Earn)	Amount Paid to Date (Dollar Earned to Date)	Demographic Data
Chavez SF Interiors	DB19-SEA-01	\$13,823	\$13,823	Hispanic-Owned
Creative Terrazo Systems	DB19-SEA-01	\$166,703	\$166,703	Caucasian-Owned
Decktight Roofing Systems	DB19-SEA-01	\$678,308.22	\$604,784.28	Caucasian-Owned
Demcon Group	DB19-SEA-01	\$2,789,496.91	\$2,618,361.11	Caucasian-Owned
Details City Construction	DB19-SEA-01	\$2,054,758.54	\$2,054,758.54	Hispanic-Owned
Dunn	DB19-SEA-01	\$342,564.85	\$342,564.85	Caucasian-Owned
Fisk Electrical Company	DB19-SEA-01	\$15,339,849.62	\$13,208,314.17	Caucasian-Owned
GPE	DB19-SEA-01	\$4,503,633.13	\$3,954,432.77	Hispanic-Owned
Gomez & Son Fence	DB19-SEA-01	\$235,312	\$145,918.10	Hispanic-Owned

NON-SBE FIRMS BREAKDOWN (LIST ALL FIRMS)

Subcontractor	Project	Original Contract Amount with Change Order (Dollar Amount & Percent Projected to Earn)	Amount Paid to Date (Dollar Earned to Date)	Demographic Data
GWS Pressure Cleaning	DB19-SEA-01	\$7,000	\$7,000	Hispanic-Owned
Hire Quest	DB19-SEA-01	\$705,522.54	\$705,522.54	Caucasian-Owned
Keller North America	DB19-SEA-01	\$1,236,129.78	\$1,236,129.78	Caucasian-Owned
Mr. Glass Doors & Windows	DB19-SEA-01	\$918,124.50	\$811,448.63	Hispanic-Owned
Interior Specialties	DB19-SEA-01	\$36,988.57	\$62,717.40	Hispanic-Owned
Lotspeich	DB19-SEA-01	\$324,123.36	\$323,391.94	Caucasian-Owned
Mardale	DB19-SEA-01	\$78,255	\$54,665.71	Caucasian-Owned
Nagelbush	DB19-SEA-01	\$7,752,805.28	\$7,044,910.49	Caucasian-Owned
Orchidman Landscape	DB19-SEA-01	\$64,638.82	\$64,638.82	Hispanic-Owned

NON-SBE FIRMS BREAKDOWN (CONTINUED)

Subcontractor	Project	Original Contract Amount with Change order (Dollar Amount & Percent Projected to Earn)	Amount Paid to Date (Dollar Earned to Date)	Demographic Data
Pacesetter Personnel Services	DB19-SEA-01	\$2,304.38	\$2,304.38	Caucasian-Owned
Perez and Perez	DB19-SEA-01	\$6,474,880.32	\$6,405,689.43	Hispanic-Owned
Quality Painting	DB19-SEA-01	\$277,926.74	\$248,030.51	Hispanic-Owned
Rock and Dirt	DB19-SEA-01	\$163,975	\$163,975	Caucasian-Owned
Sprinklermatic Fire Protection	DB19-SEA-01	\$2,621,000	\$2,322,257.49	Caucasian-Owned
The Structural Group of SF	DB19-SEA-01	\$2,760,925.95	\$2,760,925.14	Caucasian-Owned
ThyssenKrupp Elevator	DB19-SEA-01	\$1,671,969.60	\$1,631,264.83	Caucasian-Owned
Venur Construction	DB19-SEA-01	\$3,507,931.99	\$3,507,931.99	Hispanic-Owned
ZDI	DB19-SEA-01	\$257,521.86	\$257,521.86	Caucasian-Owned

Total \$ contracted Non-SBE

\$ 52,057,389

Total \$ Paid-To Date Non-SBE

\$ 34,786,182

NON-SBE DEMOGRAPHIC DATA TOTAL NUMBER OF FIRMS:

#12 Hispanic-owned
(57.28% of NON-SBE)

#0 African-American owned
(0% of NON-SBE)

#13 Caucasian owned
(42.72% of NON-SBE)

#0 Woman-owned
(0% of NON-SBE)

DEMOGRAPHIC DATA SBE VS NON-SBE FIRMS:##

SBE FIRMS=TOTAL

#6-Hispanic-Owned
(100%of SBE-CON, SBE-AE and G&S)

#0-African-American-Owned
(0% of SBE-CON, SBE-AE and G&S)

#1-Caucasian-Owned
(0.34% of SBE-CON, SBE-AE, and G&S)

#2-Woman-Owned
(6.88% of SBE-CON, SBE-AE, and G&S)

NON-SBE FIRMS=TOTAL

#12-Hispanic-Owned
(57.28% of Non-SBE)

#0-African-American-Owned
(0% of Non-SBE)

#13-Caucasian-Owned
(42.72% of Non-SBE)

#0-Woman-Owned
(0% of Non-Sbe)

ISSUE/CONCERN WITH SBEs/SBE PROGRAM

- None

THANK YOU

**Design, Build, Finance, Operate, Maintain Civil
and Probate Courthouse
(Plenary Justice Miami LLC)**

MIAMI-DADE COUNTY NEW CIVIL AND PROBATE COURTHOUSE

SBE ADVISORY BOARD MEETING
March 20th, 2023



Project Team

Armando Perez
Estimating Manager
786-734-2539
armando.perez@tutorperini.com

Hank Sturges
Project Manager
561-419-1541
hank.sturges@tutorperini.com

Mark Makary
Senior Vice President
Chief Estimator
978-618-6422
mark.makary@tutorperini.com

Neil Baker
General Superintendent
602-723-6673
neil.baker@tutorperini.com

Overall Contract Scope of Work

Notice to proceed date : January 24, 2020
END DATE : January 22, 2024

- Overall contract scope of work: New courthouse building, 24 stories high. Scope consists of site work, building shell, building envelope, interiors, furniture, fixtures and equipment, mechanical systems, life safety systems, electrical systems, security and access control.
- Structural shell under construction up to Level 16. Rough work for Mechanical and Electrical systems, as well as interior framing, under construction in lower levels.
- The SBE Goal for this project is 13.11% SBE-Construction category only.



PROJECT INFORMATION TO-DATE

Total dollar value of all awarded GMP's (Award Amount): \$262,767,000.00	Total dollar value of Cost of Work: \$174, 566,214.00	Total dollar value contracted or committed to SBE's to-date (all GMP's): \$27,844,555.00
Total dollar value of payment received by Tutor Perini Corporation (Paid Amount) : \$147,645,290.00	Total number of GMP's: 13	Total number of SBE's contracted or committed to date (all GMP's): 9
Total percentage contracted all SBE's to-date: 15.95 %		
(Total dollar value contracted to SBE's divided by total dollar value cost of work equals SBE percentage)		

SBE BREAKOUT TO-DATE

Total \$ contracted SBE-C's \$27,844,555.00	Total % contracted SBE-C's 15.95%	Total \$ paid-to-date SBE-C's \$12,085,825.00	Total % paid-to-date of the commitment to SBE-C's 43.4%
Total \$ contracted SBE-G/S N/A	Total % contracted SBE-G/S N/A	Total \$ paid-to-date SBE-G/S N/A	Total % paid-to-date SBE-G/S N/A
Total \$ contracted Mentor Protégé N/A	Total % contracted Mentor Protégé N/A	Total \$ paid-to-date Mentor Protégé N/A	Total % paid-to-date Mentor Protégé N/A

SBE – CONSTRUCTION BREAKDOWN

Subcontractor	Project	Original Contract Amount with Change Order	Amount Paid to Date	Demographic Data
Titan Construction Group, Inc.	RFP-00953	\$181,130.00	\$181,130.00 (By TPC)	African American
Trojan Builders Inc.	RFP-00953	\$14,600,000.00	\$10,106,045.00	Caucasian
TRU-PROOF INC.	RFP-00953	\$1,000,000.00	\$0.00	Hispanic
Low Voltage Systems, Inc.	RFP-00953	\$2,000,000.00	\$70,000.00 Payments to Low Voltage had been reported in error. Actual payment is for performance and payment bond. No work done as of this date.	Hispanic
Jorin Construction Mgmt	RFP-00953	\$4,550,000.00	\$298,793.86	Hispanic
John Bell Construction	RFP-00953	\$2,995,239.00	\$1,310,143.00	Hispanic
Hodges Erectors	RFP-00953	\$450,000.00	\$0.00	Hispanic
Commercial Interior	RFP-00953	\$2,033,186.00	\$106,714.00	Woman
R&G Engineering	RFP-00953	\$35,000.00	\$13,000.00 (By 3MB)	Hispanic
Total \$ contracted SBE-C's	Total % contracted SBE-C's	Total \$ paid-to-date SBE-C's	Total % paid-to-date of the commitment to SBE-C's (Work Not Started)	
\$27,844,555.00	15.95%	\$12,085,825.86.	43.4%	

6 Hispanic-owned (67% of SBE-C)	1 African-American owned (11% of SBE-C)	1 Caucasian owned (11% of SBE-C)	1 Woman owned (11% of SBE-C)
------------------------------------	--	-------------------------------------	---------------------------------

TOTAL NUMBER OF FIRMS: 9

SBE-CONSTRUCTION DEMOGRAPHIC DATA

NON-SBE FIRMS BREAKDOWN

Subcontractor	Project	Original Contract Amount with Change Order	Amount Paid to Date	Demographic Data
Fisk Electric Company	RFP-00953	Not Available	Not Available	Caucasian
Solution Construction, Inc.	RFP-00953	Not Available	Not Available	Hispanic
Otis Elevator Company	RFP-00953	Not Available	Not Available	Hispanic
Nagelbush Mechanical, Inc.	RFP-00953	Not Available	Not Available	Hispanic
Conti Corporation	RFP-00953	Not Available	Not Available	Caucasian
Sprinklermatic	RFP-00953	Not Available	Not Available	Caucasian
Acousti Engineering Company	RFP-00953	Not Available	Not Available	Caucasian
Malcolm Drilling	RFP-00953	Not Available	Not Available	Caucasian
General Caulking	RFP-00953	Not Available	Not Available	Caucasian
3MB Construction	RFP-00953	Not Available	Not Available	Hispanic
Building Envelope Systems	RFP-00953	Not Available	Not Available	Hispanic
Biscayne Roofing	RFP-00953	Not Available	Not Available	Hispanic
Capform	RFP-00953	Not Available	Not Available	Hispanic
Non-SBE Total:		Not Available	Not Available	

Total \$ contracted Non-SBE	Total % contracted Non-SBE	Total \$ paid-to-date Non-SBE	Total % paid-to-date Non-SBE
\$ Not Available	% Not Available	\$ Not Available	% Not Available

10 Hispanic-owned (77% of Non-SBE)	0 African-American owned (0% of Non-SBE)	3 Caucasian owned (23% of Non-SBE)	0 Woman owned (0% of Non-SBE)
---------------------------------------	---	---------------------------------------	----------------------------------

TOTAL NUMBER OF FIRMS: 13

NON-SBE DEMOGRAPHIC DATA

ISSUE/CONCERN WITH SBES/SBE PROGRAM

- NONE

THANK YOU



**Grove Central Mixed-Use
(Juneau Construction)**

GROVE CENTRAL MIXED-USE



GROVE CENTRAL MIXED USE PROJECT NO. GROVE CENTRAL – 07.14.2020

CM SBE-C Advisory Board Update March 2023



Project Team

Miguel Rotalde, Project Director
305-610-2577; mrotalde@juneaucc.com

Gabriela Matheus, Sr. Project Manager
305-509-9028; gmatheus@juneaucc.com

Alexis Basulto, Sr. Project Administrator
305-438-7666; abasulto@juneaucc.com

**OVERALL CONTRACT
SCOPE OF WORK
NOTICE TO PROCEED DATE : 6/16/2021
END DATE : 8/10/2023**

- New 23-Story Residential Tower (402 Units)
- New Parking Deck with Retail Space



Contract Goals:

Mentorship
0.00 %

SBE-C + SBE -G/S
11.69%

PROJECT INFORMATION TO-DATE

Total dollar value of all awarded GMP's (Award Amount): \$123,971,553.00	Total dollar value of Cost of Work: \$123,971,553.00	Total dollar value contracted to SBE's to- date (all GMP's): \$15,608,350.03
Total dollar value of payment received by GRP Grove Metro Station, LLC (Paid Amount) : \$116,982,162.76	Total number of GMP's: 1	Total number of SBE's contracted to date (all GMP's): 1

Total percentage contracted all SBE's to-date: **12.59 %***
 (Total dollar value contracted to SBE's divided by total dollar value cost of work equals SBE percentage)

SBE BREAKOUT TO-DATE

Total \$ contracted SBE-C's	Total % contracted SBE-C's	Total \$ paid-to-date SBE-C's	Total % paid-to-date SBE-C's
\$15,088,350.03	12.17%	\$14,119,312.74	95.27%
Total \$ contracted SBE-G/S	Total % contracted SBE-G/S	Total \$ paid-to-date SBE-G/S	Total % paid-to-date SBE-G/S
\$520,000.00	0.42%	\$255,411.57	49.12%
Total \$ contracted Mentor Protégé	Total % contracted Mentor Protégé	Total \$ paid-to-date Mentor Protégé	Total % paid-to-date Mentor Protégé
N/A	N/A	N/A	N/A

SBE-CONSTRUCTION BREAKDOWN (LIST ALL FIRMS)

Subcontractor	Project	Original Contract Amount with Change Order	Amount Paid to Date	Demographic Data
Trojan Builders, Inc.		\$10,837,850.03	\$10,312,279.86	Caucasian/Male
Jorin Construction Management Company		\$1,208,000.00	\$3,506,652.00	Hispanic American/Male
Trintec Construction, Inc		\$410,000.00		Non-Minority Women
Integrity Controls and Test & Balance, Inc		\$232,500.00		Hispanic American/Male
Arbor Electrical		\$2,400,000.00	\$300,380.88	African American/Female

SBE-CONSTRUCTION BREAKDOWN (LIST ALL FIRMS)*

Subcontractor	Project	Original Contract Amount with Change Order	Amount Paid to Date	Demographic Data

Total \$ contracted SBE-C's	Total % contracted SBE-C's	Total \$ paid-to-date SBE-C's	Total % paid-to-date SBE-C's
\$ 15,088,350.03	12.17 %*	\$ 14,119,312.74*	95.27%*

*Pending additional confirmation from Prime Subcontractors to verify payments to date to newly added SBE-Con Firms.

SBE-CONSTRUCTION DEMOGRAPHIC DATA

TOTAL NUMBER OF FIRMS: 5

2 Hispanic-owned
(1.16% of SBE-C)

1 African-American owned
(1.94% of SBE-C)

1 Caucasian owned
(8.74% of SBE-C)

2 Woman-owned
(2.27% of SBE-C)

SBE-GOODS & SERVICES BREAKDOWN (LIST ALL FIRMS)

Subcontractor	Project	Original Contract Amount with Change Order	Amount Paid to Date	Demographic Data
A&B Pipe and Supply, Inc		\$520,000.00	\$255,411.57	Hispanic American/Male

Total \$ contracted SBE-G/S's	Total % contracted SBE-G/S's	Total \$ paid-to-date SBE-G/S's	Total % paid-to-date SBE-G/S's
\$ 520,000.00	0.42 %	\$255,411.57	49.12%

SBE-GOODS & SERVICES DEMOGRAPHIC DATA

TOTAL NUMBER OF FIRMS: 1

1 Hispanic-owned
(0.42% of SBE-G/S)

0 African-American owned
(0.00% of SBE-G/S)

1 Caucasian owned
(8.74% of SBE-G/S)

0 Woman-owned
(0.00% of SBE-G/S)

ISSUE/CONCERN WITH SBEs/SBE PROGRAM

- None

THANK YOU

MSC Cruise Terminal (Fincantieri Infrastructure Florida)

FINCANTIERI INFRASTRUCTURE FLORIDA, INC.
PROJECT NAME : MSC CRUISE TERMINAL
PROJECT NO: 2017-001.01

CM SBE-C Advisory Board Update
March 2023



Compliance Team

Dylan Wallace
(239-595-7436)
dylan.wallace@fl.fcinfrastructure.com

Paolo Osgnach
paolo.osgnach@fl.fcinfrastructure.com

Roberto Curcuruto
roberto.curcuruto@fl.fcinfrastructure.com

OVERALL CONTRACT SCOPE OF WORK

NOTICE TO PROCEED DATE : 09/01/2021
END DATE : 03/15/2024

As noted in the Project Worksheet, the project is comprised of:

A design-build project for a shared multi-vessel cruise terminal and parking garage complex to service three (3) cruise vessels simultaneously with a total capacity of up to 18,000 cruise passengers. The Project will also include the development of two new cruise berths (Berths 8 and 9) consisting of a new bulkhead wall system, mooring and wind bollards, fenders, supporting runways for four passenger boarding bridges, provisioning facilities to support Berths 8 and 9, and other site and waterside improvements and connection to PortMiami roadways.



Contract Goals:

SBE-A/E
14%

SBE-C
10.01%

SBE-G/S
2.2%

PROJECT INFORMATION TO-DATE

<p>Total value of all awarded GMP's (Award Amount):</p> <ul style="list-style-type: none"> • Design build contract: €171,747,139.97 • Supply of Goods contract: €178,252,864.03 (SoG not eligible for SBE per project worksheet) 	<p>Total dollar value of Cost of Work:</p> <p>\$193,069,413</p>	<p>Total dollar value contracted to SBE's to date (all GMP's):</p> <p>\$28,188,441</p>
<p>Total value of payment received by Fincantieri (Paid Amount):</p> <p>€63,011,096.94</p>	<p>Total number of GMP's (To Lump Sump):</p> <p>30</p>	<p>Total number of SBE's contracted to date (all GMP's):</p> <p>11</p>

Total percentage contracted all SBE's to-date: **19.4%**

(Total dollar value contracted to SBE's divided by total dollar value cost of work equals SBE percentage)

SBE BREAKOUT TO-DATE

Total \$ contracted SBE-C's	Total % contracted SBE-C's	Total \$ paid-to-date SBE-C's	Total % paid-to-date SBE-C's
\$29,376,547.90	15.22%	\$ 7,849,595.09	26.70%
Total \$ contracted SBE-A&E	Total % contracted SBE-A&E	Total \$ paid-to-date SBE-A&E	Total % paid-to-date SBE-A&E
\$ 1,901,115.00	14.59%	\$835,931.54	43.97%
Total \$ contracted SBE-Services	Total % contracted SBE-Services	Total \$ paid-to-date SBE-Services	Total % paid-to-date SBE-Services
\$6,267,300.00	3.6%	\$1,259,101.25	20.01%

SBE-CONSTRUCTION BREAKDOWN (LIST ALL FIRMS)

Subcontractor	Project	Original Contract Amount with Change Order	Amount Paid to Date
Atlantic Coast Drilling Inc.	2017.001.01	\$524,205.00	\$475,205.02
Building Bridges Roadway Group, LLC	2017.001.01	\$440,000.00	\$359,000.00
Trojan Builders Inc.	2017.001.01	\$2,906,835.00	\$1,927,483.20
Quality Construction Performance, Inc.	2017.001.01	\$18,982,007.94	\$4,916,906.87

SBE-CONSTRUCTION BREAKDOWN (LIST ALL FIRMS)- CONTINUED

Subcontractor	Project	Original Contract Amount with Change Order	Amount Paid to Date
Gryphon, Construction Services, Inc.	2017.001.01	\$1,543,500.00	\$171,000.00
Security Innovative Solutions	2017.001.01	\$5,000,000.00*	\$0.00

Total \$ contracted
SBE-CON

\$29,396,547.9

Total % contracted
SBE-CON

15.22%

Total \$ paid-to-date
SBE-CON

\$7,849,595.09

Total % paid-to-date
SBE-CON-

26.70%

* Final value to subject to change pending contract closing

SBE-CONSTRUCTION DEMOGRAPHIC DATA

TOTAL NUMBER OF FIRMS: #7

#5 Hispanic-owned
(60.5% of SBE-CON)

#1 African-American owned
(14.52% OF SBE-CON)

#1 Caucasian owned
(24.97% OF SBE-CON)

#0 Woman-owned
(0% OF SBE-CON)

SBE-A&E BREAKDOWN

Subcontractor	Project	Original Contract Amount with Change Order	Amount Paid to Date
Botas Engineering, Inc.	2017.001.01	\$332,800.00	\$295,945.00
GCES Engineering Services, LLC	2017.001.01	\$1,303,315.00	\$377,412.79
TWR Engineers, Inc.	2017.001.01	\$265,000.00	\$162,573.75

Total \$ contracted
SBE-A&Es

\$ 1,901,115.00

Total % contracted
SBE-A&E's

14.59%

Total \$ paid-to-date
SBE-A&E's

\$ 835,931.54

Total % paid-to-date
SBE-A&E's

43.97%

SBE-A&E DEMOGRAPHIC DATA TOTAL NUMBER OF FIRMS: #3

#2 Hispanic-owned
(86.06% of SBE-A&E)

#1 Women owned
(17.5% of SBE-A&E)

#0 Caucasian owned
(0% of SBE-A&E)

#1 Asian-owned
(13.94% of SBE-A&E)

SBE-GOOD & SERVICES BREAKDOWN

Subcontractor	Project	Original Contract Amount with Change Order	Amount Paid to Date
Tom Graboski Associates, Inc.	2017.001.01	\$ 267,300.00	\$240,800.00
Paradise	2017.001.01	\$ 6,000,000.00	\$1,018,301.25

Total \$ contracted
SBE-SERVICES

\$6,267,300.00

Total % contracted
SBE-SERVICES

3.6%

Total \$ paid-to-date
SBE-SERVICES

\$1,259,101.25

Total % paid-to-date
SBE-SERVICES

20.01%

SBE-GOODS & SERVICES DEMOGRAPHIC DATA

TOTAL NUMBER OF FIRMS: #2

#1 Hispanic-owned
(92.06% of SBE-G&S)

#0 African-American owned
(0% of SBE-G&S)

#1 Caucasian owned
(7.94% of SBE-G&S)

#1 Woman-owned
(92.06% of SBE-G&S)

DEMOGRAPHIC DATA SBE #12

SBE FIRMS=TOTAL

#8-Hispanic-Owned
(66.63% of SBE-CON, SBE-AE and G&S)

#1-African-American-Owned
(11.49% of SBE-CON, SBE-AE and G&S)

#2-Caucasian-Owned
(20.83% of SBE-CON, SBE-AE, and G&S)

#1-Asian-Owned
(1.04% of SBE-CON, SBE-AE, and G&S)

#2-Woman-Owned
(13.57% of SBE-CON, SBE-AE, and G&S)

ISSUE/CONCERN WITH SBES/SBE PROGRAM

- None

THANK YOU

**S-889 CD 2.15(1) Plant 2 Cluster 1 Digester
Upgrades**

S-897 SDWWTP Digester & Control BLD

S-909 CDWWTP Plant 2 Cluster 2 Digester

S-884 & S-888 Design build Thickening Sludge

**S-922CD 1.05.2 Effluent PS Electria
(Poole & Kent Company of Florida)**

MIAMI-DADE WATER AND SEWER DEPARTMENT
CD 2.15(1) PLANT 2 CLUSTER 1 DIGESTER UPGRADES
CONTRACT S-889

Project Team

Brian MacClugage
Executive Vice President
305-325-1930
brianm@pkflorida.com

Wendy Campbell
Vice President of Project Administration &
Marketing
305-325-1930
wendyc@pkflorida.com

Oscar Galindo
Project Manager
305-325-1930
oscarg@pkflorida.com

SBE-Construction Advisory Board Update
December 1, 2022 – January 31, 2023

OVERALL CONTRACT SCOPE OF WORK

The overall scope of this Consent Decree project at Central District WWTP includes, but is not limited to, the replacement of all existing equipment, valves, piping; and appurtenances; electrical panels, conduits, cables, and lighting; instrumentation and controls; building mechanical; doors, windows and louvers within the digester Control Building and inside Digester Tank Nos. 1, 2, and 4; new digester covers for Digester Tank Nos. 1,2, and 4; new valve vault for Digester Cluster 1, replacement of all digester header yard piping beyond the valve vault which connects the Plant 2 Digester Clusters (including sanitary, hot water supply, hot water return, thickened sludge, and digester gas yard piping beyond valve vault); extension of the existing Electrical Room at the Control Building; structural repairs to and recoating of Control Building and Digester Tank Nos. 1, 2, and 4; and demolition of existing electrical substation buildings in order to construct two new electrical substation buildings.

- NOTICE TO PROCEED DATE: 10/31/2016
- END DATE: 06/18/2021

Contract Goals:

SBE-C
10.10%

SBE-G/S
1.80%

PROJECT INFORMATION TO-DATE

<p>Award Amount, including CO #2:</p> <p>\$26,411,043.21</p>	<p>Total dollar value contracted to SBE-C to-date:</p> <p>\$2,836,560.98</p>	<p>Total dollar value contracted to SBE-G to-date:</p> <p>\$746,018.76</p>
<p>Total dollar value of payment received by Miami-Dade County (Paid Amount) :</p> <p>\$23,932,355.08</p>	<p>Total number of SBE-C contracted to-date:</p> <p>2</p>	<p>Total number of SBE-G contracted to-date:</p> <p>1</p>

Total percentage contracted all SBEs to-date: **13.56%**
 (Total dollar value contracted to SBE's divided by total dollar value cost of work equals SBE percentage)



**MIAMI-DADE WATER AND SEWER DEPARTMENT
CD 1.07 SDWWTP DIGESTERS & CONTROL BUILDING
UPGRADES, ACID PHASE AND SUBSTATION 7 & 8
CONTRACT S-897**

**SBE-Construction Advisory Board Update
December 1, 2022 – January 31, 2023**

Project Team

Brian MacClugage
Executive Vice President
305-325-1930
brianm@pkflorida.com

Wendy Campbell
Vice President of Project Administration &
Marketing
305-325-1930
wendyc@pkflorida.com

Kevin Smith
Vice President
305-325-1930
kevins@pkflorida.com

OVERALL CONTRACT SCOPE OF WORK

The overall scope of this Consent Decree project at South District WWTP includes, but is not limited to, the complete rehabilitation and repair of Clusters 1 and 2 including replacement of all existing equipment, valves, piping and appurtenances, electrical panels, conduits, cables, lighting, instrumentation and controls, building mechanical, architectural doors, windows, and louvers within Clusters 1 and 2 Control Building and inside Digester Tank Nos. 1 through 8; new digester floating covers for Digester Tank Nos. 1 through 8; extension of the existing Electrical Room at Clusters 1 and 2 Control Building; structural repairs to and recoating of Control Building and Digester Tank Nos. 1 through 8; new hot water piping loop from existing Cogeneration building to Clusters 1, 2, 3 and new hot water supply system within the existing Cogeneration Building; new digester gas flares, new digester gas, thickened sludge, digested sludge, utility water, potable water, and cooling water supply/return yard piping, valves, vaults, and appurtenances between the existing Sludge Concentrators, Digesters Clusters 1, 2, 3, and Cogeneration Buildings; including demolition of existing yard piping, valves, and appurtenances and support and relocation of existing utilities; demolition of all electrical equipment inside existing Substation No. 7 and 8 Building; the construction of a new Substations No. 7 and No. 8 Building, including related site civil, architectural, structural, building mechanical, electrical, and instrumentation and controls; new electrical and instrumentation and control ductbanks conduit and cabling between new and existing facilities. This project includes construction of a new Acid Phase digester complex. This includes the construction of four (4) digester tanks, a control building, and an electrical building, including related site civil, architectural and structural, process mechanical systems, building mechanical, electrical and instrumentation and controls, painting and protective coatings; gas piping; new yard piping valves, vaults, and appurtenances to the Acid Phase Digester Complex, and support and relocation of existing utilities.

- NOTICE TO PROCEED DATE:
08/08/2018
- END DATE: 01/08/2024

Contract Goals:

SBE-C
10.24%

SBE-G/S
0.86%

PROJECT INFORMATION TO-DATE

<p>Award Amount:</p> <p>\$93,361,000</p>	<p>Total dollar value contracted to SBE-C to-date:</p> <p>\$9,761,501.00</p>	<p>Total dollar value contracted to SBE-G to-date:</p> <p>\$907,906.68</p>
<p>Total dollar value of payment received by Miami-Dade County (Paid Amount) :</p> <p>\$69,289,919.11</p>	<p>Total number of SBE-C contracted to-date:</p> <p>1</p>	<p>Total number of SBE-G contracted to-date:</p> <p>1</p>

Total percentage contracted all SBE's to-date: **11.43%**
 (Total dollar value contracted to SBE's divided by total dollar value cost of work equals SBE percentage)

SBE BREAKOUT TO-DATE

<p>Total \$ contracted SBE-C firms</p> <p>\$9,761,501.00</p>	<p>Total % contracted SBE-C firms</p> <p>10.46%</p>	<p>Total \$ paid-to-date SBE-C firms</p> <p>\$8,447,742.86</p>	<p>Total % paid-to-date SBE-C firms</p> <p>9.05%</p>
<p>Total \$ contracted SBE-G firms</p> <p>\$907,906.68</p>	<p>Total % contracted SBE-G firms</p> <p>0.97%</p>	<p>Total \$ paid-to-date SBE-G firms</p> <p>\$907,906.68</p>	<p>Total % paid-to-date SBE-G firms</p> <p>0.97%</p>

SBE-CONSTRUCTION BREAKDOWN

Subcontractor	Project	Original Contract Amount with Change Order	Amount Paid to Date	Demographic Data
Eli's Mechanical Corp.	S-897	\$9,761,501 (10.46%)	\$8,447,742.86 (9.05%)	Hispanic / Male

Total \$ contracted SBE-C	Total % contracted SBE-C	Total \$ paid-to-date SBE-C	Total % paid-to-date SBE-C
\$9,761,501.00	10.46%	\$8,447,742.86	9.05%

SBE-CONSTRUCTION DEMOGRAPHIC DATA

TOTAL NUMBER OF FIRMS: 1

1 Hispanic-owned
(10.46% of SBE-C)

0 African-American owned
(0% of SBE-C)

0 Caucasian owned
(0% of SBE-C)

0 Woman-owned
(0% of SBE-C)

SBE-GOODS BREAKDOWN

Subcontractor	Project	Original Contract Amount with Change Order	Amount Paid to Date	Demographic Data
Corcel Corp.	S-897	\$907,906.68 (0.97%)	\$907,906.68 (0.97%)	Hispanic / Male

Total \$ contracted
SBE-Gs

\$907,906.68

Total % contracted
SBE-Gs

0.97%

Total \$ paid-to-date
SBE-Gs

\$907,906.68

Total % paid-to-date
SBE-Gs

0.97%

SBE-GOODS DEMOGRAPHIC DATA

TOTAL NUMBER OF FIRMS: 1

1 Hispanic-owned
(0.97% of SBE-G&S)

0 African-American owned
(0% of SBE-G&S)

0 Caucasian owned
(0% of SBE-G&S)

0 Woman-owned
(0% of SBE-G&S)

ISSUE/CONCERN WITH SBEs/SBE PROGRAM

- None at this time

Thank You!



**MIAMI-DADE WATER AND SEWER DEPARTMENT
CD 1.07 SDWWTP DIGESTERS & CONTROL BUILDING
UPGRADES, ACID PHASE AND SUBSTATION 7 & 8
CONTRACT S-897**

**SBE-Construction Advisory Board Update
December 1, 2022 – January 31, 2023**

Project Team

Brian MacClugage
Executive Vice President
305-325-1930
brianm@pkflorida.com

Wendy Campbell
Vice President of Project Administration &
Marketing
305-325-1930
wendyc@pkflorida.com

Kevin Smith
Vice President
305-325-1930
kevins@pkflorida.com

OVERALL CONTRACT SCOPE OF WORK

The overall scope of this Consent Decree project at South District WWTP includes, but is not limited to, the complete rehabilitation and repair of Clusters 1 and 2 including replacement of all existing equipment, valves, piping and appurtenances, electrical panels, conduits, cables, lighting, instrumentation and controls, building mechanical, architectural doors, windows, and louvers within Clusters 1 and 2 Control Building and inside Digester Tank Nos. 1 through 8; new digester floating covers for Digester Tank Nos. 1 through 8; extension of the existing Electrical Room at Clusters 1 and 2 Control Building; structural repairs to and recoating of Control Building and Digester Tank Nos. 1 through 8; new hot water piping loop from existing Cogeneration building to Clusters 1, 2, 3 and new hot water supply system within the existing Cogeneration Building; new digester gas flares, new digester gas, thickened sludge, digested sludge, utility water, potable water, and cooling water supply/return yard piping, valves, vaults, and appurtenances between the existing Sludge Concentrators, Digesters Clusters 1, 2, 3, and Cogeneration Buildings; including demolition of existing yard piping, valves, and appurtenances and support and relocation of existing utilities; demolition of all electrical equipment inside existing Substation No. 7 and 8 Building; the construction of a new Substations No. 7 and No. 8 Building, including related site civil, architectural, structural, building mechanical, electrical, and instrumentation and controls; new electrical and instrumentation and control ductbanks conduit and cabling between new and existing facilities. This project includes construction of a new Acid Phase digester complex. This includes the construction of four (4) digester tanks, a control building, and an electrical building, including related site civil, architectural and structural, process mechanical systems, building mechanical, electrical and instrumentation and controls, painting and protective coatings; gas piping; new yard piping valves, vaults, and appurtenances to the Acid Phase Digester Complex, and support and relocation of existing utilities.

- NOTICE TO PROCEED DATE:
08/08/2018
- END DATE: 01/08/2024

Contract Goals:

SBE-C
10.24%

SBE-G/S
0.86%

PROJECT INFORMATION TO-DATE

<p>Award Amount:</p> <p>\$93,361,000</p>	<p>Total dollar value contracted to SBE-C to-date:</p> <p>\$9,761,501.00</p>	<p>Total dollar value contracted to SBE-G to-date:</p> <p>\$907,906.68</p>
<p>Total dollar value of payment received by Miami-Dade County (Paid Amount) :</p> <p>\$69,289,919.11</p>	<p>Total number of SBE-C contracted to-date:</p> <p>1</p>	<p>Total number of SBE-G contracted to-date:</p> <p>1</p>

Total percentage contracted all SBE's to-date: **11.43%**
(Total dollar value contracted to SBE's divided by total dollar value cost of work equals SBE percentage)

SBE BREAKOUT TO-DATE

<p>Total \$ contracted SBE-C firms</p> <p>\$9,761,501.00</p>	<p>Total % contracted SBE-C firms</p> <p>10.46%</p>	<p>Total \$ paid-to-date SBE-C firms</p> <p>\$8,447,742.86</p>	<p>Total % paid-to-date SBE-C firms</p> <p>9.05%</p>
<p>Total \$ contracted SBE-G firms</p> <p>\$907,906.68</p>	<p>Total % contracted SBE-G firms</p> <p>0.97%</p>	<p>Total \$ paid-to-date SBE-G firms</p> <p>\$907,906.68</p>	<p>Total % paid-to-date SBE-G firms</p> <p>0.97%</p>

SBE-CONSTRUCTION BREAKDOWN

Subcontractor	Project	Original Contract Amount with Change Order	Amount Paid to Date	Demographic Data
Eli's Mechanical Corp.	S-897	\$9,761,501 (10.46%)	\$8,447,742.86 (9.05%)	Hispanic / Male

Total \$ contracted SBE-C	Total % contracted SBE-C	Total \$ paid-to-date SBE-C	Total % paid-to-date SBE-C
\$9,761,501.00	10.46%	\$8,447,742.86	9.05%

SBE-CONSTRUCTION DEMOGRAPHIC DATA

TOTAL NUMBER OF FIRMS: 1

1 Hispanic-owned
(10.46% of SBE-C)

0 African-American owned
(0% of SBE-C)

0 Caucasian owned
(0% of SBE-C)

0 Woman-owned
(0% of SBE-C)

SBE-GOODS BREAKDOWN

Subcontractor	Project	Original Contract Amount with Change Order	Amount Paid to Date	Demographic Data
Corcel Corp.	S-897	\$907,906.68 (0.97%)	\$907,906.68 (0.97%)	Hispanic / Male

Total \$ contracted
SBE-Gs

\$907,906.68

Total % contracted
SBE-Gs

0.97%

Total \$ paid-to-date
SBE-Gs

\$907,906.68

Total % paid-to-date
SBE-Gs

0.97%

SBE-GOODS DEMOGRAPHIC DATA

TOTAL NUMBER OF FIRMS: 1

1 Hispanic-owned
(0.97% of SBE-G&S)

0 African-American owned
(0% of SBE-G&S)

0 Caucasian owned
(0% of SBE-G&S)

0 Woman-owned
(0% of SBE-G&S)

ISSUE/CONCERN WITH SBEs/SBE PROGRAM

- None at this time

Thank You!

MIAMI-DADE WATER AND SEWER DEPARTMENT
CD 2.15(2) PLANT 2 CLUSTER 2 DIGESTER UPGRADES
CONTRACT S-909

Project Team

Brian MacClugage
Executive Vice President
305-325-1930
brianm@pkflorida.com

Wendy Campbell
Vice President of Project Administration &
Marketing
305-325-1930
wendyc@pkflorida.com

Oscar Galindo
Project Manager
305-325-1930
oscarg@pkflorida.com

SBE-Construction Advisory Board Update
December 1, 2022 – January 31, 2023

OVERALL CONTRACT SCOPE OF WORK

The overall scope of this Consent Decree project at Central District WWTP includes, but is not limited to, the replacement of all existing equipment, valves, piping; and appurtenances; electrical panels, conduits, cables, and lighting; instrumentation and controls; building mechanical; and architectural doors, windows, and louvers within the Digester Cluster Control Building No. 2 and inside Digester Tank Nos. 5, 6, 7, and 8; new digester covers for Digester Tank Nos. 5, 6, 7, and 8; new valve vault for Digester Cluster 2, replacement of all digester header yard piping beyond the valve vault which connects the Plant 2 Digester Clusters (including sanitary, hot water supply, hot water return, thickened sludge, and digester gas yard piping beyond valve vault); extension of the existing Electrical Room at the Control Building; structural repairs to and recoating of Control Building and Digester Tank Nos. 5, 6, 7, and 8.

- NOTICE TO PROCEED DATE: 07/10/2018
- END DATE: 07/23/2022

Contract Goals:

SBE-C
10.43%

SBE-G/S
2.71%

PROJECT INFORMATION TO-DATE

<p>Award Amount:</p> <p>\$29,227,440</p>	<p>Total dollar value contracted to SBE-C to-date:</p> <p>\$3,555,219</p>	<p>Total dollar value contracted to SBE-G to-date:</p> <p>\$954,978.52</p>
<p>Total dollar value of payment received by Miami-Dade County (Paid Amount) :</p> <p>\$26,957,753.69</p>	<p>Total number of SBE-C contracted to-date:</p> <p>3</p>	<p>Total number of SBE-G contracted to-date:</p> <p>1</p>

Total percentage contracted all SBE's to-date: **15.24%**
 (Total dollar value contracted to SBE's divided by total dollar value cost of work equals SBE percentage)

SBE BREAKOUT TO-DATE

<p>Total \$ contracted SBE-C firms</p> <p>\$4,263,347.20</p>	<p>Total % contracted SBE-C firms</p> <p>14.59%</p>	<p>Total \$ paid-to-date SBE-C firms</p> <p>\$3,975,865.25</p>	<p>Total % paid-to-date SBE-C firms</p> <p>13.60%</p>
<p>Total \$ contracted SBE-G firms</p> <p>\$954,978.52</p>	<p>Total % contracted SBE-G firms</p> <p>3.27%</p>	<p>Total \$ paid-to-date SBE-G firms</p> <p>\$898,608.40</p>	<p>Total % paid-to-date SBE-G firms</p> <p>3.07%</p>

SBE-CONSTRUCTION BREAKDOWN

Subcontractor	Project	Original Contract Amount with Change Order	Amount Paid to Date	Demographic Data
Eli's Mechanical Corp.	S-909	\$3,096,019 (10.59%)	\$2,881,084 (9.86%)	Hispanic / Male
Sunshine State Air Conditioning	S-909	\$459,200 (1.57%)	\$434,815 (1.49%)	Hispanic / Male
Transamerica Construction Company	S-909	\$708,201.32 (2.42%)	\$659,966.25 (2.26%)	Hispanic / Male

Total \$ contracted SBE-C	Total % contracted SBE-C	Total \$ paid-to-date SBE-C	Total % paid-to-date SBE-C
\$4,263,347.20	14.59%	\$3,975,865.25	13.60%

SBE-CONSTRUCTION DEMOGRAPHIC DATA

TOTAL NUMBER OF FIRMS: 3

3 Hispanic-owned
(14.59% of SBE-C)

0 African-American owned
(0% of SBE-C)

0 Caucasian owned
(0% of SBE-C)

0 Woman-owned
(0% of SBE-C)

SBE-GOODS BREAKDOWN

Subcontractor	Project	Original Contract Amount with Change Order	Amount Paid to Date	Demographic Data
Corcel Corp.	S-909	\$954,978.52 (3.27%)	\$898,608.40 (3.07%)	Hispanic / Male

Total \$ contracted
SBE-Gs

\$954,978.52

Total % contracted
SBE-Gs

3.27%

Total \$ paid-to-date
SBE-Gs

\$898,608.40

Total % paid-to-date
SBE-Gs

3.07%

SBE-GOODS DEMOGRAPHIC DATA

TOTAL NUMBER OF FIRMS: 1

1 Hispanic-owned
(3.07% of SBE-G&S)

0 African-American owned
(0% of SBE-G&S)

0 Caucasian owned
(0% of SBE-G&S)

0 Woman-owned
(0% of SBE-G&S)

ISSUE/CONCERN WITH SBEs/SBE PROGRAM

- None at this time.

Thank you!



MIAMI-DADE WATER AND SEWER DEPARTMENT DESIGN-BUILD SERVICES FOR THE CONSTRUCTION OF SOUTH DISTRICT WWTP AND CENTRAL DISTRICT WWTP SLUDGE THICKENING & DEWATERING BUILDINGS CONTRACT S-884 & S-888

SBE-Construction Advisory Board Update
December 1, 2022 – January 31, 2023

Project Team

Brian MacClugage
Executive Vice President
305-325-1930
brianm@pkflorida.com

Wendy Campbell
Vice President of Project Administration &
Marketing
305-325-1930
wendyc@pkflorida.com

Kevin Smith
Vice President
305-325-1930
kevins@pkflorida.com



OVERALL CONTRACT SCOPE OF WORK

The overall scope of this Consent Decree project is to provide all resources and professional services to perform the planning, engineering design, coordination with Water and Sewer Operations, permitting, construction, furnishing of all materials, fabrication and installation, labor and equipment necessary for the construction of all civil/site, process mechanical, architectural, structural, electrical, instrumentation, plumbing, Heat Ventilation Air Conditioning (HVAC), fire protection, odor control components and all other necessary components to facilitate successful design, construction and commissioning of the new Sludge Thickening and Dewatering Building located at South District WWTP and the new Dewatering/Thickening Facilities located at Central District WWTP.

- NOTICE TO PROCEED DATE: 07/06/2020
- END DATE: 07/10/2024

Contract Goals:

SBE-C
9.43%

SBE-G
2.00%

PROJECT INFORMATION TO-DATE

<p>Award Amount:</p> <p>\$195,555,440.00 (Design - \$16,341,600 / Construction - \$179,213,840)</p>	<p>Total dollar value contracted to SBE-C to-date:</p> <p>\$20,914,877.74</p>	<p>Total dollar value contracted to SBE-G to-date:</p> <p>\$4,013,656.33</p>
<p>Total dollar value of payment received by Miami-Dade County (Paid Amount) :</p> <p>\$155,671,871.99</p>	<p>Total number of SBE-C contracted to-date:</p> <p>4</p>	<p>Total number of SBE-G contracted to-date:</p> <p>2</p>
<p>Total percentage contracted all SBEs to-date: 13.91% (Total dollar value contracted to SBE's divided by total dollar value cost of work equals SBE percentage)</p>		

SBE BREAKOUT TO-DATE

Total \$ contracted SBE-C firms	Total % contracted SBE-C firms	Total \$ paid-to-date SBE-C firms	Total % paid-to-date SBE-C firms
\$20,914,877.74	11.67%	\$17,801,879.69	9.93%

Total \$ contracted SBE-G firms	Total % contracted SBE-G firms	Total \$ paid-to-date SBE-G firms	Total % paid-to-date SBE-G firms
\$4,013,656.33	2.24%	\$3,108,394.52	1.73%

SBE-CONSTRUCTION BREAKDOWN

Subcontractor	Project	Original Contract Amount with Change Order	Amount Paid to Date	Demographic Data
Eli's Mechanical Corp.	S-884 / S-888	\$7,204,651.00 (4.02%)	\$6,644,532.43 (3.71%)	Hispanic / Male
Dodec, Inc.	S-884 / S-888	\$6,555,496.00 (3.66%)	\$5,813,628.00 (3.24%)	African American / Male
Mar's Contractors, Inc.	S-884 / S-888	\$1,771,248.74 (0.99%)	\$1,581,060.71 (0.88%)	African American / Female
Sunshine State Air Conditioning	S-884 / S-888	\$5,383,482.00 (3.00%)	\$3,762,658.55 (2.10%)	Hispanic / Male

Total \$ contracted SBE-C	Total % contracted SBE-C	Total \$ paid-to-date SBE-C	Total % paid-to-date SBE-C
\$20,914,877.74	11.67%	\$17,801,879.69	9.93%

SBE-CONSTRUCTION DEMOGRAPHIC DATA

TOTAL NUMBER OF FIRMS: 4

2 Hispanic-owned
(7.02% of SBE-C)

2 African American-owned
(4.65% of SBE-C)

0 Caucasian-owned
(0% of SBE-C)

1 Woman-owned
(0.99% of SBE-C)

SBE-GOODS BREAKDOWN

Subcontractor	Project	Original Contract Amount with Change Order	Amount Paid to Date	Demographic Data
Corcel Corp.	S-884 / S-888	\$3,068,163.06 (1.71%)	\$2,472,303.34 (1.38%)	Hispanic / Male
Lehman Pipe and Supply	S-884 / S-888	\$945,493.27 (0.53%)	\$636,091.18 (0.35%)	Caucasian / Female

Total \$ contracted
SBE-G

\$4,013,656.33

Total % contracted
SBE-G

2.24%

Total \$ paid-to-date
SBE-G

\$3,108,394.52

Total % paid-to-date
SBE-G

1.73%

SBE-GOODS DEMOGRAPHIC DATA

TOTAL NUMBER OF FIRMS: 2

1 Hispanic-owned
(1.71% of SBE-G&S)

0 African American-owned
(0% of SBE-G&S)

1 Caucasian-owned
(0.53% of SBE-G&S)

1 Woman-owned
(0.53% of SBE-G&S)

ISSUE/CONCERN WITH SBEs/SBE PROGRAM

- None at this time.

Thank you!

**MIAMI-DADE WATER AND SEWER DEPARTMENT
CD 1.05(2) EFFLUENT PUMP STATION ELECTRICAL
IMPROVEMENTS FOR PUMPS 1 THROUGH 6
CONTRACT S-922**

SBE-Construction Advisory Board Update
December 1, 2022 – January 31, 2023

Project Team

Brian MacClugage
Executive Vice President
305-325-1930
brianm@pkflorida.com

Wendy Campbell
Vice President of Project Administration &
Marketing
305-325-1930
wendyc@pkflorida.com

Stephen Polk II
Senior Project Manager
305-325-1930
stephenpii@pkflorida.com

OVERALL CONTRACT SCOPE OF WORK

The overall scope of this Consent Decree project at South District WWTP includes, but is not limited to, electrical improvements at the Effluent Pump Station 1. The referenced pump station consists of twelve (12) vertical turbine pumps which pump treated effluent from the plant to the injection wells onsite. The electrical improvements include replacing the motors for existing Effluent Pumps 1 through 6 with new 900 horsepower motors, and the construction of a new two-story electrical building which will house all new electrical switchgear, transformers, motor control centers, variable frequency drives, and other electrical & control equipment for pump station operation.

- NOTICE TO PROCEED DATE:
10/03/2019
- END DATE: 07/20/2022

Contract Goals:

SBE-C
8.62%

SBE-G/S
3.03%

PROJECT INFORMATION TO-DATE

<p>Award Amount, including CO #1:</p> <p>\$25,917,344</p>	<p>Total dollar value contracted to SBE-C to-date:</p> <p>\$2,565,427.46</p>	<p>Total dollar value contracted to SBE-G to-date:</p> <p>\$846,968.80</p>
<p>Total dollar value of payment received by Miami-Dade County (Paid Amount) :</p> <p>\$24,804,985.20</p>	<p>Total number of SBE-C contracted to-date:</p> <p>2</p>	<p>Total number of SBE-G contracted to-date:</p> <p>1</p>

Total percentage contracted all SBE's to-date: **13.17%**
(Total dollar value contracted to SBE's divided by total dollar value cost of work equals SBE percentage)

SBE BREAKOUT TO-DATE

Total \$ contracted SBE-C firms	Total % contracted SBE-C firms	Total \$ paid-to-date SBE-C firms	Total % paid-to-date SBE-C firms
\$2,565,427.46	9.90%	\$2,565,427.46	9.90%
Total \$ contracted SBE-G firms	Total % contracted SBE-G firms	Total \$ paid-to-date SBE-G firms	Total % paid-to-date SBE-G firms
\$846,968.80	3.27%	\$846,968.80	3.27%

SBE-CONSTRUCTION BREAKDOWN

Subcontractor	Project	Contract Amount for SBE-C Utilization Plan	Amount Paid to Date	Demographic Data
Sunshine State Air Conditioning	S-922	\$518,346.88 (2.00%)	\$518,346.88 (2.00%)	Hispanic / Male
Transamerica Construction Company	S-922	\$2,047,808.58 (7.90%)	\$2,047,808.58 (7.90%)	Hispanic / Male

Total \$ contracted SBE-C	Total % contracted SBE-C	Total \$ paid-to-date SBE-C	Total % paid-to-date SBE-C
\$2,565,427.46	9.90%	\$2,565,427.46	9.90%

SBE-CONSTRUCTION DEMOGRAPHIC DATA TOTAL NUMBER OF FIRMS: 2

1 Hispanic-owned
(9.90% of SBE-C)

0 African-American owned
(0% of SBE-C)

0 Caucasian owned
(0% of SBE-C)

0 Woman-owned
(0% of SBE-C)

SBE-GOODS BREAKDOWN

Subcontractor	Project	Original Contract Amount with Change Order	Amount Paid to Date	Demographic Data
Corcel Corp.	S-922	\$846,968.80 (3.27%)	\$846,968.80 (3.27%)	Hispanic / Male

Total \$ contracted
SBE-Gs

\$846,968.80

Total % contracted
SBE-Gs

3.27%

Total \$ paid-to-date
SBE-Gs

\$846,968.80

Total % paid-to-date
SBE-Gs

3.27%

SBE-GOODS DEMOGRAPHIC DATA

TOTAL NUMBER OF FIRMS: 1

1 Hispanic-owned
(3.27% of SBE-G&S)

0 African American-owned
(0% of SBE-G&S)

0 Caucasian-owned
(0% of SBE-G&S)

0 Woman-owned
(0% of SBE-G&S)

ISSUE/CONCERN WITH SBEs/SBE PROGRAM

- None at this time.

Thank You!