

**SMALL BUSINESS ENTERPRISE
GOODS AND SERVICES
ADVISORY BOARD**

March 16, 2023

**Miami-Dade County
Small Business Enterprise Goods and Services Advisory Board Meeting
Thursday, March 16, 2023 @10:30 a.m.**

Board Members

Stephen P. Clark Center, 111 N.W. 1st Street,
19th Floor Conference Room

Public Virtual Meeting Zoom URL:

<https://miamidade.live/SBE-GoodsServicesBoard>

Webinar ID: 917 5751 5924

AGENDA

- I. Welcome/Introductions (15 min)**
- II. Old Business (10 min)**
 - a. Approve - Meeting minutes**
 - i. Goods and Services Advisory Board – January 19, 2023, Meeting Minutes
 - ii. Goods and Services Subcommittee Minutes – February 7, 2023
 - iii. Goods and Services Subcommittee Minutes – February 21, 2023
- III. SBD Section Reports (40 min)**
 - a. Business Outreach and Education Report – Carlos Ansuarez (SBD Section Manager)**
 - b. Certification Report – Jeanise Cummings-Labossiere (SBD Section Chief)**
 - c. Utilization Report– Rossi Siewnarine (SBD Section Chief)**
- IV. New Business (20 min)**
 - a. Request for future agenda items**
- V. Reasonable opportunity for the public to be heard before County Boards (Sec. 2-11.39.3) (3 min)**
- VI. Adjournment (2 min)**

TABLE OF CONTENTS

AGENDA

JANUARY 19, 2023, MEETING MINUTES	1
FEBRUARY 7, 2023, SUBCOMMITTEE MEETING MINUTES	2
FEBRUARY 21, 2023, SUBCOMMITTEE MEETING MINUTES	3
BUSINESS OUTREACH AND EDUCATION REPORT	4
CERTIFICATION REPORT	5
UTILIZATION REPORT	6

JANUARY 19, 2023, MEETING MINUTES

Miami-Dade County
Small Business Enterprise – Goods and Services
Advisory Board Meeting
January 19, 2023, Meeting Minutes

Start Time: 10:56 AM
 End Time: 01:02 PM

8 – Appointed
 5 – Quorum
 (E)=Excused (U) = Unexcused

<u>Members Present (5)</u>	<u>Members Absent (3)</u>
Darryl Holsendolph – Chairman	Carmen Baker (E)
Makeba Gasant	Adrian Jimenez (U)
Michaeljohn Anthony Green	Maria Molina (E)
John A. Ramirez	
Daniel Ribero	

Staff Present & Online: Gary T. Hartfield (SBD Division Director), Rossi Siewnarine (SBD Section Chief), Jeanise Cummings-Labossiere (SBD Section Chief), Laurie Johnson (SBD Section Chief), Lawanda Wright-Robinson (SBD Section Chief), Michou Jean (SBD Section Manager), Alecia Anderson(SBD Section Manager) , Courtney Anderson (SBD), Luis Guardia (SBD), Jacob Mills (SBD)

I. Welcome/ Introductions

Courtney Anderson (SBD) called the Goods and Services Advisory Board meeting to order at 10:56 am, five (5) members were present.

II. SBD Section Reports

a. Business Outreach & Education – Lawanda Wright-Robinson (SBD Section Chief)

- i. Ms. Wright-Robinson presented the report for the period of November 1, 2022, to November 30, 2022.
- ii. Ms. Wright-Robinson provided an update on the upcoming events for Black History Month. She requested the board to help SBD "bridge the gap by referring small businesses to SBD and/or inviting SBD staff to speak at their organizations events. This way everyone is assisting with spreading the knowledge of Miami-Dade County SBE Program.
- iii. Mr. Holsendolph suggested creating a calendar with all upcoming events. Staff advised that all events are posted on our Business Workforce Management System (BMWS) in addition to our county website. Moving forward staff will forward all event fliers to the board members.
- iv. Ms. Wright-Robinson also advised staff of a Cultural Arts Showcase occurring on February 22, 2023. She advised if they know any black-owned businesses (non-food related) that would like to be showcased then please let staff know. Mr. Holsendolph questioned why food trucks aren't allowed. She advised that the venue does not allow food vendors. He added, generally speaking, that there is so much growth in the food truck business. There are so many concessions opportunities that Food truck vendors do not know about. He expressed his concerns about the lack of education. Ms. Wright-Robinson agreed that there is

Miami-Dade County
Small Business Enterprise – Goods and Services
Advisory Board Meeting
January 19, 2023, Meeting Minutes

huge growth within the food growth business, she advised that it is a challenge sometimes to get people in the food truck industry to believe in working with the Miami-Dade County until they hear testimonies from others.

- v. Mr. Holsendolph asked about SBD's marketing efforts. Mr. Siewnarine stated that SBD is in the process of doing a solicitation, but in that process anything dealing with marketing and branding must go through the communications department. SBD is working with Communications to achieve marketing goals.
- vi. Michou Jean updated the board members with the new reporting periods. This will provide firms with more time to get the information needed for their report. This meeting only reported one month (November 2022). After this meeting, the reporting period will become two months (December 2022 and January 2023). This will allow staff to gather reports and sent the agendas out to the boards in timely manner. Final agenda's will now be sent at least 2 weeks in advance.

b. Certification – Jeanise Cummings-Labossiere (SBD Section Chief)

- i. Jeanise Cummings-Labossiere presented the report for the reporting period of November 1, 2022, to November 30, 2022.
- ii. 2 (two) Firms graduated, and 1 (one) firm was denied.
- iii. Mr. Ramirez would like staff to include the time from when the firm became certified to the point of graduation.

c. Utilization – Rossi Siewnarine (SBD Section Chief)

- i. Mr. Siewnarine presented the report for the period of November 1, 2022, to November 30, 2022.
- ii. Mr. Holsendolph raised concerns about the numbers declining in the report. Mr. Siewnarine provided clarity that Goods and Services numbers are reported as awards and not as payments.
- iii. Mr. Green asked how can there be more money paid on the report than awarded? Mr. Siewnarine stated because the county has multiyear contracts.
- iv. The board would like the raw data for the report moving forward.
- v. The board would like the breakdown of the Year-to-Date Utilization report to continue. They do not prefer the grouping of data over years.

III. Old Business

a. Approve – Meeting Minutes

b. Approve – 2023 Meeting dates

c. Approve – 2023 Subcommittee dates

Goods and Services Advisory Board – January 19, 2023, Meeting Minutes

Makeba motioned to approve the meeting minutes, 2023 meeting dates, and the first date of the 2023 subcommittee meeting dates. John Ramirez seconded the motion (Approved 5-0).

Miami-Dade County
Small Business Enterprise – Goods and Services
Advisory Board Meeting
January 19, 2023, Meeting Minutes

IV. New Business

a. Jackson Health System

- i. Ms. Romano will put together a report similar to the report provided by SBD and submit it at the next meeting.
- ii. Mr. Green inquired if Jackson has a definition of SBE? Ms. Romano stated that Jackson is an entity of Miami-Dade County, so they follow the SBE requirements. She added that Jackson does utilize a different system so report will not be exact, but similar information will be provided.

b. County-wide outreach in conjunction with each Count Commissioner

- i. Ms. Gassant proposed a plan to create a County-wide Outreach event.
- ii. Mr. Green stated that his team would be happy to help with this outreach plan.
- iii. The subcommittee will focus on this topic.

c. Discuss Goods and Services Subcommittee next steps

- i. The first topic of the Subcommittee will be “County-wide Outreach and engagement”.
- ii. The Board nominated Makeba Gassant for the Chair and John Ramirez as the Co-Chair (Approved 5-0)

d. Request for future agenda items

- i. Provide raw data for utilization report.

V. Reasonable opportunity for the public to be heard before County Boards (Sec. 2-11.39.3)

- i. Ralph Jimenez thanked the members of the board for their hard work and participation.

VI. Adjournment

- i. The meeting was adjourned at 1:02 PM.

FEBRUARY 7, 2023, SUBCOMMITTEE
MEETING MINUTES

Miami-Dade County
Small Business Enterprise – Goods and Services Subcommittee
Advisory Board Meeting
February 7, 2023 Meeting Minutes

Start Time: 3:40 PM

End Time: 5:16 PM

8 – Appointed

5 – Quorum

(E) =Excused (U) = Unexcused

<u>Members Present (5)</u>	<u>Members Absent (3)</u>
Makeba Gassant- Chair	Carmen Baker (E)
Michaeljohn Anthony Green	Adrian Jimenez (U)
Darryl Holsendolph	Daniel Ribero (E)
Maria Molina	
John A. Ramirez	

I. Welcome/Introductions

- i. Michou Jean (SBD) started the meeting at 3:40 pm. Chairwoman Makeba Gassant welcomed members and allowed everyone to introduce themselves.

II. Discussion

a. Subcommittee Schedule

- i. The subcommittee will meet bi-weekly on Tuesday from 3:00 PM until 4:30 PM via zoom.

b. Countywide Outreach

- i. Mr. Holsendolph inquired about the county’s take on small business and the culture change that is required. He added that some financial institutions value the small businesses while small businesses are still trying to get the government to see their value. Mr. Green stated that the Mayors Value based procurement is fully focused on valuing small businesses. There may be difficulty to ensure that all departments are aware of programs established to benefit small businesses. He added that there should be an accountability factor to ensure that all departments are focused on finding small businesses in Miami-Dade County to receive contracts and opportunities.
- ii. Ms. Gassant stated that there is work to be done internally. Accountability is a huge factor that needs to be created and implemented.
- iii. The subcommittee discussed holding departments accountable and recommended creating a dashboard that shows departments who are not meeting the local SBE program goals.
- iv. Michaeljohn Green suggested the board to write a letter to Mayor Levine Cava regarding their concerns. Ms. Gassant will draft this letter and provide it to the board for their review. In addition, board member Michaeljohn will write a draft underwriting proposal regarding their ideas.

c. SBE Advisory Board Collective Meeting Review

- i. Ms. Gassant updated the subcommittee on the Collective advisory board meeting that occurred on February 6, 2023. Ms. Gassant stated that the group addressed the prompt payment issue. During the meeting it was clear that there is an agenda being worked on for prompt payment matters across the board the collective board questioned what distinguishes small businesses in this Prompt Payment Policy.

Miami-Dade County
Small Business Enterprise – Goods and Services Subcommittee
Advisory Board Meeting
February 7, 2023 Meeting Minutes

Currently there is nothing that sets small businesses aside to give them priority. It was suggested to create a procedure that allows SBE's to be prioritized.

- ii. The subcommittee discussed the 1% prompt payment penalty briefly. Ms. Molina stated that although this 1% penalty is already included in contracts, but due to prime-sub situations, many times the 1% payment stays with the prime. She states that this subject should be brought up at the next Collective Advisory Board meeting.
- iii. The board requested more information on the legislation that is in place regarding the 1% prompt payment penalty. Ms. Jean shared the section of the code regarding this request. The board questioned whether firms really invoice the county if they are late. Staff advised that the data is not accessible. Mr. Holsendolph recommended an automatic system. He believes that the vendor should not have to bill the County or their prime. He advised reporting a prime for late payment may cause unwanted issues.
- iv. Mr. Holsendolph stated that one of his biggest concerns is the amount of money that is leaving Miami-Dade County. The subcommittee would like will bring up increasing opportunity to the collective advisory board meeting to make it more of a priority.
- v. Ms. Maria would like staff to send her the Legislation regarding the 1% prompt payment penalty.
- vi. Ms. Gassant inquired about the recommendations that were made by the Goods and Services Task force. She added that the recommendations from the Task force went before the board of county commissioners , got approved, but they don't know the outcome. They would like to know if the recommendations have been implemented. Mr. Holsendolph stated after passing recommendations, he would like a commitment from staff to get recommendations implemented.
- vii. Accountability, marketing, awareness about 1% prompt payment penalty, and prioritizing SBE's in the prompt payment process should be brought forward to the Collective Advisory board.

III. Discuss Future Agenda Items and Information Requests

- i. Countywide Outreach
- ii. Share Legislation regarding 1% prompt payment penalty.
- iii. Move meeting time to 3:00 PM until 4:30 PM.

IV. Reasonable opportunity for the public to be heard before County Boards (Sec. 2-11.39.3)

- i. No speakers.

V. Adjournment

- i. The meeting was adjourned at 5:16 PM.

**FEBRUARY 21, 2023, SUBCOMMITTEE
MEETING MINUTES**

Miami-Dade County
Small Business Enterprise – Goods and Services Subcommittee
Advisory Board Meeting
February 21, 2023 Meeting Minutes

Start Time: 3:08 PM

End Time: 4:13 PM

8 – Appointed

5 – Quorum

(E)=Excused (U) = Unexcused

<u>Members Present (6)</u>	<u>Members Absent (2)</u>
Makeba Gassant– Chair	Adrian Jimenez (U)
Carmen Baker	Daniel Ribero (U)
Michaeljohn Anthony Green	
Darryl Holsendolph	
Maria Molina	
John A. Ramirez	

I. Welcome/Introductions

- i. Michou Jean (SBD) started the meeting at 3:08 pm. Chairwoman Makeba Gassant welcomed members and allowed everyone to introduce themselves.

II. Discussion

a. Countywide Outreach

- i. Ms. Gassant presented the idea of a Countywide Outreach. She mentioned that she would like to go district by district, and partner with each commissioner as well as Small Business Development to host events that would bring awareness to various opportunities in Miami-Dade County. These events will focus solely on an outreach to bring in Miami-Dade based businesses. She was able to speak to a couple of commissioners and they loved the idea and look forward to hearing more.
- ii. Mr. Green is working to provide the requested reports from the board. He added that documents should be presented to the Mayor with sufficient data showing no prompt payment being made.
- iii. Mr. Holsendolph added that in addition to prompt payment, he would like to discuss the amount of money leaving Miami-Dade County. He would like this topic presented to the Collective Advisory Board meeting.
- iv. Ms. Gassant asked for feedback regarding creating a recommendation on a post award meeting. This would include selecting a timeframe to speak to an awardee and advising them of point of contact, what is expected, and how to submit an invoice. Mr. Ramirez advised that he liked the idea of this recommendation.
- v. Mr. Holsendolph stated that it is their duty to ensure that the goals and recommendations of the Goods and Services Advisory Board do not get lost within the Collective Advisory Board. He also inquired on how the subcommittees ideas can reach the implementation stage.
- vi. Mr. Holsendolph expressed his concerns regarding the efforts and attendance from Department leaders. The board members volunteer their time monthly to appear for meetings and it should be the same for every department leader. Having everyone present during each meeting will help increase productivity.
- vii. Ms. Jean stated that there will be representatives from the mayor’s office, the County Attorney’s office, and other departments at the Collective Advisory Board meeting.

Miami-Dade County
Small Business Enterprise – Goods and Services Subcommittee
Advisory Board Meeting
February 21, 2023 Meeting Minutes

III. Discuss Future Agenda Items and Information Requests

- i. Countywide Outreach

IV. Reasonable opportunity for the public to be heard before County Boards (Sec. 2-11.39.3)

- i. No speakers.

V. Adjournment

- i. The meeting was adjourned at 4:13 PM.

**G&S BUSINESS OUTREACH AND EDUCATION
REPORT**

Internal Services Department
Small Business Development (SBD)
Small Business Enterprise – Goods & Services
Business Outreach and Education Section
December 1, 2022 to January 31, 2023

		Total for Period	YTD Total
Activity	Assistance Provided to Small Business Enterprise- Goods & Services Program		
1	Certification Assistance	103	200
2	Needs Assessment Meetings (NAMS)	7	29
3	Technical Assistance	466	232
4	Payment Issues	5	22
4.1	Payment Issues Related Dollars	\$1,176,269	\$1,404,088
5	Prompt Payment Issues	0	1
5.1	Prompt Payment Related Dollars	0	\$78,164
6	Contract Issues (Non-dollar related)	2	6
7	Contact with SBE-Goods & Services Firms (emails highlighting contract opportunities)	1,552	3,972

		Total for Period	YTD Total
Activity	Training, Education and Outreach Activities		
1	Small Business Development (sponsored) Workshops and Forums	2	3
1.1	Number of Attendants	80	129
2	Partnership Workshops & Forums	4	9
2.1	Number of Firms (with whom contact was made)	333	484
Activity	Technical Training & Development Workshops		
3			
3.1	n/a		

G&S CERTIFICATION REPORT

Certification Type: SBE-GS
PERIOD: Dec 1, 2022 to Jan. 31, 2023

			Total Amount	African American	Caucasian	Hispanic	Asian	Native American	Other		Female	Male	Total Amount
	Total Certified SBE-GS as of 1/31/23		1368	260	156	917	22	0	13		420	948	1368
		New	3 year Recert										
1	Approved Applications (New & Recertification)	12	11	23									
2	Graduated			0									
3	Denied			0									

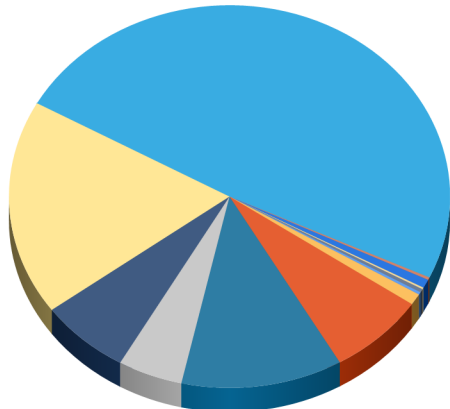
This is a race and gender neutral program. This report is for informational purpose only.

Certified Directory - Ethnicity & Gender Summary

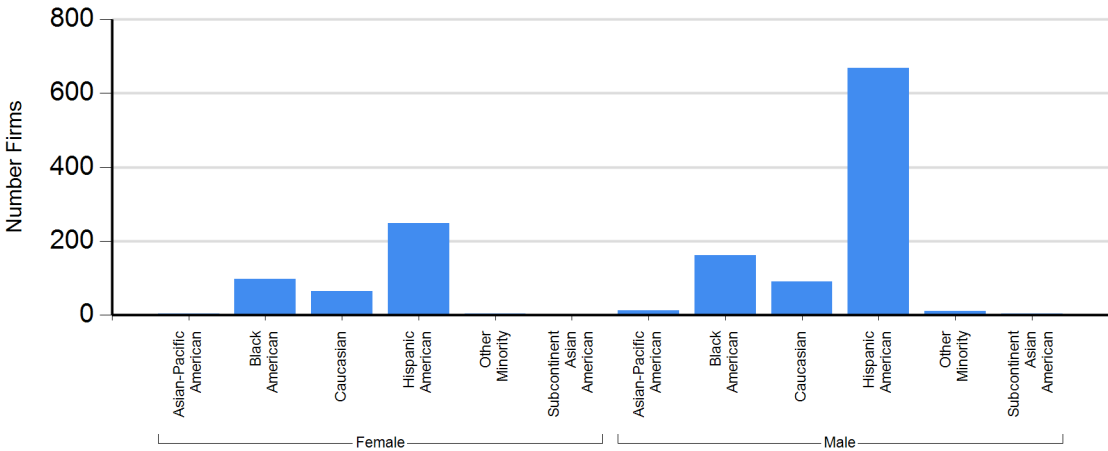
Ethnicity & Gender Summary

Ethnicity	Gender	Number Firms	Percent of Total
Asian-Pacific American	Female	3	0.22%
Asian-Pacific American	Male	13	0.95%
Black American	Female	98	7.16%
Black American	Male	162	11.84%
Caucasian	Female	65	4.75%
Caucasian	Male	91	6.65%
Hispanic American	Female	249	18.20%
Hispanic American	Male	668	48.83%
Other Minority	Female	3	0.22%
Other Minority	Male	10	0.73%
Subcontinent Asian American	Female	2	0.15%
Subcontinent Asian American	Male	4	0.29%
Total Firms		1368	

Certified Directory - Ethnicity & Gender Summary



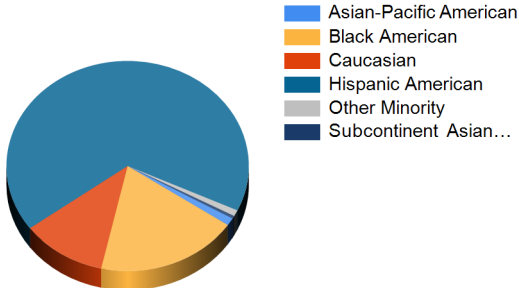
- Asian-Pacific American - Female
- Asian-Pacific American - Male
- Black American - Female
- Black American - Male
- Caucasian - Female
- Caucasian - Male
- Hispanic American - Female
- Hispanic American - Male
- Other Minority - Female
- Other Minority - Male
- Subcontinent Asian American - Female
- Subcontinent Asian American - Male



Certified Directory - Ethnicity & Gender Summary

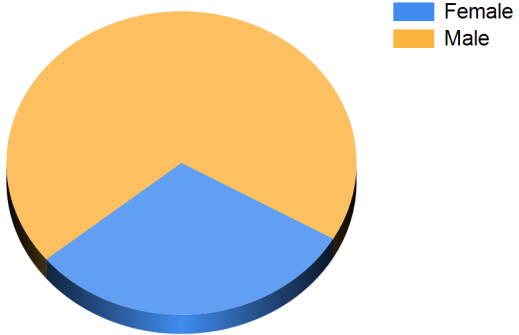
Ethnicity Summary

Ethnicity	Number Firms	Percent of Total
Asian-Pacific American	16	1.17%
Black American	260	19.01%
Caucasian	156	11.40%
Hispanic American	917	67.03%
Other Minority	13	0.95%
Subcontinent Asian American	6	0.44%
Total Firms	1368	

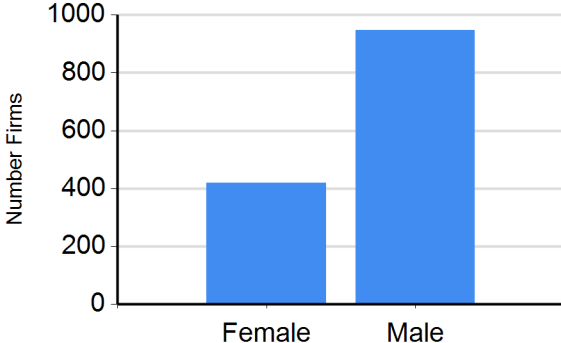
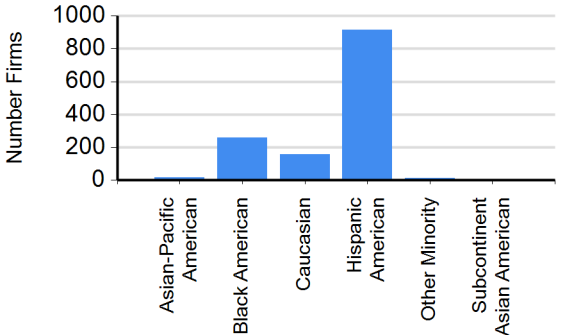


Gender Summary

Gender	Number Firms	Percent of Total
Female	420	30.70%
Male	948	69.30%
Total Firms	1368	



Certified Directory - Ethnicity & Gender Summary



G&S UTILIZATION REPORT

Miami-Dade County Small Business Enterprise (SBE) Goods & Services Program

CONTRACTS AWARDED																											
Reporting Period: 12/1/22 to 1/31/23																											
Contract Type	SBE GOALS/MEASURES						NO SBE GOALS/MEASURES						TOTAL (SBE + NO SBE GOALS/MEASURES)														
	SBE		NON-SBE		TOTAL		SBE		NON-SBE		TOTAL		SBE		NON-SBE		TOTAL										
1. Goods and Services					-			0%	139,502,853		100%		139,502,853		100%		-		0%	139,502,853		100%		139,502,853		100%	
2. Procurement					-								-		0%		-		0%		-		-		-		0%
3. Accessed Contracts					-								-		0%		-		0%		-		-		-		0%
4. Invitation to Bid					-								-		0%		-		0%		-		-		-		0%
5. RFP/RFQ					-								-		0%		-		0%		-		-		-		0%
6. Bid Waiver					-								-		0%		-		0%		-		-		-		0%
7. Purchase Order					-								-		0%		-		0%		-		-		-		0%
TOTAL					-	0%		-	139,502,853		100%		139,502,853		100%		-		0%	139,502,853		100%		139,502,853		100%	

CONTRACTS PAID																			
Reporting Period: 12/1/22 to 1/31/23																			
Contract Type	SBE GOALS/MEASURES						NO SBE GOALS/MEASURES						TOTAL (SBE + NO SBE GOALS/MEASURES)						
	SBE		NON-SBE		TOTAL		SBE		NON-SBE		TOTAL		SBE		NON-SBE		TOTAL		
1. Goods and Services	881,594	15%	4,918,162	85%	5,799,756	100%	10,012,364	5%	182,704,409	95%	192,716,773	100%	10,893,958	5%	187,622,571	95%	198,516,529	100%	
2. Procurement					-	0%							-		0%		-		0%
2. Accessed Contracts					-	0%							-		0%		-		0%
4. Invitation to Bid					-	0%							-		0%		-		0%
5. RFP/RFQ					-	0%							-		0%		-		0%
6. Bid Waiver					-	0%							-		0%		-		0%
7. Purchase Order					-	0%							-		0%		-		0%
TOTAL	881,594	15%	4,918,162	85%	5,799,756	100%	10,012,364	5%	182,704,409	95%	192,716,773	100%	10,893,958	5%	187,622,571	95%	198,516,529	100%	

CONTRACTS AWARDED DEMOGRAPHICS																										
Reporting Period: 12/1/22 to 1/31/23																										
Ethnicity Type	SBE GOALS/MEASURES						NO SBE GOALS/MEASURES						TOTAL (SBE + NO SBE GOALS/MEASURES)													
	Male		Female		Unknown		TOTAL		Male		Female		Unknown		TOTAL		Male		Female		Unknown		TOTAL			
1. Asian Pacific American					-									-		0%		-		-		-		-		0%
2. Black American					-									-		0%		-		-		-		-		0%
3. Caucasian					-									-		0%		-		-		-		-		0%
4. Hispanic American					-									-		0%		-		-		-		-		0%
5. Native American					-									-		0%		-		-		-		-		0%
6. Other Minority					-									-		0%		-		-		-		-		0%
7. Subcontinent Asian American					-									-		0%		-		-		-		-		0%
8. Unknown					-			0%		0%	139,502,853	100%	139,502,853	100%		-		0%	139,502,853	100%	139,502,853	100%	139,502,853	100%		
TOTAL					-	0%		-	139,502,853	100%	139,502,853	100%		-		0%		-	139,502,853	100%	139,502,853	100%	139,502,853	100%		

CONTRACTS PAID DEMOGRAPHICS																										
Reporting Period: 12/1/22 to 1/31/23																										
Ethnicity Type	SBE GOALS/MEASURES						NO SBE GOALS/MEASURES						TOTAL (SBE + NO SBE GOALS/MEASURES)													
	Male		Female		Unknown		TOTAL		Male		Female		Unknown		TOTAL		Male		Female		Unknown		TOTAL			
1. Asian Pacific American	216,485	100%		0%		0%	216,485	4%	138,842	44%	177,673	56%		0%	316,515	0%	355,327	67%	177,673	33%		0%	533,000	0%		
2. Black American	111,610	70%	47,071	30%		0%	158,681	3%	1,956,754	74%	681,167	26%		0%	2,637,921	1%	2,068,364	74%	728,238	26%		0%	2,796,602	1%		
3. Caucasian	2,121,374	78%	602,577	22%		0%	2,723,951	47%	152,015,216	96%	6,294,921	4%		0%	158,310,137	82%	154,136,590	96%	6,897,498	4%		0%	161,034,088	81%		
4. Hispanic American	1,544,745	75%	506,428	25%		0%	2,051,173	35%	13,080,905	74%	4,631,963	26%	71,450	0%	17,784,318	9%	14,625,650	74%	5,138,391	26%	71,450	0%	19,835,491	10%		
5. Native American					-	0%	1,344,339	100%			6,735	0%		0%	1,351,074	1%	1,344,339	100%	6,735	0%		0%	1,351,074	1%		
6. Other Minority					-	0%	1,777,097	35%	202,448	4%	3,098,381	61%		0%	5,077,926	3%	1,777,097	35%	202,448	4%	3,098,381	61%		0%	5,077,926	3%
7. Subcontinent Asian American					-	0%	584,681	96%	24,157	4%		0%		0%	608,838	0%	584,681	96%	24,157	4%		0%	608,838	0%		
8. Unknown		0%	649,466	100%		0%	649,466	11%	54,995	1%	8,855	0%	6,566,194	99%	6,630,044	3%	54,995	1%	658,321	9%	6,566,194	90%	7,279,510	4%		
TOTAL	3,994,214	69%	1,805,542	31%		0%	5,799,756	100%	170,952,829	89%	12,027,919	6%	9,736,025	5%	192,716,773	100%	174,947,043	88%	13,833,461	7%	9,736,025	5%	198,516,529	100%		

NOTES

- ¹As a result of two landmark cases (Engineering Contractors Association v. Metropolitan Dade County and Hershell Gill Consulting Engineers, Inc. v. Miami-Dade County) Miami-Dade County's three Small Business Enterprise (SBE) programs in Construction, A&E, and Goods and Services are race and gender neutral.
- ²The capturing of demographic data is based on voluntary information provided and or entered by prime and sub-contractors.
- ³Payments reported may be from contracts awarded outside the reporting period.
- ⁴It is important to note that the health of Goods and Services (G&S) contracts/awards should be identified by Contracts Paid instead of Contracts Awarded. This is due to the way G&S contracts are created in the County's Financial System. Prior to the County's new ERP system (April 2021) when pool contracts are created, the allocation amount is captured in one lumpsum and does not identify each individual award and to whom it was awarded. However, BMWs does capture who was paid and if they were an SBE or Non-SBE. We are working with the development team to see if G&S awards and payments can be better aligned and may change in the future.
- ⁵The exclusion of non-compete contract awards and payment data became effective July 2022. However, at the request of the Board, they would like to see everything. It was advised to the Board that it should be important to note that there will be contracts that will skew SBE data (ie: fuel, vehicle purchases, S8 vouchers, Headstart program, MDC employee health benefits, Microsoft software, etc.)

Miami-Dade County Small Business Enterprise (SBE) Goods & Services Program

CONTRACTS AWARDED ANNUAL REPORTING: 2019-2021							CONTRACTS AWARDED ANNUAL REPORTING: 2022						CONTRACTS AWARDED ANNUAL REPORTING: 2023								
TOTAL (SBE + NO SBE GOALS/MEASURES)							TOTAL (SBE + NO SBE GOALS/MEASURES)						TOTAL (SBE + NO SBE GOALS/MEASURES)								
Contract Type	SBE		NON-SBE		TOTAL		SBE		NON-SBE		TOTAL		SBE		NON-SBE		TOTAL				
1. Goods and Services	401,511,920	20%	1,641,240,671	80%	2,042,752,591		100%	111,491,200	21%	410,466,900	79%	521,958,100		100%	-	0%	43,623,001	100%	43,623,001		100%
2. Procurement	-		-		-		0%					-		0%					-		0%
3. Accessed Contracts	-		-		-		0%					-		0%					-		0%
4. Invitation to Bid	-		-		-		0%					-		0%					-		0%
5. RFP/RFQ	-		-		-		0%					-		0%					-		0%
6. Bid Waiver	-		-		-		0%					-		0%					-		0%
7. Purchase Order	-		-		-		0%					-		0%					-		0%
TOTAL	401,511,920	20%	1,641,240,671	80%	2,042,752,591		100%	111,491,200	21%	410,466,900	79%	521,958,100		100%	-	0%	43,623,001	100%	43,623,001		100%

CONTRACTS PAID ANNUAL REPORTING: 2019-2021							CONTRACTS PAID ANNUAL REPORTING: 2022						CONTRACTS PAID ANNUAL REPORTING: 2023								
TOTAL (SBE + NO SBE GOALS/MEASURES)							TOTAL (SBE + NO SBE GOALS/MEASURES)						TOTAL (SBE + NO SBE GOALS/MEASURES)								
Contract Type	SBE		NON-SBE		TOTAL		SBE		NON-SBE		TOTAL		SBE		NON-SBE		TOTAL				
1. Goods and Services	226,880,862	10%	2,137,864,014	90%	2,364,744,876		100%	135,851,924	12%	1,035,937,186	88%	1,171,789,110		100%	-	0%	535,297	100%	535,297		100%
2. Procurement	-		-		-		0%					-		0%					-		0%
3. Resolution	-		-		-		0%					-		0%					-		0%
4. Accessed Contracts	-		-		-		0%					-		0%					-		0%
5. Invitation to Bid	-		-		-		0%					-		0%					-		0%
6. RFP/RFQ	-		-		-		0%					-		0%					-		0%
7. Maintenance	-		-		-		0%					-		0%					-		0%
8. Bid Waiver	-		-		-		0%					-		0%					-		0%
9. Purchase Order	-		-		-		0%					-		0%					-		0%
TOTAL	226,880,862	10%	2,137,864,014	90%	2,364,744,876		100%	135,851,924	12%	1,035,937,186	88%	1,171,789,110		100%	-	0%	535,297	100%	535,297		100%

CONTRACTS AWARDED DEMOGRAPHICS ANNUAL REPORTING: 2019-2021							CONTRACTS AWARDED DEMOGRAPHICS ANNUAL REPORTING: 2022						CONTRACTS AWARDED DEMOGRAPHICS ANNUAL REPORTING: 2023														
TOTAL (SBE + NO SBE GOALS/MEASURES)							TOTAL (SBE + NO SBE GOALS/MEASURES)						TOTAL (SBE + NO SBE GOALS/MEASURES)														
Ethnicity Type	Male		Female		Unknown		TOTAL		Male		Female		Unknown		TOTAL		Male		Female		Unknown		TOTAL				
1. Asian Pacific American	40,780,125	88%	5,774,349	12%	-		0%	46,554,474		2%	-	-	-		0%	-	-	-		0%	-	-	-		0%		
2. Black American	57,559,428	37%	97,322,569	63%	-		0%	154,881,997		8%	111,491,200	100%	-	0%	111,491,200		19%	-	-	-		0%	-	-	0%		
3. Caucasian	452,373,927	85%	81,172,306	15%	-		0%	533,546,233		28%	-	0%	49,717	100%	49,717		0%	-	-	-		0%	-	-	0%		
4. Hispanic American	237,871,271	86%	37,395,784	14%	-		0%	275,267,055		14%	-	-	-		0%	-	-	-		0%	-	-	-		0%		
5. Native American	3,394,654	100%	-	0%	-		0%	3,394,654		0%	-	-	-		0%	-	-	-		0%	-	-	-		0%		
6. Other Minority	15,516,145	48%	14,000,000	43%	2,905,065	9%	32,421,210		2%	-	-	-		0%	-	-	-		0%	-	-	-		0%			
7. Subcontinent Asian American	16,582,157	99%	188,809	1%	-		0%	16,770,966		1%	-	-	-		0%	-	-	-		0%	-	-	-		0%		
8. Unknown	-	0%	955,658	0%	840,386,733	100%	841,342,391		44%	-	0%	-	0%	410,417,183	100%	410,417,183		69%	-	0%	43,623,001	100%	43,623,001		100%		
TOTAL	824,077,707	43%	236,809,475	12%	843,291,798	44%	1,904,178,980		100%	111,491,200	21%	49,717	0%	410,417,183	79%	521,958,100		88%	-	0%	-	0%	43,623,001	100%	43,623,001		100%

CONTRACTS PAID DEMOGRAPHICS ANNUAL REPORTING: 2019-2021							CONTRACTS PAID DEMOGRAPHICS ANNUAL REPORTING: 2022						CONTRACTS PAID DEMOGRAPHICS ANNUAL REPORTING: 2023														
TOTAL (SBE + NO SBE GOALS/MEASURES)							TOTAL (SBE + NO SBE GOALS/MEASURES)						TOTAL (SBE + NO SBE GOALS/MEASURES)														
Ethnicity Type	Male		Female		Unknown		TOTAL		Male		Female		Unknown		TOTAL		Male		Female		Unknown		TOTAL				
1. Asian Pacific American	32,444,263	89%	3,936,166		-		36,380,429		5,335,458	91%	541,390	9%	-		5,876,848		1%	-	-	-		-		0%			
2. Black American	135,951,663		34,374,924		8,455		170,335,042		33,267,524	80%	8,432,976	20%	-		41,700,500		4%	-	-	-		-		0%			
3. Caucasian	1,653,397,669		203,320,928		915,800		1,857,634,397		630,818,400	91%	63,795,143	9%	1,482,275	0%	696,095,818		59%	535,297	100%	-		0%		535,297	100%		
4. Hispanic American	701,960,699		158,906,382		299,547		861,166,628		225,337,342	81%	51,371,306	19%	256,167	0%	276,964,815		24%	-	-	-		-		-	0%		
5. Native American	19,761,268		87,267		-		19,848,535		3,486,541	99%	28,108	1%	-		3,514,649		0%	-	-	-		-		-	0%		
6. Other Minority	81,513,334		9,986,668		307,789,045		399,289,047		18,410,878	30%	4,551,625	7%	39,395,698	63%	62,358,201		5%	-	-	-		-		-	0%		
7. Subcontinent Asian American	13,322,326		1,543,454		-		14,865,780		4,639,514	75%	1,574,365	25%	-		6,213,879		1%	-	-	-		-		-	0%		
8. Unknown	30,641,893		3,447,112		275,957,902		310,046,907		1,055,917	1%	7,754,362	10%	70,254,121	89%	79,064,400		7%	-	-	-		-		-	0%		
TOTAL	2,668,993,115	73%	415,602,901	11%	584,970,749	16%	3,669,566,765		0%	922,351,574	79%	138,049,275	12%	111,388,261	10%	1,171,789,110		100%	535,297	100%	-	0%	-	0%	535,297		100%

NOTES

¹As a result of two landmark cases (Engineering Contractors Association v. Metropolitan Dade County and Hershell Gill Consulting Engineers, Inc. v. Miami-Dade County) Miami-Dade County's three Small Business Enterprise (SBE) programs in Construction, A&E, and Goods and Services are race and gender neutral.

²The capturing of demographic data is based on voluntary information provided and or entered by prime and sub-contractors.

³Payments reported may be from contracts awarded outside the reporting period.

⁴It is important to note that the health of Goods and Services (G&S) contracts/awards should be identified by Contracts Paid instead of Contracts Awarded. This is due to the way G&S contracts are created in the County's Financial System. Prior to the County's new ERP system (April 2021) when pool contracts are created, the allocation amount is captured in one lumpsum and does not identify each individual award and to whom it was awarded. However, BMWS does capture who was paid and if they were an SBE or Non-SBE. We are working with the development team to see if G&S awards and payments can be better aligned and may change in the future.

⁵The exclusion of non-compete contract awards and payment data became effective July 2022. However, at the request of the Board, they would like to see everything. It was advised to the Board that it should be important to note that there will be contracts that will skew SBE data (ie: fuel, vehicle purchases, S8 vouchers, Headstart program, MDC employee health benefits, Microsoft software, etc.)